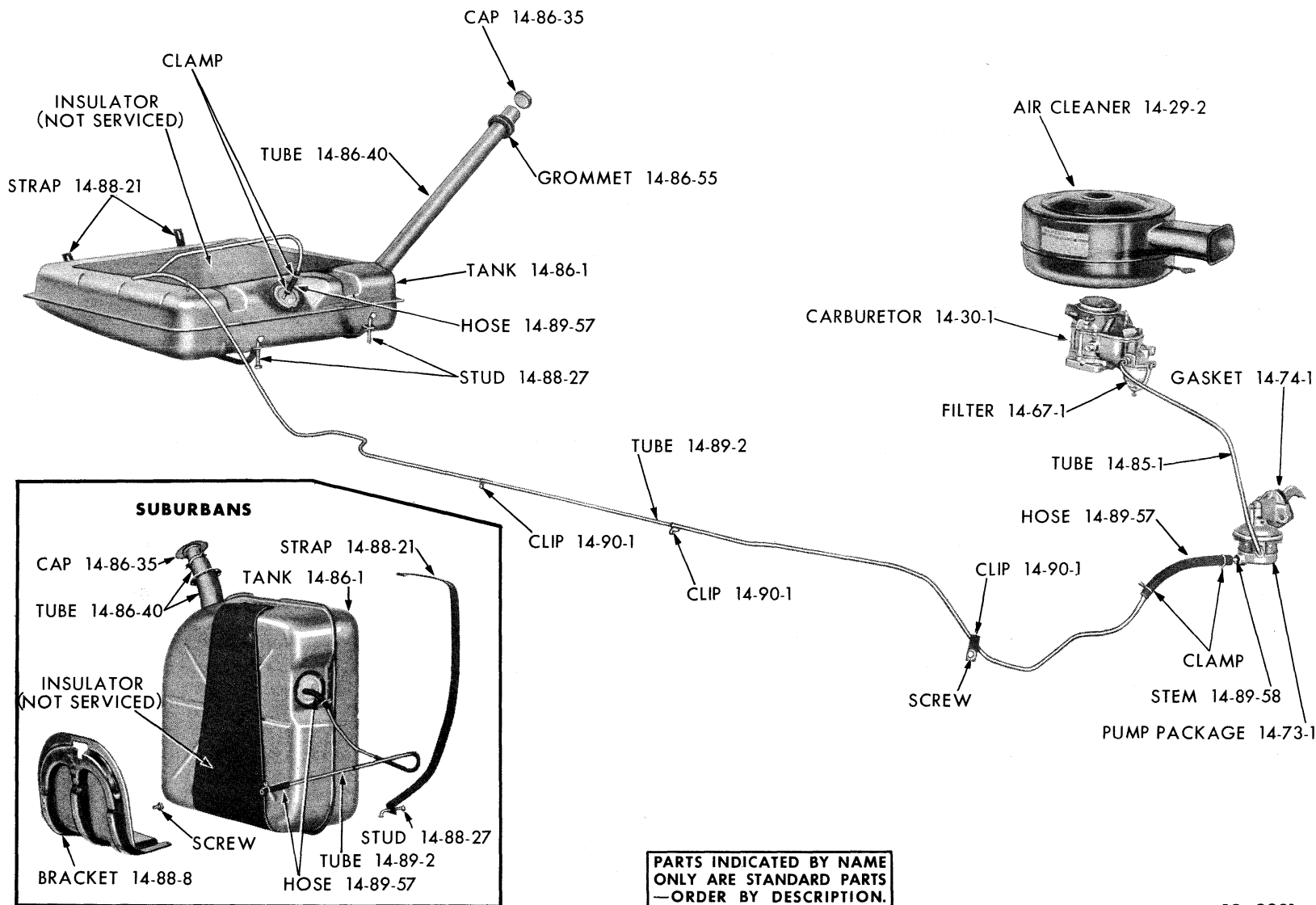
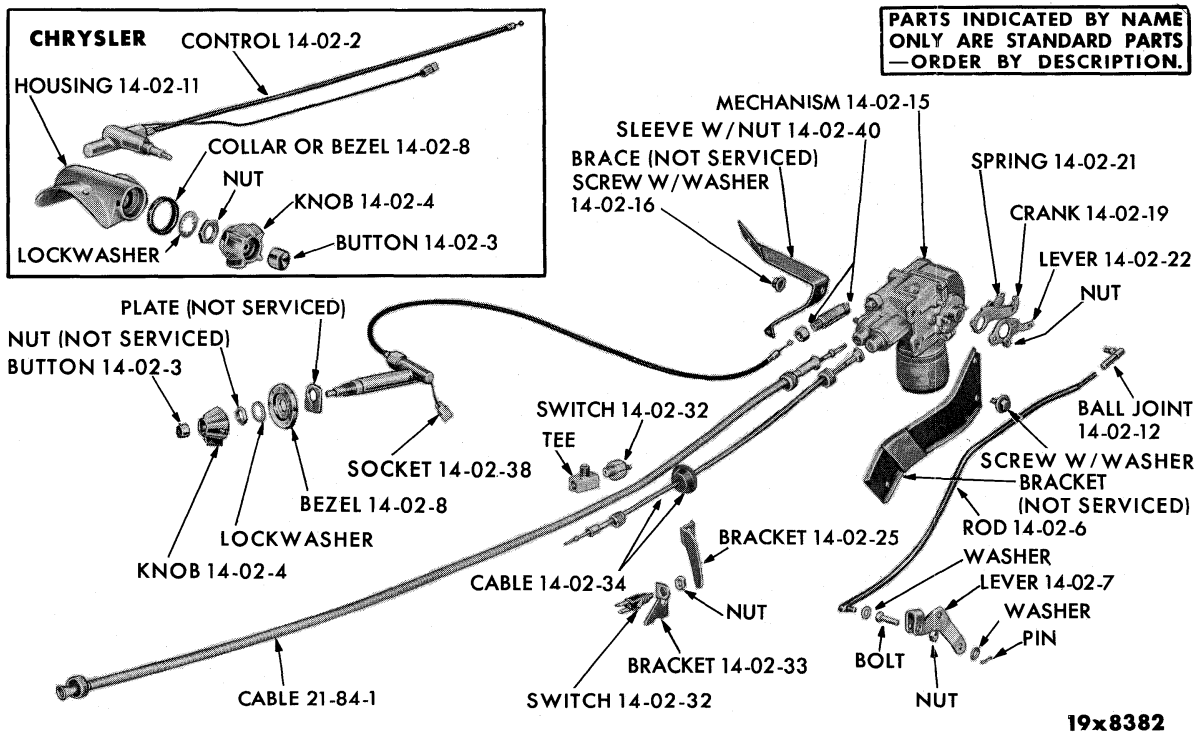


GROUP 14 - FUEL

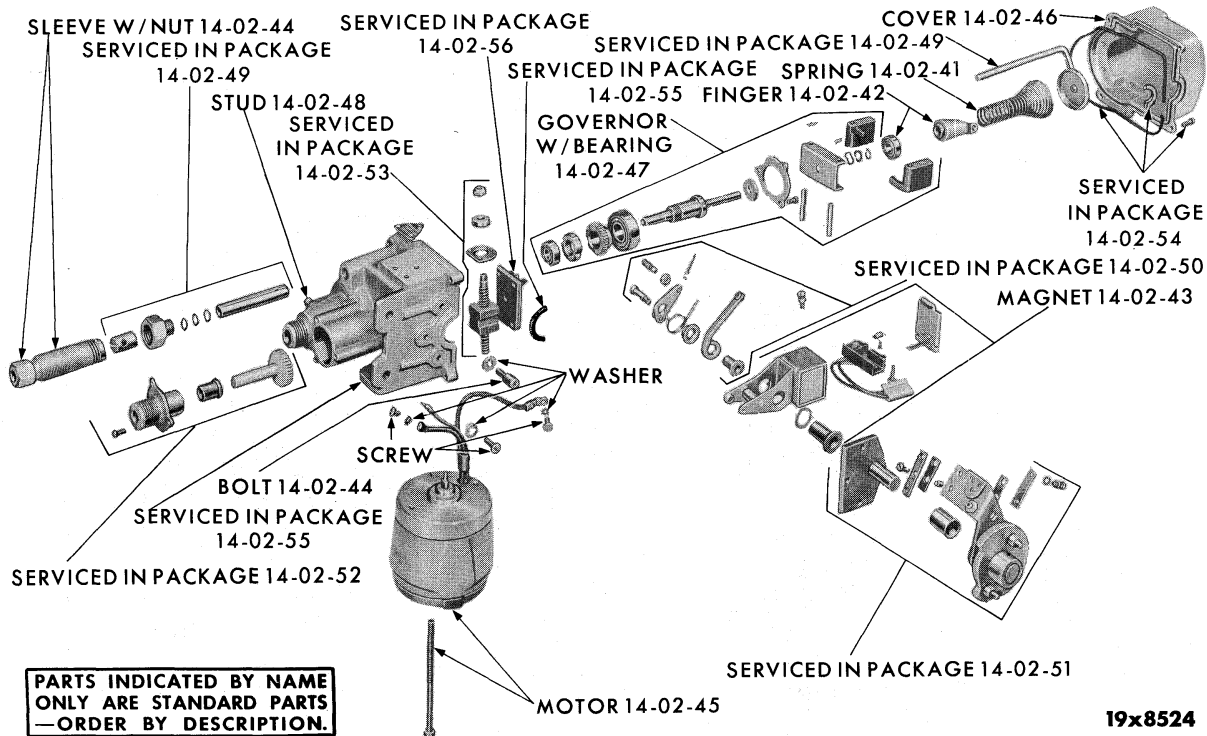


PARTS INDICATED BY NAME ONLY ARE STANDARD PARTS - ORDER BY DESCRIPTION.

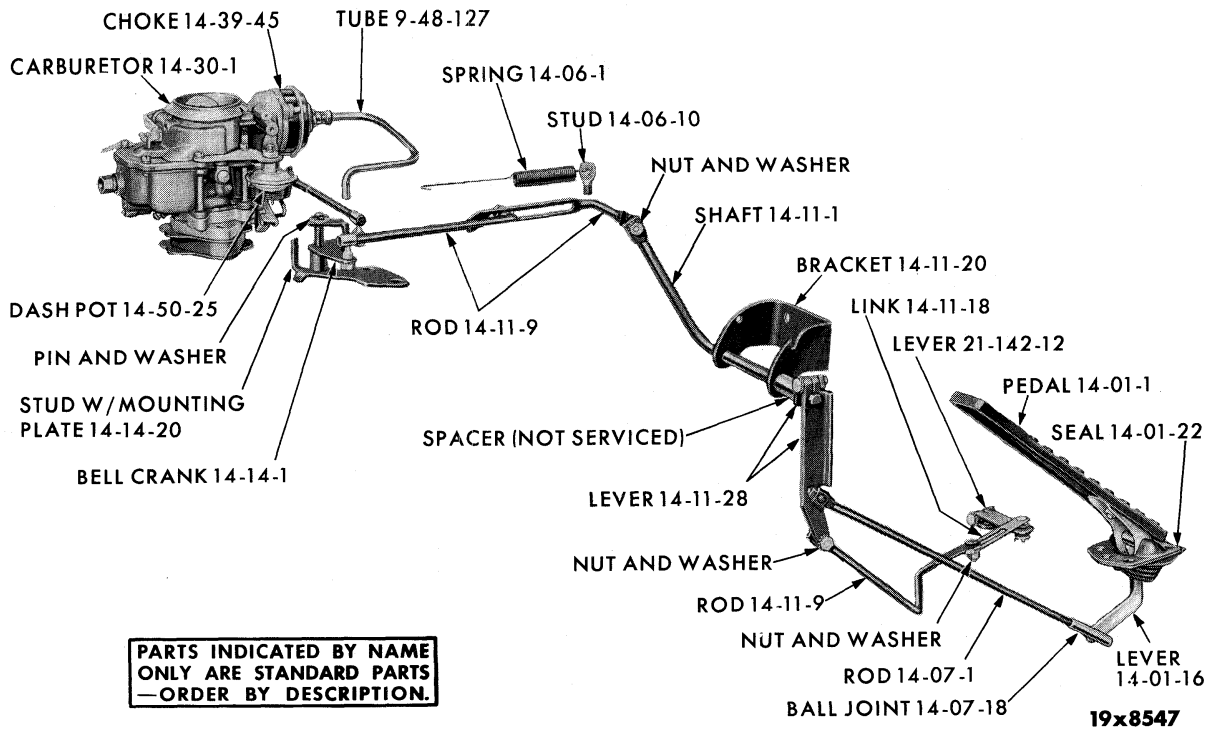
19x8321



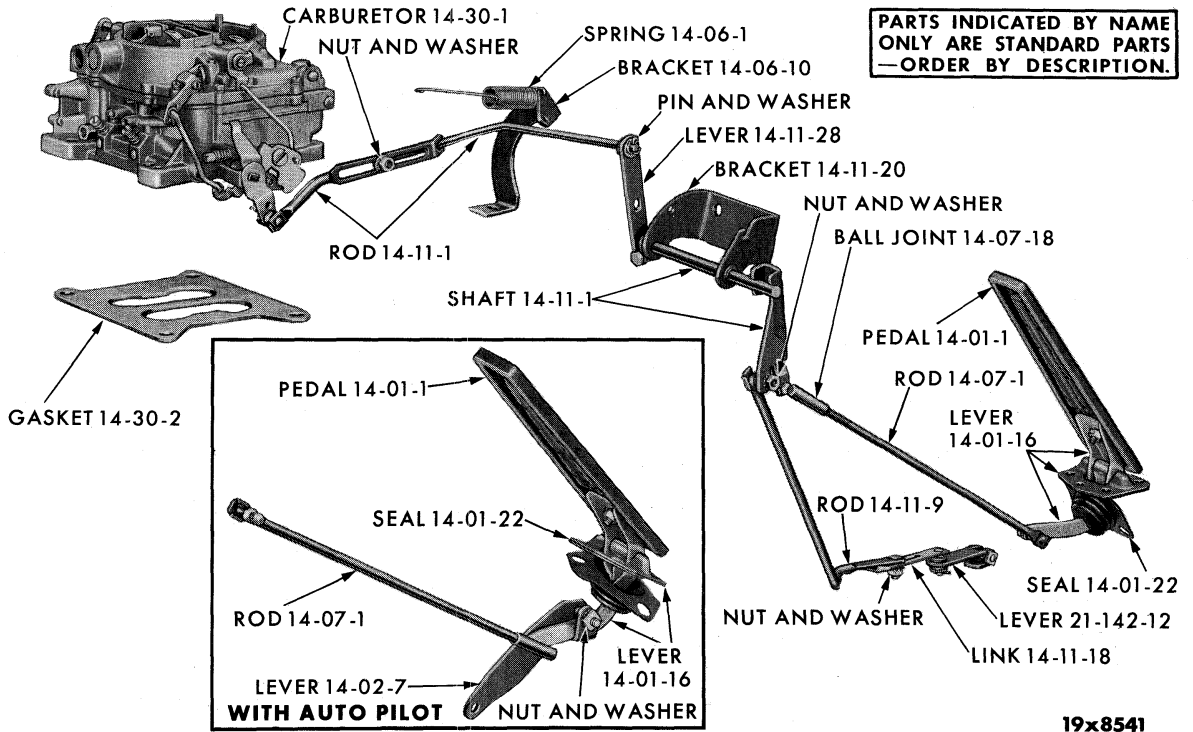
AUTO PILOT SYSTEM



AUTO PILOT MECHANISM



THROTTLE LINKAGE - 6 CYLINDER



THROTTLE LINKAGE - V8 CYLINDER

CODE	PART NAME AND DESCRIPTION	NO. OF CYL.	PLYMOUTH	DODGE	DESOTO	CHRYSLER AND IMPERIAL	PER CAR	PART NUMBER
------	---------------------------	-------------	----------	-------	--------	-----------------------	---------	-------------

GROUP 14 - FUEL

14-01-0 ACCELERATOR PEDAL								
14-01-1	PEDAL, MD1, except California Built	6-8	59	59	-	-	1	1758 225
	California Built	6-8	59	-	-	-	1	1709 092
		8	-	59	59	59	1	1709 092
14-01-16	LEVER	6-8	59	59	-	-	1	1734 023
	w/Std.Trans., MD3	8	-	59	-	-	1	1734 023
	w/Auto.Trans., except MY1	8	59	59	59	59	1	1734 024
	MY1	8	-	-	-	59	1	1858 704
14-01-22	SEAL	6-8	59	59	59	59	1	1734 027
14-02-0 AUTOMATIC PILOT								
14-02-2	CONTROL, MC1, MC2, MC3	8	-	-	-	59	1	1971 609
	MY1	8	-	-	-	59	1	1885 955
14-02-3	BUTTON, Control Reset, except MY1	8	-	-	-	59	1	1885 984
	MY1	8	-	-	-	59	1	1880 580
14-02-4	KNOB, Control, except MY1	8	-	-	-	59	1	1887 080
	MY1	8	-	-	-	59	1	1887 634
14-02-5	INSULATOR and TERMINAL PACKAGE, Control	8	-	-	-	59	1	1843 226
14-02-6	ROD, except MY1	8	-	-	-	59	1	1856 298
	MY1	8	-	-	-	59	1	1944 808
14-02-7	LEVER, Accelerator Extension, except MY1	8	-	-	-	59	1	1856 297
	MY1	8	-	-	-	59	1	1944 806
14-02-8	COLLAR, Control Knob, except MY1	8	-	-	-	59	1	1887 855
	MY1	8	-	-	-	59	1	1887 633
	BEZEL, MY1	8	-	-	-	59	1	1886 973
14-02-9	NUT, Control Knob Bezel Mounting, MY1	8	-	-	-	59	1	1886 974
14-02-10	NUT, Control Mounting, MY1	8	-	-	-	59	1	1886 972
14-02-11	HOUSING, Control, except MY1	8	-	-	-	59	1	1887 086
14-02-12	BALL JOINT, Rod	8	-	-	-	59	1	1617 187
14-02-13	REPAIR PACKAGE, Pilot Selector	8	-	-	-	59	1	2084 259
14-02-15	MECHANISM, Drive	8	-	-	-	59	1	1886 084
14-02-16	SCREW, w/WASHER, Auto Pilot Mounting	8	-	-	-	59	2	6010 019
	SCREW, w/WASHER, Auto Pilot to Fender Shield Mounting	8	-	-	-	59	4	6010 058
		8	-	-	-	59	1	1850 939
14-02-19	CRANK, Armature Lever	8	-	-	-	59	1	1850 939
14-02-21	SPRING, Armature Lever	8	-	-	-	59	1	1856 577
14-02-22	LEVER, Armature	8	-	-	-	59	1	1850 941
14-02-25	BRACKET, Brake Pedal Cutout, w/o Power Brakes	8	-	-	-	59	1	1850 880
	w/Power Brakes	8	-	-	-	59	1	1850 881
14-02-32	SWITCH, Brake, Mechanical	8	-	-	-	59	1	1885 974
	Hydraulic	8	-	-	-	59	1	1886 288
14-02-33	BRACKET, Cut-out Switch	8	-	-	-	59	1	1850 879
14-02-34	CABLE, Trans. to Drive Mechanism	8	-	-	-	59	1	*1887 908
14-02-35	CLIP, Drive Mechanism Cable	8	-	-	-	59	1	1436 940
14-02-36	HOLDER, Fuse	8	-	-	-	59	1	1885 608
14-02-38	SOCKET, Lamp, except MY1	8	-	-	-	59	1	1605 517
	MY1	8	-	-	-	59	1	1689 538
14-02-39	CONTACT, Lamp Socket	8	-	-	-	59	1	657 572
14-02-40	SLEEVE, w/NUT, Drive Mechanism	8	-	-	-	59	1	1881 965
14-02-41	SPRING, Drive Mechanism Governor	8	-	-	-	59	1	1881 958
14-02-42	FINGER, Drive Mechanism	8	-	-	-	59	1	1881 959
14-02-43	MAGNET, Drive Mechanism	8	-	-	-	59	1	1881 960
14-02-44	BOLT, Drive Mechanism Gauge	8	-	-	-	59	1	1881 961
14-02-45	MOTOR, Drive Mechanism	8	-	-	-	59	1	1881 962
14-02-46	COVER, Drive Mechanism Housing	8	-	-	-	59	1	1881 963
14-02-47	GOVERNOR, w/BEARING, Drive Mechanism	8	-	-	-	59	1	1881 964
14-02-48	STUD, Drive Mechanism Housing	8	-	-	-	59	1	1881 966

★ Indicates use as required.

Numerals in parentheses () refer to notes.

Printed in U.S.A.

⊠ Indicates parts not listed in any previous parts book.

Prices and specifications subject to change without notice.

* Indicates change or addition.

1959 PASSENGER CAR PARTS LIST

FUEL

CODE	PART NAME AND DESCRIPTION	NO. OF CYL.	PLYMOUTH	DODGE	DESOTO	CHRYSLER AND IMPERIAL	PER CAR	PART NUMBER
14-02-0 AUTOMATIC PILOT Cont'd								
14-02-49	CAP PACKAGE, Drive Mechanism Spring Compressor	8	-	-	-	59	1	1881 967
14-02-50	ARM PACKAGE, Drive Mechanism Contact	8	-	-	-	59	1	1881 968
14-02-51	PINTLE and ARM PACKAGE, Drive Mechanism	8	-	-	-	59	1	1881 969
14-02-52	GEAR PACKAGE, Drive Mechanism Speedometer	8	-	-	-	59	1	1881 970
14-02-53	DRIVE SCREW and BEARING PACKAGE, Drive Mechanism	8	-	-	-	59	1	1881 971
14-02-54	RING PACKAGE, Drive Mechanism Felt	8	-	-	-	59	1	1881 972
14-02-55	HOUSING PACKAGE, Drive Mechanism Governor	8	-	-	-	59	1	1881 973
14-02-56	BLOCK PACKAGE, Drive Mechanism Terminal	8	-	-	-	59	1	1881 974
14-02-57	SCREW PACKAGE, Drive Mechanism Cover	8	-	-	-	59	1	1881 975
14-06-0 ACCELERATOR PEDAL RETURN SPRING								
14-06-1	SPRING	6	59	59	-	-	1	*1630 499
	MD2	8	59	59	-	-	1	1859 989
	w/Auto. Trans. and 1-4 Barrel Carburetor, MD2-D500	8	-	59	-	-	1	1851 503
	MD3	8	-	59	59	59	1	1851 503
	MP2 High Performance, MD2-D500, Adventurer, MC3-300	8	59	59	59	59	1	1320 133
	w/Auto. Pilot	8	-	-	-	59	1	1856 580
14-06-10	STUD	6	59	59	-	-	1	1409 555
	BRACKET, w/Std. Trans., MD2	8	59	59	-	-	1	1858 706
	w/Auto. Trans.	8	59	-	-	-	1	1637 767
	w/Auto. Trans., MD2	8	-	59	-	-	1	1730 440
	w/Auto. Trans. and 1-4 Barrel Carburetor, MD2-D500, MD3	8	-	59	-	-	1	1827 999
	MP2, MD2, MS1, MS2, MS3, MC1, High Performance, Adventurer, MC3-300	8	59	59	59	59	1	1851 753
		8	-	-	59	59	1	1827 999
14-07-0 ACCELERATOR PEDAL TO ACCELERATOR SHAFT ROD								
14-07-1	ROD, w/Std. Trans., MD3, MS1	6-8	59	59	59	-	1	1858 650
	w/PowerFlite	6	59	59	-	-	1	*1945 077
	w/Auto. Trans., except MY1	8	59	59	59	59	1	1945 077
	MY1	8	-	-	-	59	1	1858 576
14-07-18	BALL JOINT	6-8	59	59	59	59	1	1617 187
14-08-0 CARBURETOR LEVER ADAPTER								
14-08-36	SPRING, Lever Return, MP2, MD2, High Performance, Adventurer, MC3-300	8	59	59	59	59	1	1320 133
14-08-37	BRACKET, Lever Return Spring, MP2, MD2, High Performance, Adventurer, MC3-300	8	59	59	59	59	1	1851 752
14-11-0 ACCELERATOR SHAFT								
14-11-1	SHAFT, w/Std. Trans. or PowerFlite	6	59	59	-	-	1	1738 625
	w/Std. or Auto. 3 Speed Trans.	8	59	-	-	-	1	1852 614
	w/Std. or Auto. 3 Speed Trans., MS1, UP TO	8	-	59 (1)	59 (1)	-	1	1852 614
	w/Std. or Auto. 3 Speed Trans., MS1, AFTER	8	-	59 (1)	59 (1)	-	1	1859 991
	w/PowerFlite, MD3-M, MS1, UP TO	8	-	59 (1)	59 (1)	-	1	1735 952
	w/PowerFlite, MD3-M, MS1, AFTER	8	-	59 (1)	59 (1)	-	1	1947 302
	w/PowerFlite, MD2	8	59	59	-	-	1	1735 952
	MS2, MS3	8	-	-	59	-	1	1852 614
		8	-	-	-	59	1	1858 892

NOTE 1: MD2 Ser. No. M312-107398, w/Std. Trans. - MD2 Ser. No. M312-106886, w/Auto. 3 Speed Trans.
 MD3-L Ser. No. M372-101876 - MD3-M Ser. No. M352-101420
 MS1 Ser. No. M472-100876.

CODE	PART NAME AND DESCRIPTION	NO. OF CYL.	PLYMOUTH	DODGE	DESOTO	CHRYSLER AND IMPERIAL	PER CAR	PART NUMBER
14-11-0 ACCELERATOR SHAFT Cont'd								
14-11-8	ROD PACKAGE, Shaft to Eng. Cross Shaft . .	6	59	59	-	-	1	1603 200
	Eng. Bell Crank to Carburetor	6	59	59	-	-	1	1603 200
14-11-9	ROD, Shaft to Eng. Bell Crank, w/STUD, w/PowerFlite	6	59	59	-	-	1	1739 347
	Shaft to Eng. Bell Crank, w/SLOT, w/Power-Flite	6	59	59	-	-	1	1733 945
	Shaft to Trans., w/PowerFlite	6-8	59	59	59	-	1	1735 024
	Shaft to Trans., w/1 Piece Valve Body	8	59	59	59	59	1	⊠1947 857
	Shaft to Trans., w/3 Piece Valve Body	8	59	59	59	-	1	*1852 617
	Shaft to Trans., w/3 Piece Valve Body	8	59	59	59	59	1	⊠1858 895
	Shaft to Trans., MY1	8	-	-	-	59	1	1858 574
	Shaft to Carburetor, w/Std. Trans., MD2 . . .	8	59	59	-	-	1	1859 996
	Shaft to Carburetor, w/Std. Trans. and 4 Barrel Carburetor	8	59	-	-	-	1	1736 149
	Shaft to Carburetor, w/Std. Trans., Fury . . .	8	59	-	-	-	1	1826 097
	Shaft to Carburetor, w/Std. Trans., MD3, MS1, MC1	8	-	59	59	59	1	1859 996
	Shaft to Carburetor, w/Std. Trans., MD2 High Performance	8	-	59	-	-	1	1828 065
	Shaft to Carburetor, w/STUD, w/Auto. Trans. and 2 Barrel Carburetor, MD2	8	59	59	-	-	1	1737 850
	Shaft to Carburetor, w/STUD, w/Auto. Trans. and 4 Barrel Carburetor	8	59	-	-	-	1	1855 284
	Shaft to Carburetor, w/STUD, w/Auto. Trans., MP2, MD2, High Performance, Adventurer, MC3-300	8	59	59	59	59	1	1854 814
	Shaft to Carburetor, w/STUD, w/Auto. Trans. and 4 Barrel Carburetor, MD2-D500, MD3	8	-	59	59	-	1	1859 996
	Shaft to Carburetor, w/STUD, w/Auto. Trans. and 2 Barrel Carburetor, MD3, MS1, MS2 . .	8	-	59	59	-	1	1859 996
	Shaft to Carburetor, w/STUD, MC2, MC3	8	-	-	-	59	1	1858 582
	Shaft to Carburetor, w/STUD, MY1	8	-	-	-	59	1	1858 577
	Shaft to Carburetor, w/STUD, w/PowerFlite, MD2	8	-	59	-	-	1	1737 862
	Shaft to Carburetor, w/SLOT, w/PowerFlite . .	6	59	59	-	-	1	1733 945
	Shaft to Carburetor, w/SLOT, w/Auto. Trans., MD2	8	59	59	-	-	1	1733 945
	Shaft to Carburetor, w/SLOT, w/Auto. Trans., Fury	8	59	-	-	-	1	1822 008
	Shaft to Carburetor, w/SLOT, w/Auto. Trans., MD2-D500, MD3	8	-	59	59	59	1	1859 995
	Shaft to Carburetor, w/SLOT, w/Auto. Trans., MP2, MD2, High Performance, Adventurer, MC3-300	8	59	59	59	59	1	1822 022
14-11-18	LINK, Throttle Control Rod Adjusting, w/Auto. Trans., at Trans. End	6-8	59	59	59	59	1	⊠1945 163
14-11-20	BRACKET, Shaft	6-8	59	59	59	59	1	1734 030
14-11-25	PLATE, Shaft Bracket Stud Retainer	6-8	59	59	59	59	1	1734 028
14-11-28	LEVER, Shaft, w/Std. Trans.	6	59	59	-	-	1	1735 839
	w/PowerFlite	6	59	59	-	-	1	1739 345
	MD3-M, MD3-L, MS1, MS2, MC1	8	-	59	59	59	1	1859 994
	w/Auto. Trans.	8	59	59	59	59	1	1735 019
	w/Auto. Trans., MP2, MD2, High Performance, Adventurer, MC3-300	8	59	59	59	59	1	1735 950
14-11-29	BUSHING, Shaft Lever	8	59	59	59	59	1	1539 316
14-11-30	INSULATOR, Shaft Lever Sound	8	59	59	59	59	1	1539 284
14-11-48	SEAL, Shaft Bracket	6-8	59	59	59	59	★	1827 773

★ Indicates use as required.

Numerals in parentheses () refer to notes.

Printed in U.S.A.

⊠ Indicates parts not listed in any previous parts book.

Prices and specifications subject to change without notice.

* Indicates change or addition.

1959 PASSENGER CAR PARTS LIST

FUEL

CODE	PART NAME AND DESCRIPTION	NO. OF CYL.	PLYMOUTH	DODGE	DESOTO	CHRYSLER AND IMPERIAL	PER CAR	PART NUMBER
14-13-0 THROTTLE LINKAGE ROD BALL JOINT OR BALL STUD								
14-13-1	BALL JOINT, Accelerator Shaft to Engine							
	Cross Shaft Rod	6	59	59	-	-	1	1617 187
	Engine Bell Crank to Carburetor Rod	6	59	59	-	-	1	1401 687
	Accelerator Shaft to Carburetor Rod, w/Std. Trans.	8	59	59	59	-	1	*1401 687
	Auto. Pilot Rod	8	-	-	-	59	1	1617 187
	Accelerator Shaft Rod, MS1	8	-	59	59	-	1	*1858 936
	Accelerator Shaft to Trans. Rod, MS1	8	-	59	59	-	1	*1858 936
14-14-0 THROTTLE CONTROL BELL CRANK								
14-14-1	BELL CRANK, Engine	6	59	59	-	-	1	1738 631
14-14-20	STUD, w/Mounting PLATE	6	59	59	-	-	1	1738 628
	BALL STUD, Accelerator Pedal to							
14-15-0 THROTTLE LEVER INTERCONNECTING ROD								
14-15-3	ROD, MP2, MD2, High Performance, Fury, Adventurer, MC3-300	8	59	59	59	59	1	1825 924
14-15-6	SWIVEL, Rod, Fury, MP2, MD2, High Performance, Adventurer, MC3-300	8	59	59	59	59	2	1822 124
14-15-10	ROD END, Front, MP2, MD2, High Performance, Fury, Adventurer, MC3-300	8	59	59	59	59	1	1822 123
	Rear, MP2, MD2, High Performance, Fury, Adventurer, MC3-300	8	59	59	59	59	1	1634 876
14-29-0 CARBURETOR AIR CLEANER								
14-29-2	AIR CLEANER, w/o Governor, Dry Type	6	59	59	-	-	1	⊠1738 022
	w/GOVERNOR	6	59	-	-	-	1	1855 175
	w/o Power Package	8	59	-	-	-	1	1738 020
	w/Power Package	8	59	-	-	-	1	1859 457
	w/Air Conditioning and 2 Barrel Carburetor, MD2	8	59	59	-	-	1	1945 184
	w/Air Conditioning and 4 Barrel Carburetor	8	59	-	-	-	1	1945 185
	MP2 High Performance	8	59	-	-	-	1	1851 491
	High Performance	8	-	-	59	59	2	1852 568
	MD2	8	-	59	-	-	1	1859 435
	MD2-D500, MD3	8	-	59	59	59	1	*1945 543
	MD2-D500, MD3, MS1, MC1, w/Air Conditioning	8	-	59	59	59	1	1859 554
	Fury, MD2 High Performance, Adventurer, MC3-300	8	59	59	59	59	2	1852 568
14-29-5	GASKET, Mounting	6	59	59	-	-	1	952 062
	MD2	8	59	59	-	-	1	1326 847
	w/Power Package	8	59	-	-	-	1	1821 170
	MD3	8	-	59	59	59	1	1821 170
	Fury, MP2, MD2, High Performance, Adventurer, MC3-300	8	59	59	59	59	2	1821 170
14-29-6	FILTER	6	59	59	-	-	1	1739 548
	MP2 High Performance, 3 1/4" thick x 10 1/4" O.D.	8	59	-	-	-	1	*1946 923
	MP2 High Performance, 2" thick x 12 3/4" O.D.	8	59	-	-	-	1	⊠1851 493
	Fury, MD2, High Performance, Adventurer, MC3-300	8	59	59	59	59	2	*1852 569
14-29-12	BRACKET, Steady, w/GOVERNOR	6	59	-	-	-	1	1855 168
	w/Air Conditioning, Short, MD2, MD3, D500	8	-	59	-	-	1	1859 751
	w/Air Conditioning, Long, MD2, MD3, D500	8	-	59	-	-	1	1854 823
14-29-15	CLAMP	6	59	59	-	-	1	1855 451
14-29-33	STUD, to Carburetor	8	59	59	59	59	★	1324 984

★ Indicates use as required.

Numerals in parentheses () refer to notes.

Printed in U.S.A.

⊠ Indicates parts not listed in any previous parts book.
Feb. 15, 1960 Supersedes Mar. 20, 1959.

Prices and specifications subject to change without notice.
* Indicates change or addition.

14-30-0 CARBURETOR

14-30-1 CARBURETOR ASSEMBLIES

MODEL	USE WITH TRANSMISSION	CARBURETOR STAMPED	PART NUMBER
MP1	ALL	2604S	1739 401
MP1 Taxi	ALL	2410S	1675 971
MP1, City Traffic	STANDARD	2403S	1674 766
MP2, Detroit Built	ALL	2896S	1826 888
MP2, Newark Built	ALL	WW15-38	1859 944
MP2, w/Power Package	STANDARD OR OVERDRIVE	2813S	*1858 976
MP2, w/Power Package	AUTOMATIC	2812S	*1858 975
MP2, High Performance	STANDARD	2855S	1945 167
MP2, High Performance	AUTOMATIC	2856S	1945 168
MD1	ALL	2410S	1675 971
MD1, City Traffic	STANDARD	2403S	1674 766
MD2	ALL	3-181	1858 460
MD3-L, MD3-M	ALL	2871S	1859 985
MD3-H	STANDARD	2773S	1855 634
MD3-H	AUTOMATIC	2787S	1858 470
D500	AUTOMATIC	2794S	1858 476
MD2, MD3, High Performance, Front	ALL	2790S	1858 473
MD2, MD3, High Performance, Rear	ALL	2791S	1858 474
MS1	ALL	2871S	1859 985
MS1, w/Power Package	STANDARD	2773S	1855 634
MS1, w/Power Package	AUTOMATIC	2787S	1858 470
MS2	AUTOMATIC	2871S	1859 985
MS3	AUTOMATIC	2794S	1858 476
MS1, MS2, MS3, High Performance, MS3 Adventurer, Front	AUTOMATIC	2790S	1858 473
MS1, MS2, MS3, High Performance, MS3 Adventurer, Rear	AUTOMATIC	2791S	1858 474
MC1	AUTOMATIC	2871S	1859 985
MC2, MC3, MY1	AUTOMATIC	2797S	1858 479
MC1 High Performance, MC3-300, Front	AUTOMATIC	2798S	1858 480
MC1 High Performance, MC3-300, Rear	AUTOMATIC	2799S	1858 481

NOTE: The CARBURETOR ASSEMBLIES Listed Below are Production Numbers and NOT used for SERVICE.

For Component Parts see chart on the following pages.

MP1	STANDARD	2567S	1738 582
MP1	OVERDRIVE	2568S	1738 583
MP1	AUTOMATIC	2569S	1738 584
MP1 Taxi	AUTOMATIC	2771S	1855 632
MP2	STANDARD	2864S	1859 941
MP2	OVERDRIVE	2865S	1859 942
MP2	AUTOMATIC	2866S	1859 943
MP2	OVERDRIVE	WW15-39	1859 945
MP2	AUTOMATIC	WW15-40	1859 946
MD3-L, MD3-M, MS1	ALL	2870S	1859 984
MD2	STANDARD	3-182	1945 482
MD2	AUTOMATIC	3-183	1945 483

★ Indicates use as required.

☐ Indicates parts not listed in any previous parts book.

* Indicates change or addition.

Numerals in parentheses () refer to notes.

Printed in U.S.A.

Prices and specifications subject to change without notice.

Feb. 15, 1960 Supersedes Mar. 20, 1959.

1959 PASSENGER CAR PARTS LIST

FUEL

Carburetor Service Chart - For Model Application See Part Type Code 14-30-1

Chrysler No.	Stamped	Flange Gasket 14-30-2	Repair Pkg. 14-30-4	Gasket Pkg. 14-30-7	Needle w/Seat 14-30-8	Fuel Inlet Strainer 14-30-27
1674 766	2403S	1630 472	1826 477	1826 441	690 676	----
1675 971	2410S	1630 472	1826 477	1826 441	690 676	----
1738 582	2567S	1630 472	1826 471	1826 441	690 676	----
1738 583	2568S	1630 472	1826 471	1826 441	690 676	----
1738 584	2569S	1630 472	1826 471	1826 441	690 676	----
1739 401	2604S	1630 472	1826 471	1826 441	690 676	----
1826 102	3-163	1634 701	1826 539	1631 368	1826 414	----
1826 103	3-164	1634 701	1826 540	1631 368	1826 414	----
1826 888	2896S	1634 701	1826 613	1826 511	1533 777	----
1855 632	2771S	1630 472	1826 477	1826 441	690 676	----
1855 634	2773S	1827 705	1826 857	1826 552	1826 834	----
1858 455	2775S	1634 701	1826 613	1826 511	1533 777	----
1858 456	2776S	1634 701	1826 613	1826 511	1533 777	----
1858 457	2777S	1634 701	1826 613	1826 511	1533 777	----
1858 460	3-181	1634 701	1826 850	1631 368	1826 414	----
1858 470	2787S	1827 705	1826 553	1826 552	1826 834	----
1858 473	2790S	1852 586	1826 563	1826 561	1826 844	----
1858 474	2791S	1852 586	1826 564	1826 562	1826 844	----
1858 476	2794S	1858 720	1826 620	1826 616	1826 834	----
1858 479	2797S	1858 720	1826 617	1826 616	1826 834	----
1858 480	2798S	1852 586	1826 855	1826 561	1826 844	1826 864
1858 481	2799S	1852 586	1826 854	1826 562	1826 844	1826 864
1858 975	2812S	1851 712	1826 555	1826 554	1826 834	1826 864
1858 976	2813S	1851 712	1826 555	1826 554	1826 834	1826 864
1859 935	2854S	1858 720	1826 761	1826 616	1826 834	1826 864
1859 941	2864S	1634 701	1826 613	1826 511	1533 777	----
1859 942	2865S	1634 701	1826 613	1826 511	1533 777	----
1859 943	2866S	1634 701	1826 613	1826 511	1533 777	----
1859 944	WW15-38	1634 701	1826 541	1631 368	1826 414	----
1859 945	WW15-39	1634 701	1826 541	1631 368	1826 414	----
1859 946	WW15-40	1634 701	1826 541	1631 368	1826 414	----
1859 984	2870S	1822 051	1826 760	1826 615	1826 833	----
1859 985	2871S	1822 051	1826 612	1826 615	1826 833	----
1859 986	2872S	1822 051	1826 612	1826 615	1826 833	----
1945 167	2855S	1827 705	1826 857	1826 552	1826 834	1826 864
1945 168	2856S	1827 705	1826 857	1826 552	1826 834	1826 864
1945 482	3-182	1634 701	1826 540	1631 368	1826 414	----
1945 483	3-183	1634 701	1826 850	1631 368	1826 414	----

★ Indicates use as required.

Numerals in parentheses () refer to notes.

Printed in U.S.A.

☐ Indicates parts not listed in any previous parts book.
Feb. 15, 1960 Supersedes Jan. 26, 1959.

Page 14-6

Prices and specifications subject to change without notice.
* Indicates change or addition.

Carburetor Service Chart - For Model Application See Part Type Code 14-30-1

Fuel Strainer Nut 14-30-28	Main Metering Jet 14-35-1	Power By-Pass Jet 14-35-6	Main Dis-Charge Jet 14-35-8	Choke Coil w/Hsg. 14-39-45	Pump Plunger w/Rod 14-41-3	Step-Up Rod 14-43-5
----	1618 222	----	----	1618 111	1618 107	1631 504
----	1618 222	----	----	1618 111	1618 107	1631 705
----	1610 882	----	----	1618 116	1618 107	1631 680
----	1610 882	----	----	1618 116	1618 107	1631 680
----	1610 882	----	----	1676 775	1618 107	1553 141
----	1610 882	----	----	1618 116	1618 107	1631 680
----	1553 087	1631 377	1676 821	1738 613	1631 656	----
----	1553 087	1631 377	1676 821	1738 614	1631 656	----
----	1631 617	----	----	1737 780	1618 150	1826 886
----	1618 222	----	----	1618 111	1618 107	1631 705
----	†1826 235	----	----	1858 916	1826 369	1826 347
----	†1631 541	----	----	----	----	----
----	1631 617	----	----	1737 780	1618 150	1826 886
----	1631 617	----	----	1737 780	1618 150	1826 886
----	1631 617	----	----	1737 780	1618 150	1826 843
----	1618 176	1631 377	1631 353	1852 020	1631 656	----
----	†1400 857	----	----	1858 916	1826 369	1826 840
----	†1631 356	----	----	----	----	----
----	†1400 857	----	----	----	1826 846	1826 349
----	†1676 692	----	----	----	----	----
----	†1400 857	----	----	1826 847	1826 846	1826 845
----	†1631 629	----	----	----	----	----
----	†1400 857	----	----	1858 916	1826 369	1826 840
----	†1676 692	----	----	----	----	----
----	†1400 857	----	----	1858 916	1826 369	1826 852
----	†1676 692	----	----	----	----	----
1826 346	†1400 857	----	----	----	1826 846	1826 860
----	†1631 629	----	----	----	----	----
1826 863	†1400 857	----	----	1826 847	1826 846	1826 861
----	†1631 629	----	----	----	----	----
1824 863	†1400 857	----	----	1858 915	1826 369	1826 347
----	†1610 759	----	----	----	----	----
1826 863	†1400 857	----	----	1858 915	1826 369	1826 347
----	†1676 770	----	----	----	----	----
1826 863	†1826 235	----	----	1858 916	1826 369	1826 887
----	†1676 717	----	----	----	----	----
----	1631 617	----	----	1737 780	1618 150	1826 886
----	1631 617	----	----	1737 780	1618 150	1826 886
----	1631 617	----	----	1737 780	1618 150	1826 843
----	1553 086	662 762	1631 353	1852 020	1631 656	----
----	1553 086	662 762	1631 353	1852 020	1631 656	----
----	1826 837	----	----	1858 523	1826 607	1826 848
----	1826 849	----	----	1858 523	1826 607	1618 108
----	1826 849	----	----	1858 523	1826 607	1610 794
1826 863	†1826 235	----	----	1858 916	1826 369	1826 347
----	†1676 692	----	----	----	----	----
1826 863	†1826 235	----	----	1858 916	1826 369	1826 884
----	†1676 692	----	----	----	----	----
----	1553 08	1631 377	1631 353	1852 020	1631 656	----
----	1618 176	1631 377	1631 353	1852 020	1631 377	----

NOTE: † Primary ‡ Secondary

★ Indicates use as required.

⊠ Indicates parts not listed in any previous parts book.

* Indicates change or addition.

Numerals in parentheses () refer to notes.

1959 PASSENGER CAR PARTS LIST

FUEL

CODE	PART NAME AND DESCRIPTION	NO. OF CYL.	PLYMOUTH	DODGE	DESOTO	CHRYSLER AND IMPERIAL	PER CAR	PART NUMBER
14-59-0 CARBURETOR HEAT SHIELD								
14-59-1	SHIELD	6	59	59	-	-	1	1630 473
14-64-0 AUTOMATIC CHOKE								
14-64-2	CHOKE, w/ROD, w/Carburetor Stamped 2775S, 2776S, 2777S	8	59	-	-	-	1	1737 780
	w/Carburetor Stamped 3-180, WW15-33, WW15-34	8	59	59	-	-	1	1852 020
	w/Carburetor Stamped 2786S, 2787S, 2794S	8	-	59	-	-	1	1858 916
	w/Carburetor Stamped 2795S	8	-	-	-	59	1	1858 523
	w/Carburetor Stamped 2784S, 2793S	8	-	59	59	-	1	1821 963
	w/Carburetor Stamped 2796S, 2797S	8	-	-	-	59	1	1858 916
	w/Carburetor Stamped 2812S, 2813S	8	59	-	-	-	1	1858 915
14-65-0 AUTOMATIC CHOKE TO CARBURETOR ROD								
14-65-4	CLIP	8	59	59	59	59	★	1738 635
14-67-0 FUEL FILTER								
14-67-1	FILTER, MD2, MS1, MS2, MC1	6-8	59	59	59	59	1	1879 393
	FILTER PACKAGE, MP2, MD2, High Performance, MD3	8	59	59	-	-	1	*1879 513
		8	-	-	59	59	1	*2084 258
14-67-2	HOSE, Filter to Carburetor	8	59	59	59	59	★	1739 230
	Fuel Pump to Fuel Filter Tube	8	59	59	59	59	★	1739 230
14-67-4	GASKET, Bowl, MD1, MD2	6-8	59	59	-	-	1	1320 527
14-67-5	ELEMENT PACKAGE, Filter, MD1, MD2, MS1, MS2, MC1	6-8	59	59	59	59	1	1879 458
	Use w/1879 513 Filter Package	8	59	59	59	59	1	1879 519
14-67-8	BOWL PACKAGE, Filter, MD1, MD2, MS1, MS2, MC1	6-8	59	59	59	59	1	1879 294
14-67-9	TEE, Filter to Carburetor, MP2, MD2, High Performance, MD3, Adventurer, MC3-300	8	59	59	59	59	1	1858 994
14-67-28	ELBOW, Filter Outlet, MD2	8	59	59	-	-	1	1676 245
14-68-0 GOVERNOR								
NOTE: To insure against delay in shipment of Governor DO NOT send orders to Chrysler Corporation. Enter orders for Governors direct to the following: Handy Division of King-Seeley Corporation, Ann Arbor, Michigan, U.S.A.								
14-68-3	GASKET, Flange	6	59	-	-	-	1	1531 893
14-68-4	TUBE, Carburetor to Governor Vacuum Control	6	59	-	-	-	1	861 540
14-68-8	SPACER, Carburetor to Governor	6	59	-	-	-	1	1615 836
14-72-0 FUEL TANK GAUGE								
14-72-1	GAUGE, w/20 Gallon Tank, except Sub., MS1	6-8	59	-	59	-	1	*1842 443
	w/20 Gallon Tank, except Sub.	6-8	-	59	-	-	1	1886 461
	w/23 Gallon Tank, except Sub. and MS1	6-8	59	-	59	59	1	1842 433
	w/23 Gallon Tank, except Sub.	8	-	59	-	-	1	1886 457
	Sub.	6-8	59	-	59	59	1	1842 756
	Sub.	8	-	59	-	-	1	2096 498
	w/Fuel Vapor Separator, except Sub., MC1	8	-	-	-	59	1	1879 959
	w/Fuel Vapor Separator, Sub., MC1	8	-	-	-	59	1	1842 754
14-72-6	GROMMET, Gauge Cable	6-8	59	-	-	-	1	1841 765
14-72-9	SEAL	6-8	59	59	59	59	1	1730 096
14-72-47	RETAINER, Gauge	6-8	59	59	59	59	1	1730 095

* Indicates use as required.

⊠ Indicates parts not listed in any previous parts book.
Feb. 15, 1960 Supersedes Mar. 20, 1959.

Numerals in parentheses () refer to notes.

Printed in U.S.A.

Prices and specifications subject to change without notice.

* Indicates change or addition.

CODE	PART NAME AND DESCRIPTION	NO. OF CYL.	PLYMOUTH	DODGE	DESOTO	CHRYSLER	PER CAR	PART NUMBER
14-73-0 FUEL PUMP								
14-73-1	PUMP PACKAGE	6	59	59	-	-	1	1843 399
	w/o Air Conditioning, MD2	8	59	59	-	-	1	1843 287
	w/Air Conditioning, MD2	8	59	59	-	-	1	1843 400
	w/Air Suspension, MD2	8	59	59	-	-	1	1752 463
	MD3, MS1, MS2, MC1	8	-	59	59	59	1	1879 296
	MP2 High Performance, MS3, MC2, MC3, MY1 .	8	59	-	59	59	1	1879 296
	MD2-D500, MD2, MS1, MS2, MS3, High Performance, Adventurer	8	-	59	59	-	1	1879 296
14-74-0 FUEL PUMP MOUNTING GASKET								
14-74-1	GASKET	6	59	59	-	-	1	1313 836
		8	59	59	59	59	1	1400 185
14-74-2	SCREW, MD2	8	59	59	-	-	1	1851 586
14-77-0 FUEL PUMP PUSH ROD								
14-77-17	ROD, MP2, MD2, High Performance, MD2-D500	8	59	59	59	59	1	*1737 745
14-85-0 FUEL PUMP TO CARBURETOR OR TO FUEL FILTER TUBE								
14-85-1	TUBE, to Carburetor	6	59	59	-	-	1	861 829
	To Filter, MD2	8	59	59	-	-	1	861 830
14-86-0 FUEL TANK								
14-86-1	TANK, 20 Gallon, except Sub., MS1	6-8	59	59	59	-	1	1820 199
	23 Gallon, except Sub.	6-8	59	59	-	-	1	1820 195
	23 Gallon, except Sub., MS2, MS3, MC1, MC2, MC3	8	-	-	59	59	1	1820 195
	22 Gallon, Sub.	6-8	59	59	59	59	1	1737 099
	MY1	8	-	-	-	59	1	1820 191
14-86-13	PLUG, Drain	6-8	59	59	59	59	1	1739 194
14-86-24	SEAL, Drain Plug	6-8	59	59	59	59	1	1739 196
14-86-35	CAP, Filler Tube, except Sub. and MY1 . . .	6-8	59	59	59	59	1	1732 416
	MY1	8	-	-	-	59	1	1675 193
	CAP PACKAGE, Filler Tube, Sub.	6-8	59	59	59	59	1	1879 488
14-86-40	TUBE, Filler, except Sub.	6-8	59	-	-	-	1	1730 099
	Except Sub.	6-8	-	59	-	-	1	1732 410
	Except Sub. and MY1	8	-	-	59	59	1	1676 468
	Sub.	6-8	59	59	59	59	1	1820 183
	MY1	8	-	-	-	59	1	1829 208
14-86-44	SCREW, w/WASHER, Filler Tube to Housing Extension, MY1	8	-	-	-	59	1	6000 160
	Fuel Tank Support Bracket, Sub.	6-8	59	59	59	-	2	6012 041
14-86-48	HOSE, Filler Tube, MY1	8	-	-	-	59	1	734 749
14-86-55	GROMMET, Filler Tube, except Sub. and MY1 .	8	-	59	59	59	1	1676 461
	Except Sub.	8	59	-	-	-	1	1856 522
14-86-57	HOSE, Vent, Small, MY1	8	-	-	-	59	1	1856 730
	Large, MY1	8	-	-	-	59	1	1619 755
14-86-83	"O" RING, Filler Tube Sleeve, except MY1 .	6-8	59	59	59	59	1	1730 087
14-86-85	FILTER, Inside of Tank	6-8	59	59	59	59	1	1670 694
14-87-0 FUEL TANK DUST SHIELD OR STONE DEFLECTOR								
14-87-2	SHIELD, Wheel using Fuel Tank Stone, Left, Sub.	6-8	59	59	59	59	1	*1881 011
14-88-0 FUEL TANK SUPPORT								
14-88-8	BRACKET, Support, Sub.	6-8	59	59	59	59	1	1737 112
14-88-21	STRAP, w/20 Gallon Tank, except Sub., MS1 .	6-8	59	59	59	-	2	1672 808
	w/23 Gallon Tank, except Sub. and MS1 . . .	6-8	59	59	59	59	2	1671 611
	Sub.	6-8	59	59	59	59	1	1737 111
14-88-27	STUD, Support Strap	6-8	59	59	59	59	★	1671 610

★ Indicates use as required.

Numerals in parentheses () refer to notes.

Printed in U.S.A.

⊠ Indicates parts not listed in any previous parts book.

* Indicates change or addition.

