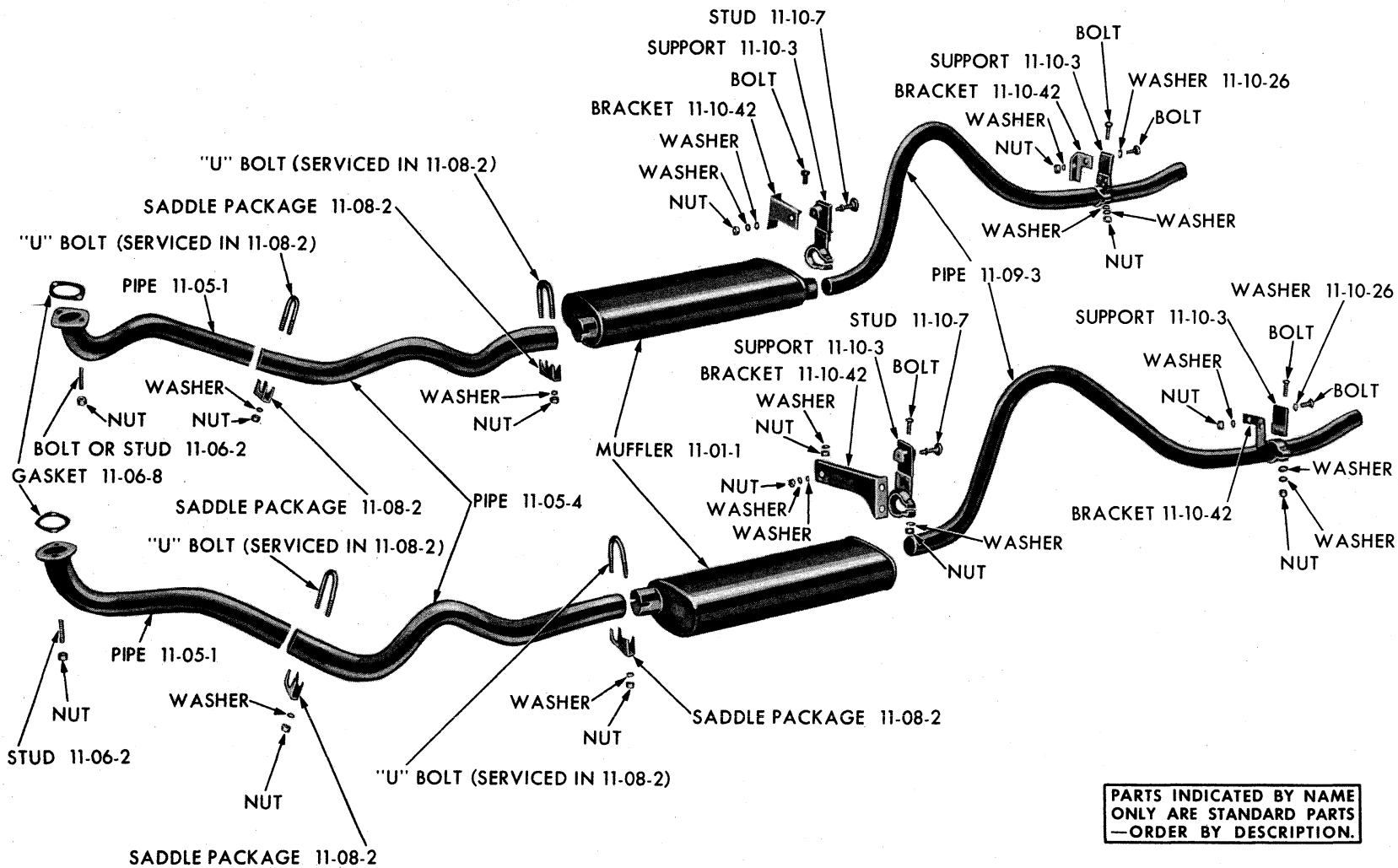


**PARTS INDICATED
BY NAME ONLY - ORDER
BY DESCRIPTION**

19x8315C


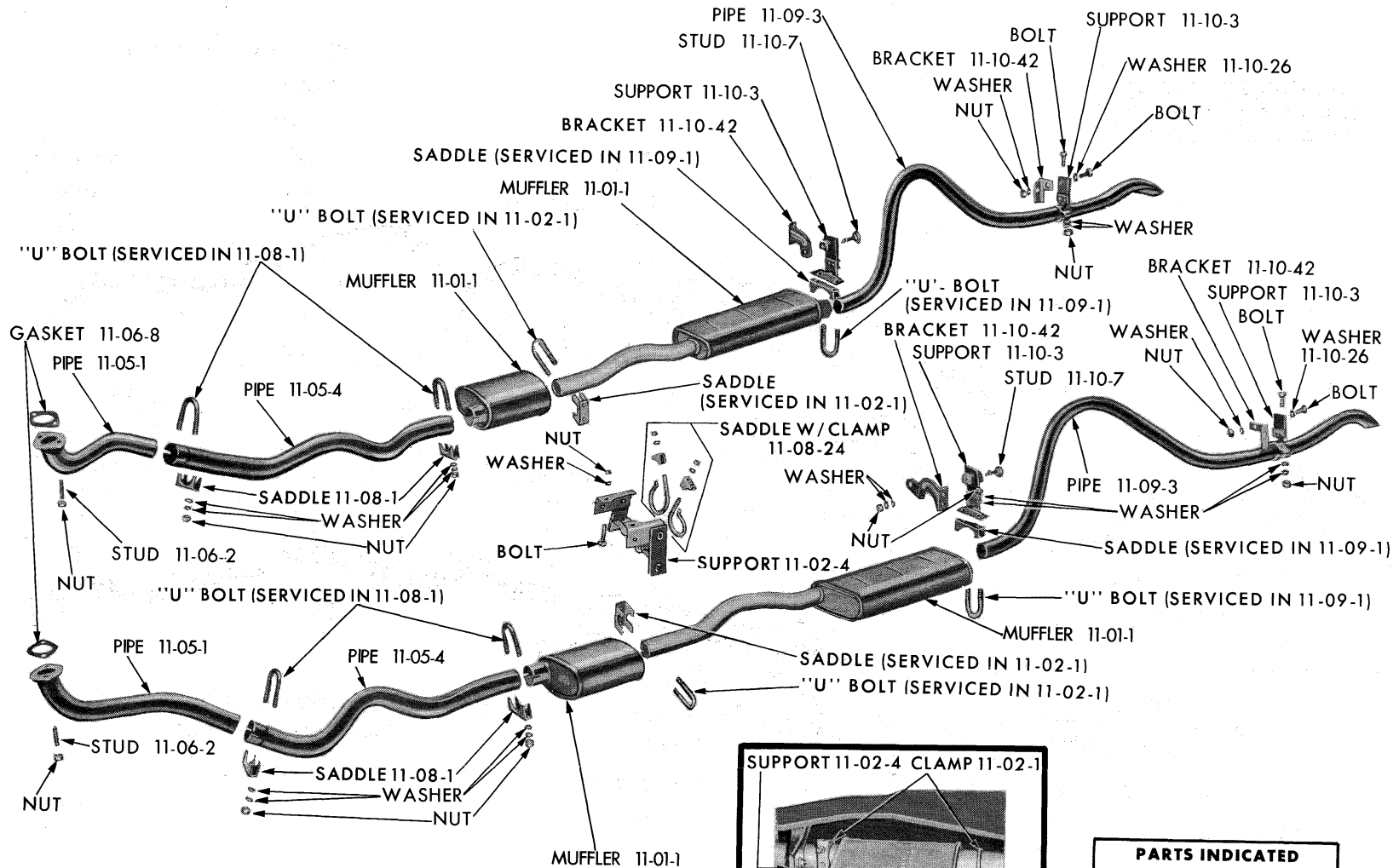
EXHAUST SYSTEM - PLYMOUTH MP1-2

GROUP 11 - EXHAUST



19x8322

EXHAUST SYSTEM - DODGE MD1-2-3



CONVERTIBLES

**PARTS INDICATED
BY NAME ONLY - ORDER
BY DESCRIPTION**

19x8486B

EXHAUST SYSTEM - IMPERIAL MY1 (UP TO JOBS)

GROUP 11 EXHAUST

PART TYPE CODE	PART NAME AND DESCRIPTION	SINGLE EXHAUST	DUAL EXHAUST
11-01-0 MUFFLER			
11-01-1	MUFFLER, MP1 All	1- 1943 920	
	MP2 except Cv.Cp., Zinc Coated	1- 1943 925	
	MP2 except Cv.Cp., Aluminized	1- 1948 249	
	MP2 Cv.Cp., Front	1- 1948 298	
	MP2 Cv.Cp., Rear	1- 1948 260	
	MP2 except Cv.Cp., w/o High Performance, Zinc Coated	-	2- 1943 924
	MP2 except Cv.Cp., w/o High Performance, Aluminized	-	2- 1948 246
	MP2 except Cv.Cp., w/High Performance, Zinc Coated	-	2- 1943 925
	MP2 except Cv.Cp., w/High Performance, Aluminized	-	2- 1948 249
	MP2 Cv.Cp., w/o High Performance, Front	-	2- 1948 298
	MP2 Cv.Cp., w/o High Performance, Rear	-	2- 1948 260
	MP2 Cv.Cp., w/High Performance, Front	-	2- 1948 298
	MP2 Cv.Cp., w/High Performance, Rear	-	2- 1948 260
	MD1 All, Zinc Coated	1- 1943 921	-
	MD1 All, Aluminized	1- 1948 247	-
	MD2 except Cv. Cp., LHD Zinc Coated	1- 1943 925	-
	MD2 except Cv. Cp., Aluminized	1- 1948 249	-
	MD2, MD3, except Cv.Cp., Zinc Coated	-	2- 1943 921
	MD2, MD3, except Cv.Cp., Aluminized	-	2- 1948 247
	MD2, MD3, Cv.Cp., Front	-	2- 1948 299
	MD2, MD3, Cv.Cp., Rear	-	2- 1945 692
	MD2-D500, MD3-D500, except Cv.Cp., Zinc Coated	-	2- 1943 925
	MD2-D500, MD3-D500, except Cv.Cp., Aluminized	-	2- 1948 249
	MD3 except CV.CP., LHD., Zinc Coated	1- 1943 922	-
	MD3 except Cv.Cp., LHD., Aluminized	1- 1948 245	-
	MS1, MS2, MS3, except Cv.Cp., Zinc Coated	1- 1943 922	-
	MS1, MS2, MS3, except Cv.Cp., Aluminized	1- 1948 245	-
	MS1 except Cv.Cp., Zinc Coated	-	2- 1943 921
	MS1 except Cv.Cp., Aluminized	-	2- *1948 247
	MS1 Cv.Cp., Front	-	2- 1948 299
	MS1 Cv.Cp., Rear	-	2- 1945 692
	MS2, MS3, except Cv.Cp., Zinc Coated	-	2- 1943 921
	MS2, MS3, except Cv.Cp., Aluminized	-	2- 1948 247
	MS2, MS3, Cv.Cp., Front	-	2- 1948 299
	MS2, MS3, Cv.Cp., Rear	-	2- 1948 262
	MS3 Adventurer, Sp.Cl.Cp., Zinc Coated	-	2- 1943 925
	MS3 Adventurer, Sp.Cl.Cp., Aluminized	-	2- 1948 249
	MC1 except Cv.Cp., Zinc Coated	1- 1943 922	-
	MC1 except Cv.Cp., Aluminized	1- 1948 245	-
	MC1 Cv.Cp., Front	-	2- 1948 299
	MC1 Cv.Cp., Rear	-	2- 1945 692
	MC1 w/High Performance, Sp.Cl.Cp., Zinc Coated	-	2- 1943 925
	MC1 w/High Performance, Sp.Cl.Cp., Aluminized	-	2- 1948 249
	MC2, All, MC3 except Cv.Cp., Zinc Coated	-	2- 1943 923
	MC2 All, MC3 except Cv.Cp., Aluminized	-	2- 1948 248
	MC3 Cv.Cp., Front	-	2- 1948 299
	MC3 Cv.Cp., Rear	-	2- 1948 262

★ Indicates use as required.

Numerals in parentheses () refer to notes.

Printed in U.S.A.

☐ Indicates parts not listed in any previous parts book.

Prices and specifications subject to change without notice.

* Indicates change or addition.

Page 11-1

Feb. 15, 1960 Supersedes Mar. 20, 1959.

1959 PASSENGER CAR PARTS LIST

PART TYPE CODE	PART NAME AND DESCRIPTION	SINGLE EXHAUST	DUAL EXHAUST
----------------	---------------------------	----------------	--------------

11-01-0 MUFFLER Cont'd

11-01-1	MUFFLER - Cont'd		
	MC3-300 Sp.Cl.Cp.	-	2- 1948 250
	MY1 except Cv.Cp., Front	-	2- 1948 308
	MY1 except Cv.Cp., Rear	-	2- 1948 309
	MY1 Cv.Cp., Front	-	2-*2122 795
	MY1 Cv.Cp., Rear Right	-	1- 1948 265
	MY1 Cv.Cp., Rear Left	-	1- 1948 264

CODE	PART NAME AND DESCRIPTION	NO. OF CYL.	PLYMOUTH	DODGE	DESOTO	CHRYSLER AND IMPERIAL	PER CAR	PART NUMBER
11-01-17	SHIELD, Muffler Heat, MS2, MS3, MC2, MC3, MY1, All, w/Air Conditioning, Dual Exhaust.	8	-	-	59	59	2	1856 251
	MC1, All, w/Air Conditioning, Single Exhaust.	8	59	-	-	59	1	1856 251

11-02-0 MUFFLER SUPPORT

11-02-1	SADDLE PACKAGE, Intermediate Pipe, MP2 Cv. Cp., Single Exhaust	8	59	-	-	-	1	1843 008
	Front, MP2 Cv. Cp., Dual Exhaust	8	59	-	-	-	2	1843 008
	MD2, MD3, MS1, MS2, MS3, MC1, Cv. Cp., Dual Exhaust	8	-	59	59	59	2	1843 009
	MC3, MY1, All, Dual Exhaust	8	-	-	-	59	2	1843 008
	Front Muffler Support, MY1 except Cv. Cp., Dual Exhaust	8	-	-	-	59	2	1843 008
11-02-4	SUPPORT, Front Muffler MY1 except Cv. Cp., Dual Exhaust	8	-	-	-	59	1	1945 709
	Left, MY1 Cv. Cp.	8	-	-	-	59	1	1820 319
	Right, MY1 Cv. Cp.	8	-	-	-	59	1	1820 318

11-05-0 EXHAUST PIPE

11-05-1	PIPE, 15" lgh., MP1, MD1, All, LHD.	6	59	59	-	-	1	1675 698
	23" lgh., LHD., All, Single Exhaust	8	59	-	-	-	1	1943 901
	Right, 19 11/16" lgh., LHD, w/o High Performance, All, Dual Exhaust	8	59	-	-	-	1	1943 914
	Left, 12 1/2" lgh., LHD, w/o High Performance, All, Dual Exhaust	8	59	-	-	-	1	1943 912
	Right, 14 1/2" lgh., MP2, w/High Performance, All, MD2-D500, MD3-M-D500, MD3-H-D500, except Cv. Cp. and Sub., MS3 Adventurer, All, Dual Exhaust	8	59	59	59	-	1	1850 649
	Left, 21 1/4" lgh., MP2, w/High Performance, All, MD2-D500, MD3-M-D500, MD3-H-D500, except Cv. Cp. and Sub., MS3 Adventurer, All, Dual Exhaust	8	59	59	59	-	1	1850 647
	23" lgh., MD2, LHD, except Cv. Cp., Single Exhaust	8	-	59	-	-	1	1943 901
	Right, 19 11/16" lgh., MD2 All, Dual Exhaust.	8	-	59	-	-	1	1943 938
	Left, 12 1/2" lgh., MD2 All, Dual Exhaust	8	-	59	-	-	1	1943 941
	21 3/4" lgh., MD3 All, MS1, MS2, MS3, except Cv. Cp., LHD., Single Exhaust	8	-	59	59	-	1	1821 015
	Right, 14 1/2" lgh., MD3, LHD., All, Dual Exhaust	8	-	59	59	-	1	1828 268
	Left 21 1/4" lgh., MD3 All, Dual Exhaust	8	-	59	59	-	1	1821 037

★ Indicates use as required. Numerals in parentheses () refer to notes. Printed in U.S.A.
 ☐ Indicates parts not listed in any previous parts book. Prices and specifications subject to change without notice.
 Feb. 15, 1960 Supersedes May 25, 1959. Page 11-2 * Indicates change or addition.

CODE	PART NAME AND DESCRIPTION	NO. OF CYL.	PLYMOUTH	DODGE	DESOTO	CHRYSLER AND IMPERIAL	PER CAR	PART NUMBER
11-05-0 EXHAUST PIPE Cont'd								
11-05-1	PIPE - Cont'd							
	21 3/4" lgh., MC1 except Cv. Cp., Single Exhaust	8	-	-	-	59	1	1829 690
	Right, 14 1/2" lgh., MC1 Cv. Cp., MC2, MC3, MY1, UP TO, All, Dual Exhaust	8	-	-	-	59 (1)	1	*1856 264
	Right, 7" lgh., MY1 AFTER, Dual Exhaust	8	-	-	-	59 (1)	1	*1948 166
	Left, 21 1/4" lgh., MC1 Cv. Cp., MC2, MC3, MY1, UP TO, All, Dual Exhaust	8	-	-	-	59 (1)	1	*1856 262
	Left, 24 1/8" lgh., MY1 AFTER, Dual Exhaust	8	-	-	-	59 (1)	1	*1948 164
	Right, 14 1/2" lgh., MC1 w/High Performance, MC3-300, Sp. Cl. Cp., Dual Exhaust	8	-	-	-	59	1	1940 054
	Left, 21 1/4" lgh., MC1 w/High Performance, MC3-300, Sp. Cl. Cp., Dual Exhaust	8	-	-	-	59	1	1940 052
11-05-4	EXTENSION or PIPE, 53" lgh., LHD, MD1 All	6	59	59	-	-	1	1736 900
	51 13/64" lgh., except Cv. Cp., Single Exhaust	8	59	-	-	-	1	1736 824
	29 3/8" lgh., Cv. Cp., Single Exhaust	8	59	-	-	-	1	1736 749
	Right, 53" lgh., except Cv. Cp., w/o High Performance, Dual Exhaust	8	59	-	-	-	1	1736 900
	Left, 54" lgh., except Cv. Cp., w/o High Performance, Dual Exhaust	8	59	-	-	-	1	1943 916
	Right, 32 1/2" lgh., Cv. Cp., LHD, w/o High Performance, Dual Exhaust	8	59	-	-	-	1	1943 919
	Left, 32 1/4" lgh., Cv. Cp., w/o High Performance, Dual Exhaust	8	59	-	-	-	1	1943 918
	Right, 52 3/4" lgh., except Cv. Cp., High Performance, Dual Exhaust	8	59	-	-	-	1	1850 631
	Left, 52 1/2" lgh., except Cv. Cp., High Performance, Dual Exhaust	8	59	-	-	-	1	1850 630
	Right, 32 3/16" lgh., Cv. Cp., w/High Performance, Dual Exhaust	8	59	-	-	-	1	1850 633
	Left, 32 13/32" lgh., Cv. Cp., w/High Performance, Dual Exhaust	8	59	-	-	-	1	1850 632
	51 13/64" lgh., MD2 except Cv. Cp., Single Exhaust	8	-	59	-	-	1	1736 824
	Right, 38 1/2" lgh., MD2 except Cv. Cp., LHD., Dual Exhaust	8	-	59	-	-	1	1736 839
	Left, 36 9/16" lgh., MD2 except Cv. Cp., LHD., Dual Exhaust	8	-	59	-	-	1	1943 946
	Right, 33 1/2" lgh., MD2, Cv. Cp., Dual Exhaust	8	-	59	-	-	1	1736 755
	Left, 32 3/16" lgh., MD2, Cv. Cp., Dual Exhaust	8	-	59	-	-	1	1736 754
	Right, 52 3/4" lgh., MD2-D500 except Cv. Cp., MD3-M-D500, All, MD3-H-D500 except Cv. Cp. and Sub., Dual Exhaust	8	-	59	-	-	1	1850 631
	Left, 52 1/2" lgh., MD2-D500 except Cv. Cp., MD3-M-D500, All, MD3-H-D500 except Cv. Cp. and Sub., Dual Exhaust	8	-	59	-	-	1	1850 630
	53 1/2" lgh., MD3 All, MS1, MS2, MS3, MC1, except Cv. Cp., Single Exhaust	8	-	59	59	59	1	1821 022
	Right, 54 1/4" lgh., MD3, MS1, except Cv. Cp., Dual Exhaust	8	-	59	59	-	1	1828 273
	Left, 54" lgh., MD3, MS1, except Cv. Cp., Dual Exhaust	8	-	59	59	-	1	1828 272
	Right, 32 3/8" lgh., MD3, MS1, MC1, Cv. Cp., Dual Exhaust	8	-	59	59	59	1	1828 293
	Left, 32 5/32" lgh., MD3, MS1, MC1, Cv. Cp., Dual Exhaust	8	-	59	59	59	1	1828 292
	Right, 38" lgh., MS2, MS3, MC3, except Cv. Cp., MC2, All, Dual Exhaust	8	-	-	59	59	1	1828 277
	Left, 38" lgh., MS2, MS3, MC3, except Cv. Cp., MC2, All, Dual Exhaust	8	-	-	59	59	1	1828 276

NOTE 1: MY1-L Ser. No. M617-103204.
 MY1-H Ser. No. M657-100592.

MY1-M Ser. No. M637-103940.

★ Indicates use as required.
 ☒ Indicates parts not listed in any previous parts book.
 * Indicates change or addition.

Numerals in parentheses () refer to notes.

Printed in U.S.A.

Prices and specifications subject to change without notice.

1959 PASSENGER CAR PARTS LIST

EXHAUST

CODE	PART NAME AND DESCRIPTION	NO. OF CYL.	PLYMOUTH	DODGE	DESOTO	CHRYSLER AND IMPERIAL	PER CAR	PART NUMBER
11-05-0 EXHAUST PIPE Cont'd								
11-05-4	EXTENSION or PIPE - Cont'd							
	Right, 33 1/8" lgh., MS2, MS3, MC3, Cv. Cp., Dual Exhaust	8	-	-	59	59	1	1828 295
	Left, 32 7/8" lgh., MS2, MS3, MC3, Cv. Cp., Dual Exhaust	8	-	-	59	59	1	1828 294
	Right, 38 1/4" lgh., MS3-H Adventurer, MC1 w/High Performance, MC3-300, Sp. Cl. Cp., Dual Exhaust	8	-	-	59	59	1	1850 654
	Left, 38" lgh., MS3-H Adventurer, MC1 w/High Performance, MC3-300, Sp. Cl. Cp., Dual Exhaust	8	-	-	59	59	1	1850 653
	Right, 31 3/4" lgh., MY1 except Cv. Cp., UP TO, Dual Exhaust	8	-	-	-	59 (1)	1	*1945 697
	Right, 37 1/2" lgh., MY1 except Cv. Cp., AFTER, Dual Exhaust	8	-	-	-	59 (1)	1	*1948 171
	Left, 31 1/2" lgh., MY1 except Cv. Cp., UP TO, Dual Exhaust	8	-	-	-	59 (1)	1	*1945 696
	Left, 26 5/8" lgh., MY1 except Cv. Cp., AFTER, Dual Exhaust	8	-	-	-	59 (1)	1	*1948 170
	Right, 32 5/16" lgh., MY1 Cv. Cp., UP TO, Dual Exhaust	8	-	-	-	59 (1)	1	*1940 062
	Right, 38 1/8" lgh., MY1-M Cv. Cp., AFTER, Dual Exhaust	8	-	-	-	59 (1)	1	*1948 173
	Left, 32" lgh., MY1 Cv. Cp., UP TO, Dual Exhaust	8	-	-	-	59 (1)	1	*1940 061
	Left, 27 1/4" lgh., MY1-M Cv. Cp., AFTER, Dual Exhaust	8	-	-	-	59 (1)	1	*1948 172
11-05-12	FLANGE, Extension Pipe Ball Joint, MD3, MS1, MS2, MS3, MC1, except Cv. Cp., Single Exhaust	8	-	59	59	59	1	*1946 639
	MD3, MS1, MS2, MS3, MC3, except Cv. Cp., MC2, MY1, All, Dual Exhaust	8	-	59	59	59	2	*1946 637
11-06-0 EXHAUST PIPE FLANGE GASKET AND STUD								
11-06-2	BOLT, MP1, MD1, All	6	59	59	-	-	2	181 672
	STUD, MP2, MD2, All	8	59	59	-	-	2	1402 981
	BOLT, MP2 All	8	59	-	-	-	2	181 670
	BOLT, MD2 All	8	-	59	-	-	2	1671 015
	BOLT, MD3 All	8	-	59	59	59	4	181 670
11-06-3	NUT, Exhaust Extension Pipe Ball Joint Flange, MD3, MS1, MS2, MS3, MC1, except Cv. Cp., Single Exhaust	8	-	59	59	59	2	*1946 648
	MD3, MS1, MS2, MS3, MC3, except Cv. Cp., MC2, MY1, All, Dual Exhaust	8	-	59	59	59	4	*1946 648
11-06-8	GASKET, MP1, MD1, All	6	59	59	-	-	1	1636 571
	w/o High Performance, All	8	59	-	-	-	2	1636 570
	w/High Performance, All	8	59	-	-	-	2	1855 029
	MD2 All	8	-	59	-	-	2	1636 570
	MD2-D500, MD3, All	8	-	59	59	59	2	1855 029
11-08-0 EXHAUST PIPE SUPPORT AND CLAMP								
11-08-1	CLAMP PACKAGE, Exhaust Pipe, MP1, MD1, All	6	59	59	-	-	2	1843 008
	Exhaust End, MP2 Cv. Cp., Single Exhaust	8	59	-	-	-	1	1603 364
	Muffler End, MP2 Cv. Cp., Single Exhaust	8	59	-	-	-	1	1843 008
	MP2, MD2, except Cv. Cp., Single Exhaust	8	59	59	-	-	2	1603 364
	MP2 All, MD2 Cv. Cp., MD3 All, MS1, MS2, MS3, MC1, MC3, MY1, Cv. Cp., Dual Exhaust	8	59	59	59	59	4	1843 008
	MP2 w/High Performance, All, MD2-D500 except Cv. Cp., MC3-300 All, Dual Exhaust	8	59	59	-	59	4	1603 364

NOTE 1: MY1-L Ser. No. M617-103204. MY1-M Ser. No. M637-103940.
 MY1-H Ser. No. M657-100592.

CODE	PART NAME AND DESCRIPTION	NO. OF CYL.	PLYMOUTH	DODGE	DESOTO	CHRYSLER AND IMPERIAL	PER CAR	PART NUMBER
11-08-0 EXHAUST PIPE SUPPORT AND CLAMP - Cont'd								
11-08-1	CLAMP PACKAGE - Cont'd							
	Exhaust End, MD2 except Cv.Cp., Dual Exhaust	8	-	59	-	-	2	1843 010
	Muffler End, MD2, MS2, MS3, except Cv.Cp., Dual Exhaust	8	-	59	59	-	2	1843 008
	MD3, MS1, MS2, MS3, MC1, except Cv.Cp., Single Exhaust	8	-	59	59	59	2	1843 407
	Exhaust End, MD3-D500 except Cv.Cp., MS3 Adventurer, MC1 w/High Performance, All, Dual Exhaust	8	-	59	59	59	2	1603 364
	Exhaust End, MS1, MS2, MS3, MC2, MC3, MY1, except Cv.Cp., Dual Exhaust	8	-	-	59	59	2	1843 008
11-08-4	SUPPORT, Exhaust Pipe to Torque Converter, MD3, MS1, MS2, MS3, MC1, except Cv.Cp., Single Exhaust	8	-	59	59	59	1	1947 959
11-08-24	CLAMP, Front Muffler Support, w/Q-Bolt, MY1 except Cv.Cp.	8	-	-	-	59	2	1948 005
11-09-0 TAIL PIPE								
11-09-1	CLAMP PACKAGE, Tail Pipe, Front, MP1, MD1	6	59	59	-	-	1	1843 009
	MP2, MD2, MS1, MS2, MS3, MC1, except Cv.Cp., Single Exhaust	8	59	59	59	59	1	1843 008
	MP2 Cv.Cp., MD2-D500, MD3-D500, MS3 Adventurer, MC1 w/High Performance, MC3-300, All, Dual Exhaust	8	59	59	59	59	2	1843 008
	MD2, MD3, MS1, MS2, MS3, MC3, except Cv.Cp., MC2, MY1, All, Dual Exhaust	8	-	59	59	59	2	1843 009
11-09-3	PIPE, Tail, 59 1/2" lgh., except Sub., LHD	6	59	-	-	-	1	1820 583
	84" lgh., Sub., LHD., Steel	6	59	-	-	-	1	1856 215
	84" lgh., Sub., LHD., Aluminized	6	59	-	-	-	1	1945 687
	75 3/4" lgh., except Sub., Single Exhaust, Steel	8	59	-	-	-	1	*1944 496
	75 3/4" lgh., except Sub., Single Exhaust, Aluminized	8	59	-	-	-	1	*1948 278
	84" lgh., Sub., Single Exhaust, Steel	8	59	-	-	-	1	1856 199
	84" lgh., Sub., Single Exhaust, Aluminized	8	59	-	-	-	1	1948 458
	Right, 75 3/4" lgh., except Sub. and Cv.Cp., w/o High Performance, Dual Exhaust, Steel	8	59	-	-	-	1	1944 496
	Right, 75 3/4" lgh., except Sub. and Cv.Cp., w/o High Performance, Dual Exhaust, Aluminized	8	59	-	-	-	1	1948 278
	Left, 75 3/4" lgh., except Sub. and Cv.Cp., Dual Exhaust, w/o High Performance, Steel	8	59	-	-	-	1	1944 497
	Left, 75 3/4" lgh., except Sub. and Cv.Cp., w/o High Performance, Dual Exhaust, Aluminized	8	59	-	-	-	1	1948 277
	Right, 59 11/32" lgh., except Cv.Cp. and Sub., w/High Performance, Dual Exhaust, Steel	8	59	-	-	-	1	1820 585
	Right, 75 3/4" lgh., except Cv.Cp. and Sub., w/High Performance, Dual Exhaust, Aluminized	8	59	-	-	-	1	1948 278
	Left, 59 1/2" lgh., except Cv.Cp. and Sub., Left, 75 3/4" lgh., except Cv.Cp. and Sub., w/High Performance, Dual Exhaust, Steel	8	59	-	-	-	1	*1944 497
	Left, 75 3/4" lgh., except Cv.Cp. and Sub., w/High Performance, Dual Exhaust, Aluminized	8	59	-	-	-	1	1948 277
	Right, 84" lgh., Sub., w/o High Performance, Dual Exhaust, Steel	8	59	-	-	-	1	1856 215
	Right, 84" lgh., Sub., w/o High Performance, Dual Exhaust, Aluminized	8	59	-	-	-	1	1945 687
	Left, 84" lgh., Sub., w/o High Performance, Dual Exhaust, Steel	8	59	-	-	-	1	1856 214
	Left, 84" lgh., Sub., w/o High Performance, Dual Exhaust, Aluminized	8	59	-	-	-	1	1945 686

★ Indicates use as required.

Numerals in parentheses () refer to notes.

Printed in U.S.A.

Ⓜ Indicates parts not listed in any previous parts book.

Prices and specifications subject to change without notice.

* Indicates change or addition.

Page 11-5

Feb. 15, 1960 Supersedes Mar. 20, 1959.

1959 PASSENGER CAR PARTS LIST

EXHAUST

CODE	PART NAME AND DESCRIPTION	NO. OF CYL.	PLYMOUTH	DODGE	DESOTO	CHRYSLER AND IMPERIAL	PER CAR	PART NUMBER
11-09-0 TAIL PIPE Cont'd								
11-09-3	PIPE, Tail - Cont'd							
	Right, 84" lgh., Sub., w/High Performance, Dual Exhaust, Steel	8	59	-	-	-	1	1856 199
	Right, 84" lgh., Sub., w/High Performance, Dual Exhaust, Aluminized	8	59	-	-	-	1	1948 458
	Left, 84" lgh., Sub., w/High Performance, Dual Exhaust, Steel	8	59	-	-	-	1	1856 198
	Left, 84" lgh., Sub., w/High Performance, Dual Exhaust, Aluminized	8	59	-	-	-	1	1948 457
	Right, 75 3/4" lgh., MP2 Cv.Cp., Dual Exhaust, Aluminized	8	59	-	-	-	1	1948 278
	Left, 75 3/4" lgh., MP2 Cv.Cp., Dual Exhaust, Aluminized	8	59	-	-	-	1	1948 277
	64 7/8" lgh., MD1 All	6	-	59	-	-	1	1820 593
	81" lgh., MD2 except Cv.Cp., Single Exhaust, Steel	8	-	59	-	-	1	1828 289
	81" lgh., MD2 except Cv.Cp., Single Exhaust Aluminized	8	-	59	-	-	1	1945 689
	Right, 81" lgh., MD2-D500 except Cv.Cp., MD3-D500 except Cv.Cp. and Sub., Dual Exhaust	8	-	59	-	-	1	1945 688
	Left, 81" lgh., MD2-D500 except Cv.Cp., MD3-D500 except Cv.Cp. and Sub., Dual Exhaust	8	-	59	-	-	1	1945 689
	Right, 80 7/8" lgh., MD2, MD3-M, All MD3-H except Sub., Dual Exhaust	8	-	59	-	-	1	1945 685
	Left, 80 7/8" lgh., MD2, MD3-M, All, MD3-H except Sub., Dual Exhaust	8	-	59	-	-	1	1945 684
	81" lgh., MD3 except Sub. and Cv.Cp., Single Exhaust, Steel	8	-	59	-	-	1	1828 288
	81" lgh., MD3 except Sub. and Cv.Cp., Single Exhaust, Aluminized	8	-	59	-	-	1	1945 688
	84" lgh., MD3, MS1, Sub., Single Exhaust, Steel	8	-	59	59	-	1	1856 198
	84" lgh., MD3, MS1, Sub., Single Exhaust, Aluminized	8	-	59	59	-	1	1948 457
	Right, 84" lgh., MD3-L, MD3-H, MS1, Sub., Dual Exhaust	8	-	59	59	-	1	1945 687
	Left, 84" lgh., MD3-L, MD3-H, MS1, Sub., Dual Exhaust	8	-	59	59	-	1	1945 686
	77 1/2" lgh., MS1, MS3, MC1, except Cv.Cp. and Sub., MS2 except Cv.Cp., Single Exhaust, Steel	8	-	-	59	59	1	1733 428
	77 1/2" lgh., MS1, MS3, MC1, except Cv.Cp. and Sub., MS2 except Cv.Cp., Single Exhaust, Aluminized	8	-	-	59	59	1	1948 287
	Right, 77 1/2" lgh., MS1, MS2, MS3, except Cv.Cp. and Sub., Dual Exhaust, Steel	8	-	-	59	-	1	1828 290
	Right, 77 1/2" lgh., MS1, MS2, MS3, except Cv.Cp. and Sub., Dual Exhaust, Aluminized	8	-	-	59	-	1	1948 280
	Left, 77 1/2" lgh., MS1, MS2, MS3, except Cv.Cp. and Sub., Dual Exhaust, Steel	8	-	-	59	-	1	1828 291
	Left, 77 1/2" lgh., MS1, MS2, MS3, except Cv.Cp. and Sub., Dual Exhaust, Aluminized	8	-	-	59	-	1	1948 279
	87 1/2" lgh., MS3, MC1, Sub., Single Exhaust, Steel	8	-	-	59	59	1	1736 884
	87 1/2" lgh., MS3, MC1, Sub., Single Exhaust, Aluminized	8	-	-	59	59	1	1948 463
	Right, 87 1/2" lgh., MS3, Sub., Dual Exhaust, Steel	8	-	-	59	-	1	1736 889

★ Indicates use as required. Numerals in parentheses () refer to notes. Printed in U.S.A.
 † Indicates parts not listed in any previous parts book. Prices and specifications subject to change without notice.
 Feb. 15, 1960 Supersedes May 25, 1959. Page 11-6 * Indicates change or addition.

CODE	PART NAME AND DESCRIPTION	NO. OF CYL.	PLYMOUTH	DODGE	DESOTO	CHRYSLER AND IMPERIAL	PER CAR	PART NUMBER
11-09-0 TAIL PIPE Cont'd								
11-09-3	PIPE, Tail - Cont'd							
	Right, 87 1/2" lgh., MS3 Sub., Dual Exhaust, Aluminized	8	-	-	59	-	1	1948 460
	Left, 87 1/2" lgh., MS3, Sub., Dual Exhaust, Steel	8	-	-	59	-	1	1736 888
	Left, 87 1/2" lgh., MS3, Sub., Dual Exhaust, Aluminized	8	-	-	59	-	1	1948 459
	Right, 77 9/16" lgh., MS3 Adventurer, MC1 w/High Performance, Sp.Cl.Cp., Dual Exhaust, Steel	8	-	-	59	59	1	1733 429
	Right, 77 1/2" lgh., MS3 Adventurer, MC1 w/High Performance, Sp.Cl.Cp., Dual Exhaust Aluminized	8	-	-	59	59	1	1948 288
	Left, 77 9/16" lgh., MS3 Adventurer, MC1 w/High Performance, Sp.Cl.Cp., Dual Exhaust, Steel	8	-	-	59	59	1	1733 428
	Left, 77 1/2" lgh., MS3 Adventurer, MC1 w/High Performance, Sp.Cl.Cp., Dual Exhaust, Aluminized	8	-	-	59	59	1	1948 287
	Right, 61 1/2" lgh., MS1, MC1, Cv.Cp., Dual Exhaust	8	-	-	59	59	1	1948 454
	Left, 61 1/2" lgh., MS1, MC1, Cv.Cp., Dual Exhaust	8	-	-	59	59	1	1948 453
	Right, 61 1/2" lgh., MC2 All, MC3 except Sub., Dual Exhaust	8	-	-	-	59	1	1733 325
	Right, 77 1/2" lgh., MS2, MS3, Cv.Cp., MC2 All, MC3 except Sub., Dual Exhaust, Aluminized	8	-	-	59	59	1	1948 280
	Left, 61 1/2" lgh., MC2 All, MC3 except Sub., Dual Exhaust	8	-	-	-	59	1	1733 324
	Left, 77 1/2" lgh., MS2, MS3, Cv.Cp., MC2 All, MC3 except Sub., Dual Exhaust, Aluminized	8	-	-	59	59	1	1948 279
	Right, 83" lgh., MC3 Sub., Dual Exhaust, Steel	8	-	-	-	59	1	1736 887
	Right, 87 1/2" lgh., MC3 Sub., Dual Exhaust, Aluminized	8	-	-	-	59	1	1948 460
	Left, 83" lgh., MC3 Sub., Dual Exhaust, Steel	8	-	-	-	59	1	1736 886
	Left, 87 1/2" lgh., MC3 Sub., Dual Exhaust, Aluminized	8	-	-	-	59	1	1948 459
	Right, 72 1/2" lgh., MC3-300 All, Dual Exhaust	8	-	-	-	59	1	1948 288
	Left, 77 1/2" lgh., MC3-300 All, Dual Exhaust	8	-	-	-	59	1	1948 287
	Right, 59 5/8" lgh., MY1 All, w/o Air Suspension, Dual Exhaust	8	-	-	-	59	1	1948 284
	Left, 61" lgh., MY1 All, w/o Air Suspension, Dual Exhaust	8	-	-	-	59	1	1948 283
	Right, 59 5/8" lgh., MY1 All, w/Air Suspension, Dual Exhaust	8	-	-	-	59	1	1948 286
	Left, 61" lgh., MY1 All, w/Air Suspension, Dual Exhaust	8	-	-	-	59	1	1948 285
	26 3/4" lgh., Rear Muffler Intermediate, MY1 except Cv.Cp., Dual Exhaust	8	-	-	-	59	2	1945 699
	Right, 31 7/8" lgh. Rear Muffler, Intermediate, MY1 Cv.Cp.	8	-	-	-	59	1	⊠1948 267
	Left, 31 7/8" lgh. Rear Muffler, Intermediate, MY1 Cv.Cp.	8	-	-	-	59	1	⊠1948 266
11-10-0 TAIL PIPE SUPPORT								
11-10-1	CLAMP PACKAGE, Rear, Single Exhaust	6	59	-	-	-	1	1843 408
	Front, Single Exhaust	6-8	59	-	-	-	1	*1843 008
	Front, Dual Exhaust	8	59	-	-	-	1	*1843 008
	Rear, MP2, Dual Exhaust	8	59	-	-	-	2	*1321 109

★ Indicates use as required.

Numerals in parentheses () refer to notes.

Printed in U.S.A.

⊠ Indicates parts not listed in any previous parts book.

Prices and specifications subject to change without notice.

* Indicates change or addition.

1959 PASSENGER CAR PARTS LIST

EXHAUST

CODE	PART NAME AND DESCRIPTION	NO. OF CYL.	PLYMOUTH	DODGE	DESOTO	CHRYSLER AND IMPERIAL	PER CAR	PART NUMBER
11-10-0 TAIL PIPE SUPPORT Cont'd								
11-10-1	CLAMP PACKAGE - Cont'd							
	SUPPORT PACKAGE, Front, MP2 Cv. Cp., Single Exhaust	8	59	-	-	-	1	E1881 688
	Front, MP2 Cv. Cp., Dual Exhaust	8	59	-	-	-	2	E1881 688
	CLAMP PACKAGE, Rear, MD3-L, MP2, All, Single Exhaust	8	59	59	-	-	1	*1321 109
	SUPPORT PACKAGE, Front Left, MD2-D500 except Cv. Cp., Dual Exhaust	8	-	59	-	-	1	E1881 688
	Front Right, MD3-M-D500, Dual Exhaust	8	-	59	-	-	1	E1881 688
	Front, MD2, MD3, MS1, MS2, MS3, MC1, except Cv. Cp., Single Exhaust	8	-	59	59	59	1	E1881 688
	Front, MS3 Adventurer, MC1 w/High Performance, MC3-300, Dual Exhaust	8	-	-	59	59	2	E1881 688
	CLAMP PACKAGE, Front, MY1, Dual Exhaust	8	-	-	-	59	2	*1843 009
11-10-3	SUPPORT, Front, w/INSULATOR and CLAMP, MD1 All	6	59	59	-	-	1	E1881 685
	Except Cv. Cp., Single Exhaust	8	59	-	-	-	1	1943 934
	MP2 except Cv. Cp., Dual Exhaust	8	59	-	-	-	2	1943 934
	MD2, MD2-D500, MD3, All, MS1 except Sub., MS2 All, MS3 except Sub., MC1 Cv. Cp., MC2, MC3, All, Dual Exhaust	8	-	59	59	59	2	E1881 685
	To Rear Muffler, MY1 All, Dual Exhaust	8	-	-	-	59	2	1940 021
	Rear, w/INSULATOR, except Sub., Single Exhaust	6-8	59	-	-	-	1	1820 590
	Sub., Single Exhaust	6-8	59	-	-	-	1	1664 804
	Except Sub., Dual Exhaust	8	59	-	-	-	2	1820 590
	Sub., Dual Exhaust	8	59	-	-	-	2	1664 804
	MD1 All	6	-	59	-	-	1	1736 717
	MD2 except Cv. Cp., MD3, MS1, except Cv. Cp. and Sub., MS2, MS3, MC1, except Cv. Cp., Single Exhaust	8	-	59	59	59	1	1733 379
	MD3-D500, MS3 Adventurer, MC1 w/High Performance, MC3-300, All, Dual Exhaust	8	-	59	59	59	2	1733 379
	MD3, MS1, Sub., Single Exhaust	8	-	59	59	-	1	1736 723
	MD3, MS1, Sub., Dual Exhaust	8	-	59	59	-	2	1675 695
	MD2, MS1, MS2, MS3, All, MD3 except Sub., Dual Exhaust	8	-	59	59	59	2	1736 717
	MD2 except Cv. Cp., MD3-M All, MS1 except Cv. Cp. and Sub., MS2, MS3, MC1, except Cv. Cp., Single Exhaust	8	-	59	59	59	1	1733 379
	MD3-H-D500 except Cv. Cp. and Sub., MS3 Adventurer, MC3-300 All, Dual Exhaust	8	-	59	59	59	2	1733 379
11-10-7	STUD	6-8	59	59	59	59	★	1327 938
11-10-26	WASHER	6-8	59	59	59	59	★	688 900
11-10-42	BRACKET, Front Support, Sub., Single Exhaust Right, MP2, MP2-P, Cv. Cp., Dual Exhaust	6	59	-	-	-	1	1736 767
	Left, MP2, MP2-P, Cv. Cp., Dual Exhaust	8	59	-	-	-	1	1736 766
	MP2 Sub., Single Exhaust	8	59	-	-	-	1	1736 767
	Right, MP2-P Sp. Cl. Cp., Dual Exhaust	8	59	-	-	-	1	1944 507
	Left, MP2 Sub., Dual Exhaust	8	59	-	-	-	1	1944 507
	Left, except Sub., Dual Exhaust	8	59	-	-	-	1	1736 767
	MP1, except Sub., MD2, MD3, MS1, MS2, MS3, MC1, except Cv. Cp., Single Exhaust	6-8	59	59	59	59	1	1736 766
	Left, MD2 Cv. Cp., MC2, All, MD3 except Sub., MS1, MC1, Cv. Cp., MC3 except Cv. Cp., Dual Exhaust	8	-	59	59	59	1	1736 766
	MD1	6	-	59	-	-	1	1736 767
	Right, MD2 Cv. Cp., MD3-L, MD3-M, MD3-M-D500, All, MD3-H except Cv. Cp., MD3-H-D500 except Cv. Cp. and Sub., MS1 All, MS2, MS3, except Cv. Cp., MC1 Cv. Cp., MC1 w/High Performance, Sp. Cl. Cp., MC2 except Sp. 4 D. Sed., MC3 except Cv. Cp., MC3-300 Sp. Cl. Cp., Dual Exhaust	8	-	59	59	59	1	1736 767

★ Indicates use as required.

Numerals in parentheses () refer to notes.

Printed in U.S.A.

E Indicates parts not listed in any previous parts book.
Feb. 15, 1960 Supersedes Mar. 20, 1959.

Prices and specifications subject to change without notice.
* Indicates change or addition.

