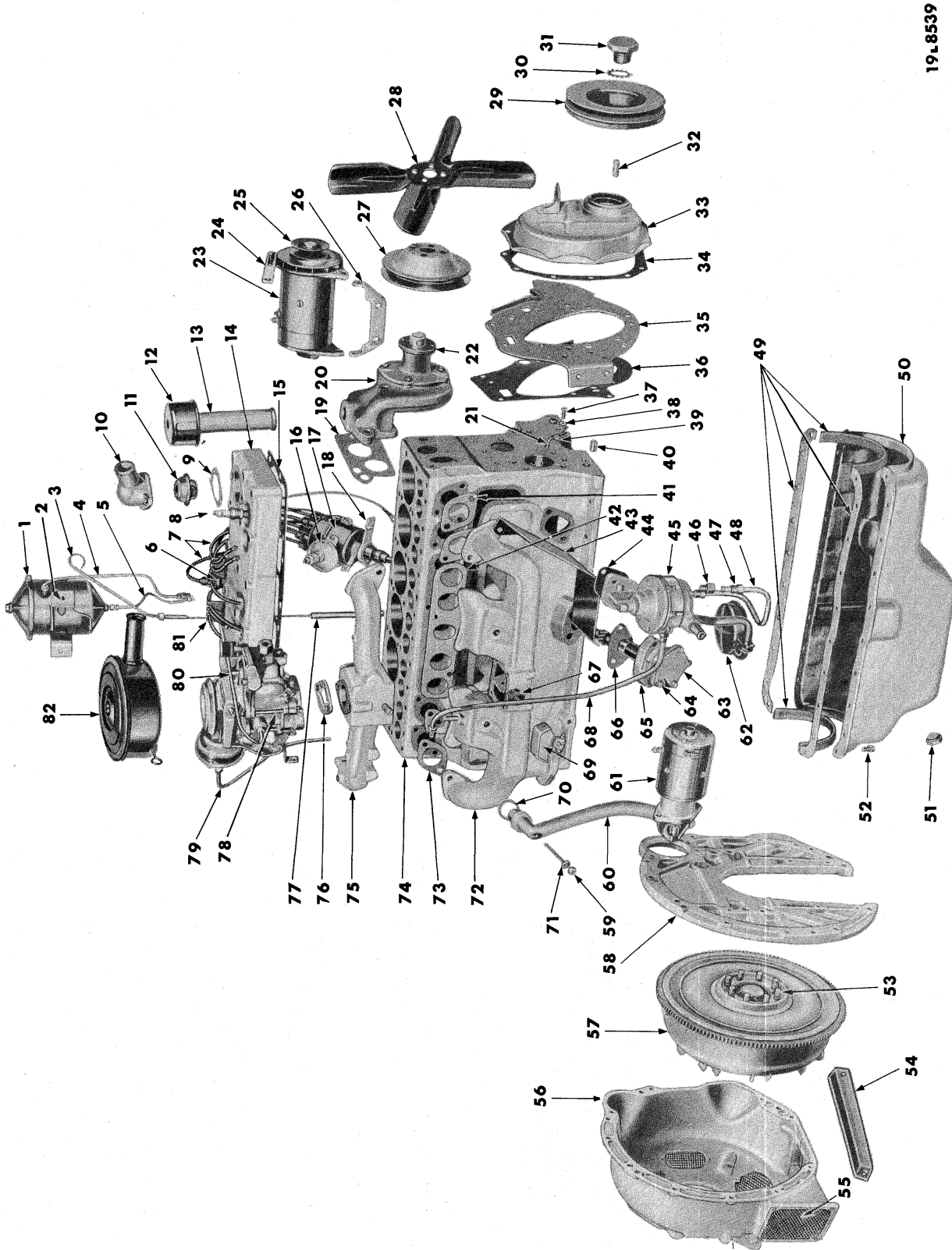


PARTS INDICATED BY NAME ONLY ARE STANDARD PARTS — ORDER BY DESCRIPTION.

19x6399E

ENGINE - INTERNAL PARTS - 6 CYLINDER



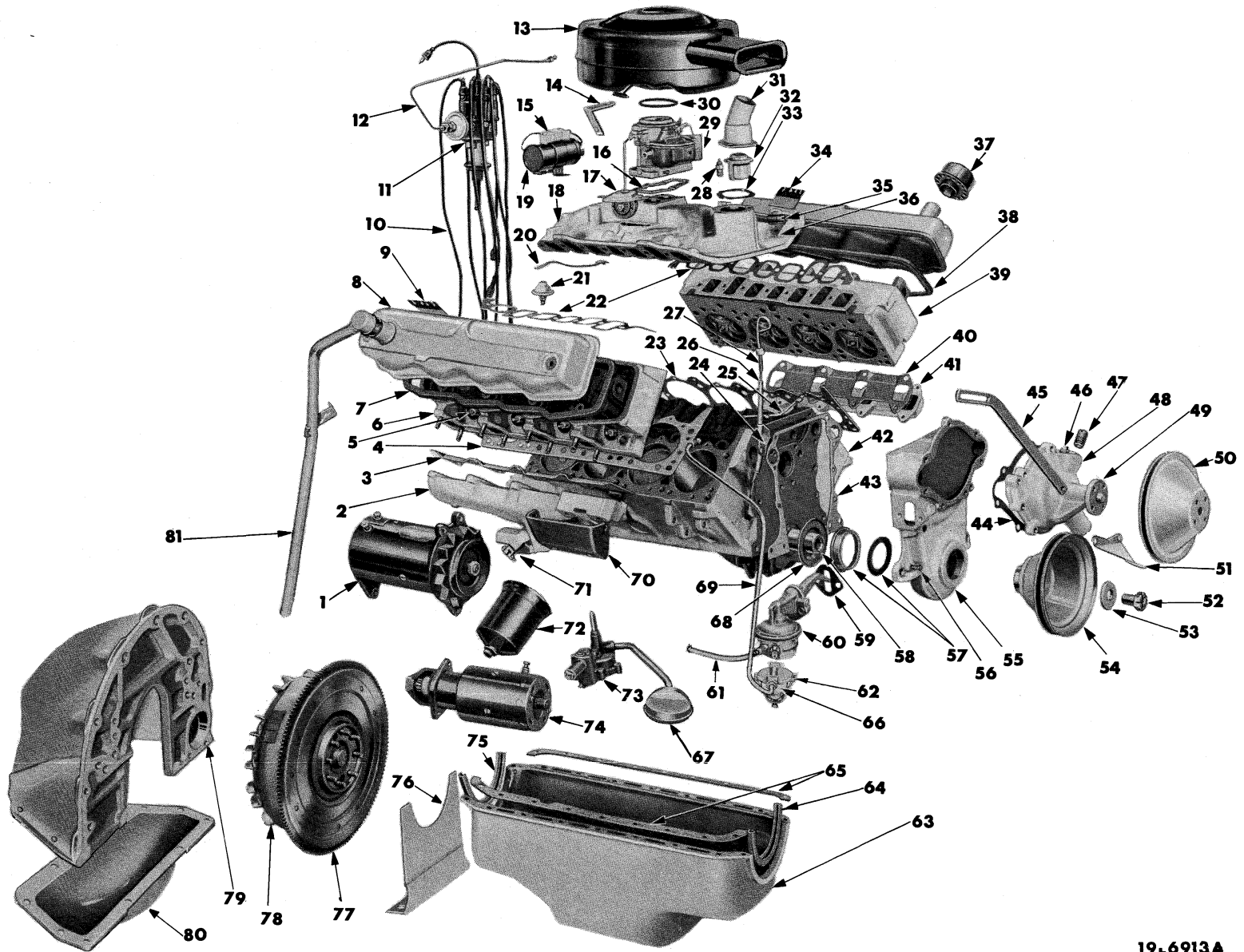
19-8539

ENGINE - EXTERNAL PARTS - 6 CYLINDER

ENGINE - EXTERNAL PARTS - 6 CYLINDER

Ref. No.	Name	Part Type Code	Ref. No.	Name	Part Type Code
1	Filter Kit	10-26-1	42	Gasket	9-50-2
2	Clamp	10-26-49	43	Shield	14-81-1
3	Indicator	10-03-4	44	Gasket	14-74-1
4	Tube	10-27-1	45	Pump	14-73-2
5	Tube (Serviced in 25 Ft. Roll)	5-53-3	46	Nipple	
6	Coil	8-35-4	47	Nut	
7	Cable Set	8-36-1	48	Pipe	10-16-4
8	Spark Plug	8-36-114	49	Gasket Set	10-24-1
9	Gasket	9-05-6	50	Pan	10-24-4
10	Elbow	9-05-5	51	Plug	10-24-37
11	Thermostat	7-41-4	52	Screw	
12	Air Cleaner	10-01-21	53	Stud	9-46-10
13	Pipe	10-01-9	54	Bracket	9-46-92
14	Head	9-03-4	55	Screen	
15	Gasket	9-03-5	56	Housing	9-46-90
16	Vacuum Chamber	8-27-309	57	Torque Converter	9-46-4
17	Distributor	8-27-1	58	Plate	9-46-91
18	Clamp	8-27-26	59	Screw	
19	Gasket	7-44-4	60	Pipe	10-02-15
20	Pump Serviced in Package	7-42-1	61	Starting Motor	8-52-4
21	Tube	9-19-3	62	Strainer	10-23-1
22	Hub	7-05-1	63	Cover	10-07-2
23	Generator	8-28-3	64	Screw	
24	Strap	8-28-15	65	Body	10-07-10
25	Pulley	8-28-3	66	Gasket	10-07-11
26	Bracket	8-28-36	67	Thermostat	9-58-5
27	Pulley	7-06-14	68	Tube	14-85-1
28	Fan	7-02-1	69	Shield	9-58-12
29	Damper	9-13-5	70	Gasket	10-02-17
30	Lockwasher		71	Washer	
31	Screw	9-07-8	72	Manifold	9-48-6
32	Key	9-13-23	73	Gasket	9-50-2
33	Cover	9-23-5	74	Block	9-02-5
34	Gasket	9-23-17	75	Manifold	9-48-7
35	Plate	9-24-5	76	Gasket	14-30-2
36	Gasket	9-24-7	77	Tube	10-03-7
37	Screw		78	Carburetor	14-30-1
38	Washer		79	Tube	9-48-127
39	Clip	9-19-3	80	Pipe	8-27-320
40	Dowel	9-24-6	81	Bracket	8-36-14
41	Gasket	9-50-2	82	Air Cleaner	14-29-2

PARTS INDICATED BY NAME ONLY - ORDER BY DESCRIPTION



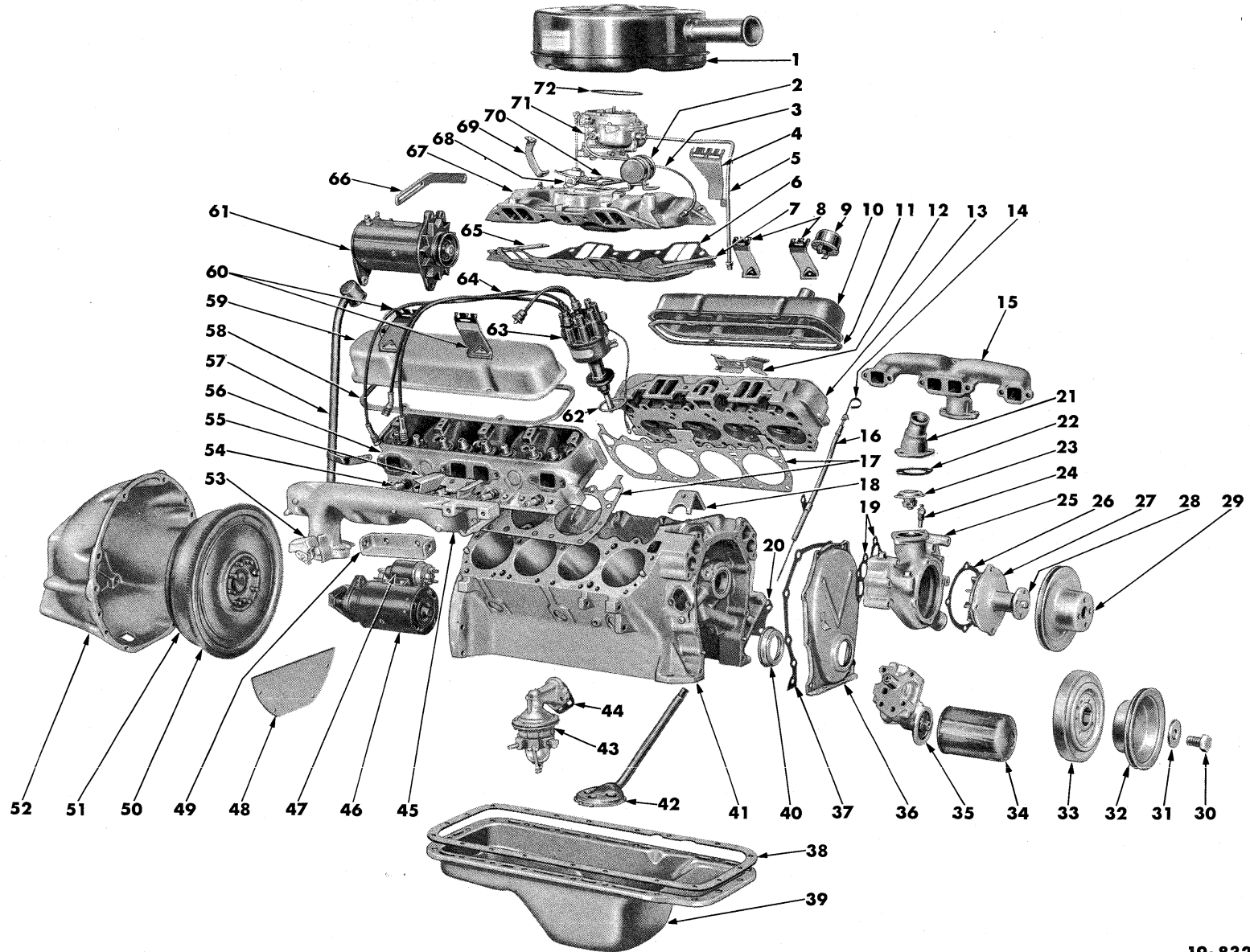
19L6913A

ENGINE - EXTERNAL PARTS (V8 CYLINDER) - PLYMOUTH MP2 AND DODGE MD2 (EXCEPT HIGH PERFORMANCE)

ENGINE - EXTERNAL PARTS (V8 CYLINDER) - PLYMOUTH MP2 AND DODGE MD2
(EXCEPT HIGH PERFORMANCE)

Ref. No.	Name	Part Type Code	Ref. No.	Name	Part Type Code
1	Generator	8-28-3	42	Block	9-02-5
2	Manifold	9-48-6	43	Gasket	9-23-17
3	Gasket	9-50-5	44	Gasket	7-44-3
4	Gasket	9-03-5	45	Strap	8-28-15
5	Spark Plug	8-36-114	46	Plug	
6	Head	9-03-4	47	Nipple	7-48-22
7	Gasket	9-03-29	48	Pump Package	7-42-1
8	Cover	9-03-28	49	Hub	7-05-1
9	Bracket	8-36-4	50	Pulley	7-06-14
10	Cable	8-36-1	51	Indicator	9-23-40
11	Distributor	8-27-1	52	Screw	9-07-5
12	Tube	8-27-230	53	Washer	9-07-22
13	Air Cleaner	14-29-2	54	Pulley	7-06-1
14	Bracket	14-06-10	55	Cover	9-23-5
15	Resistor	8-35-22	56	Screw	9-23-10
16	Gasket	14-34-2	57	Oil Seal	9-23-18
17	Choke, w/Rod	14-64-2	58	Crankshaft	9-07-5
18	Manifold	9-48-7	59	Gasket	14-74-1
19	Coil	8-35-4	60	Pump	14-73-2
20	Gasket	9-50-6	61	Hose	14-89-57
21	Switch	8-53-327	62	Filter	14-67-1
22	Gasket	9-50-6	63	Pan	10-24-4
23	Gasket	9-03-5	64	Gasket (service in pkg.)	10-24-1
24	Clip	10-03-10	65	Gasket (service in pkg.)	10-24-1
25	Gasket	9-50-6	66	Bowl Package	14-67-8
26	Tube	10-03-7	67	Strainer	10-23-7
27	Indicator	10-03-4	68	Oil Slinger	9-07-17
28	Sending Unit	8-37-155	69	Tube	14-85-1
29	Carburetor	14-30-1	70	Bracket	8-28-36
30	Gasket	14-29-5	71	Shield	9-58-12
31	Elbow	9-05-5	72	Shell	10-26-14
32	Thermostat	7-41-4	73	Pump	10-07-6
33	Gasket	9-05-6	74	Starting Motor	8-52-4
34	Bracket	8-36-4	75	Gasket (service in pkg.)	10-24-1
35	Nipple	7-48-22	76	Cover	9-46-93
36	Manifold	9-48-6	77	Gear	9-45-2
37	Air Cleaner	10-01-21	78	Torque Converter	9-46-4
38	Gasket	9-03-29	79	Housing	9-46-90
39	Head	9-03-4	80	Pan	9-46-137
40	Gasket	9-50-5	81	Pipe	10-02-15
41	Manifold	9-48-6			

PARTS INDICATED BY NAME ONLY, ARE STANDARD PARTS - ORDER BY DESCRIPTION.

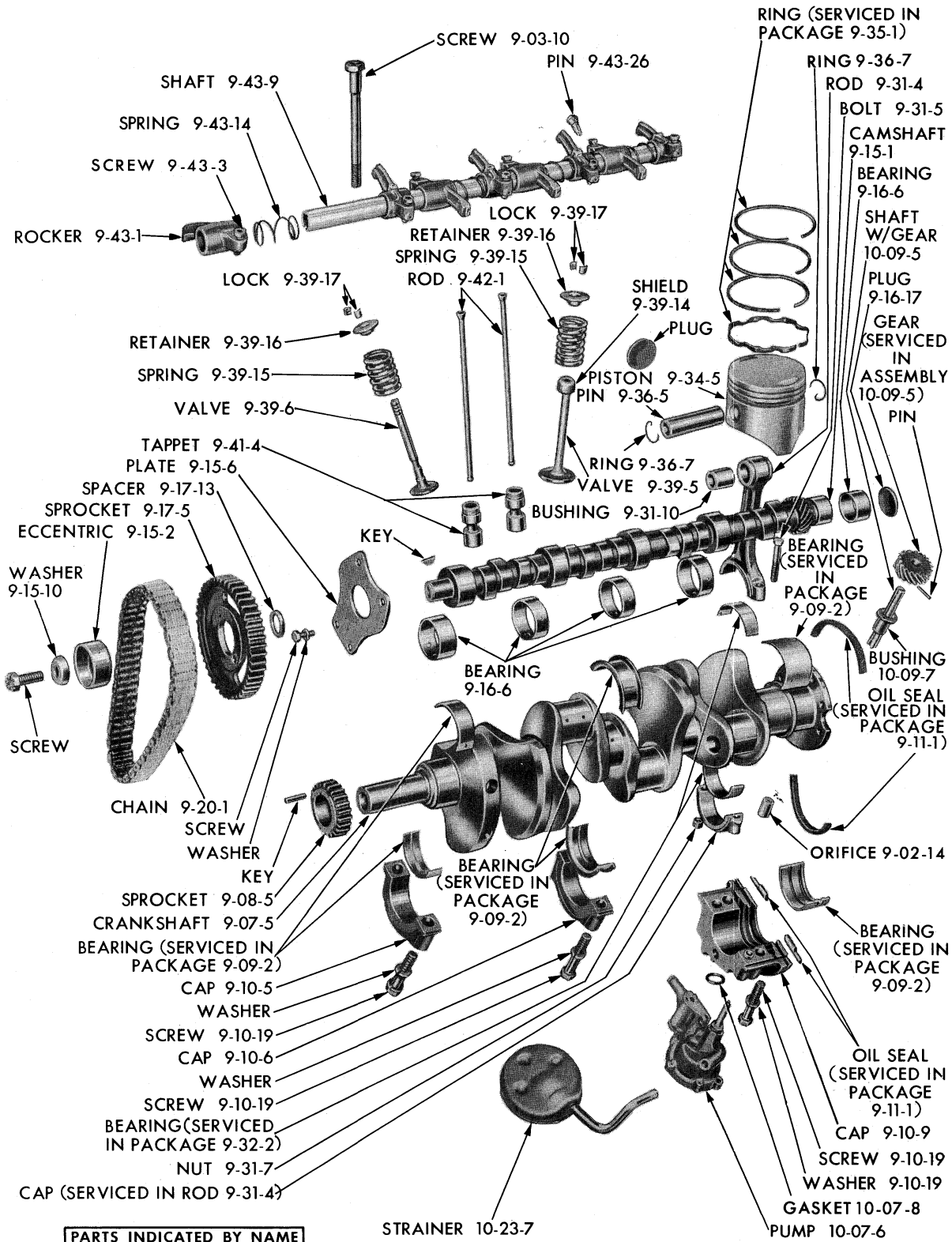


19.8326A

ENGINE - EXTERNAL PARTS (V8 CYLINDER) - PLYMOUTH MP2 AND DODGE MD2 (HIGH PERFORMANCE), DODGE MD3, DESOTO MS1-2-3, CHRYSLER MC1-2-3 AND IMPERIAL MY1

ENGINE - EXTERNAL PARTS (V8 CYLINDER) - PLYMOUTH MP2 AND DODGE MD2
(HIGH PERFORMANCE), DODGE MD3, DESOTO MS1-2-3,
CHRYSLER MC1-2-3 AND IMPERIAL MY1

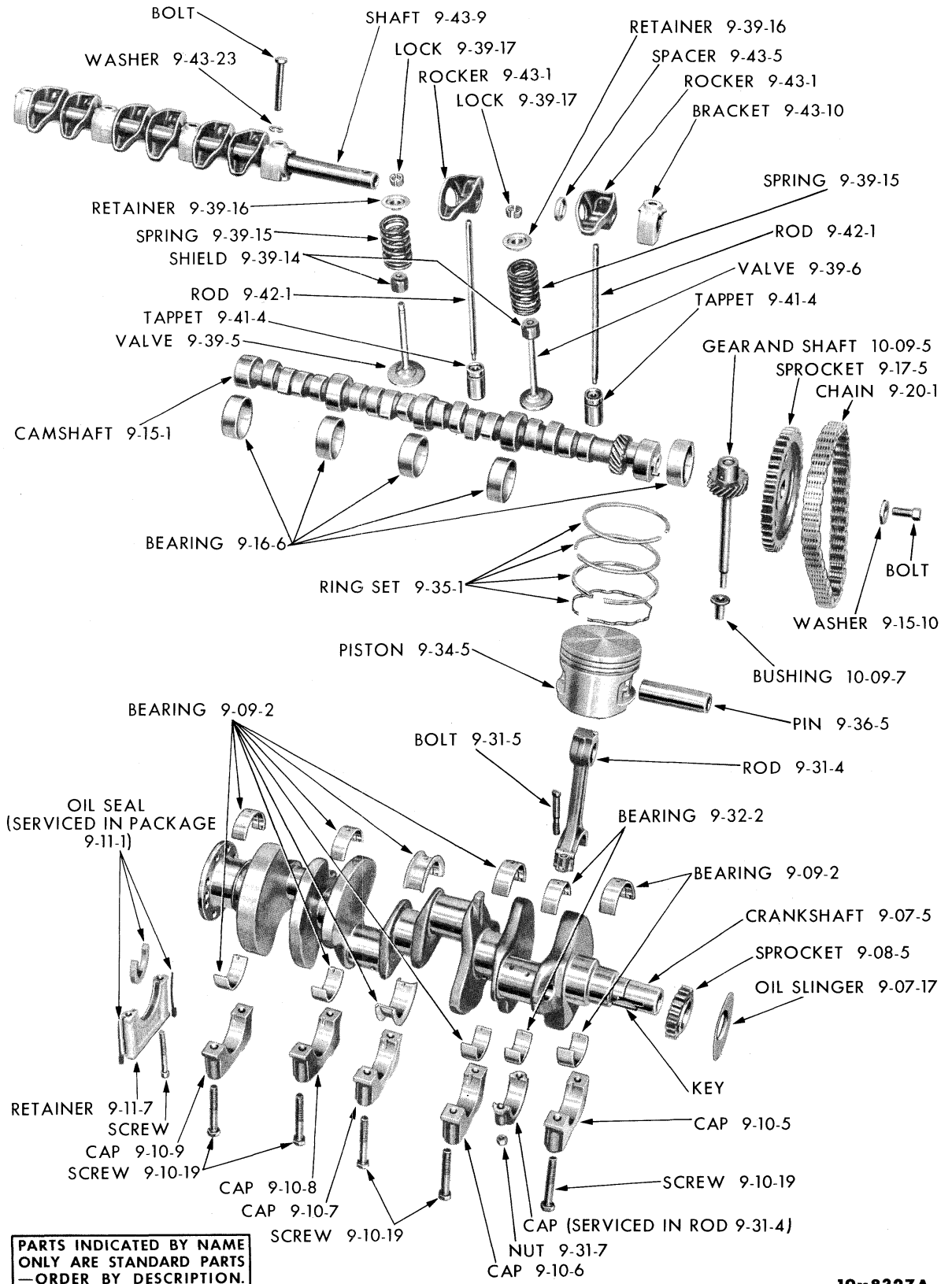
Ref. No.	Name	Part Type Code	Ref. No.	Name	Part Type Code
1	Air Cleaner	14-29-2	38	Gasket	10-24-8
2	Coil	8-35-4	39	Pan	10-24-4
3	Tube	8-27-320	40	Oil Seal	9-23-18
4	Bracket	8-36-4	41	Block (serviced in short engine 9-01-24)	
5	Tube	14-85-1	42	Strainer	10-23-7
6	Gasket	9-50-6	43	Pump Package	14-73-1
7	Reinforcement	9-48-27	44	Gasket	14-74-1
8	Bracket	8-36-4	45	Manifold	9-48-6
9	Air Cleaner	10-01-21	46	Starter	8-52-4
10	Cover	9-03-28	47	Switch	8-52-330
11	Gasket	9-03-29	48	Cover	9-46-93
12	Shield	8-36-124	49	Bracket	8-28-36
13	Head	9-03-4	50	Gear	9-45-2
14	Indicator	10-03-4	51	Torque Converter	9-46-4
15	Manifold	9-48-6	52	Housing	9-46-90
16	Tube	10-03-7	53	Shield	9-58-12
17	Gasket	9-03-5	54	Spark Plug	8-36-114
18	Clamp	8-27-26	55	Shield	8-36-124
19	Gasket	7-44-4	56	Head	9-03-4
20	Gasket	10-07-11	57	Pipe	10-02-15
21	Elbow	9-05-5	58	Gasket	9-03-29
22	Gasket	9-05-6	59	Cover	9-03-28
23	Thermostat	7-41-4	60	Bracket	8-36-4
24	Fitting	Std. Pt.	61	Generator	8-28-3
25	Housing	7-43-1	62	Retainer	8-27-4
26	Gasket	7-44-3	63	Distributor	8-27-1
27	Pump Package	7-42-1	64	Cable Set	8-36-1
28	Hub	7-05-1	65	Reinforcement	9-48-27
29	Pulley	7-06-14	66	Strap	8-28-15
30	Screw	9-07-8	67	Manifold	9-48-7
31	Washer	9-07-22	68	Choke	14-64-2
32	Pulley	7-06-1	69	Bracket	14-29-12
33	Damper	9-13-5	70	Gasket	14-34-2
34	Oil Filter	10-26-6	71	Carburetor	14-30-1
35	Pump	10-07-6	72	Gasket	14-29-5
36	Cover	9-23-5			
37	Gasket	9-23-17			



PARTS INDICATED BY NAME ONLY ARE STANDARD PARTS —ORDER BY DESCRIPTION.

19x6914C

ENGINE - INTERNAL PARTS (V8 CYLINDER) - PLYMOUTH MP2 AND DODGE MD2 (EXCEPT HIGH PERFORMANCE)




PARTS INDICATED BY NAME ONLY ARE STANDARD PARTS - ORDER BY DESCRIPTION.

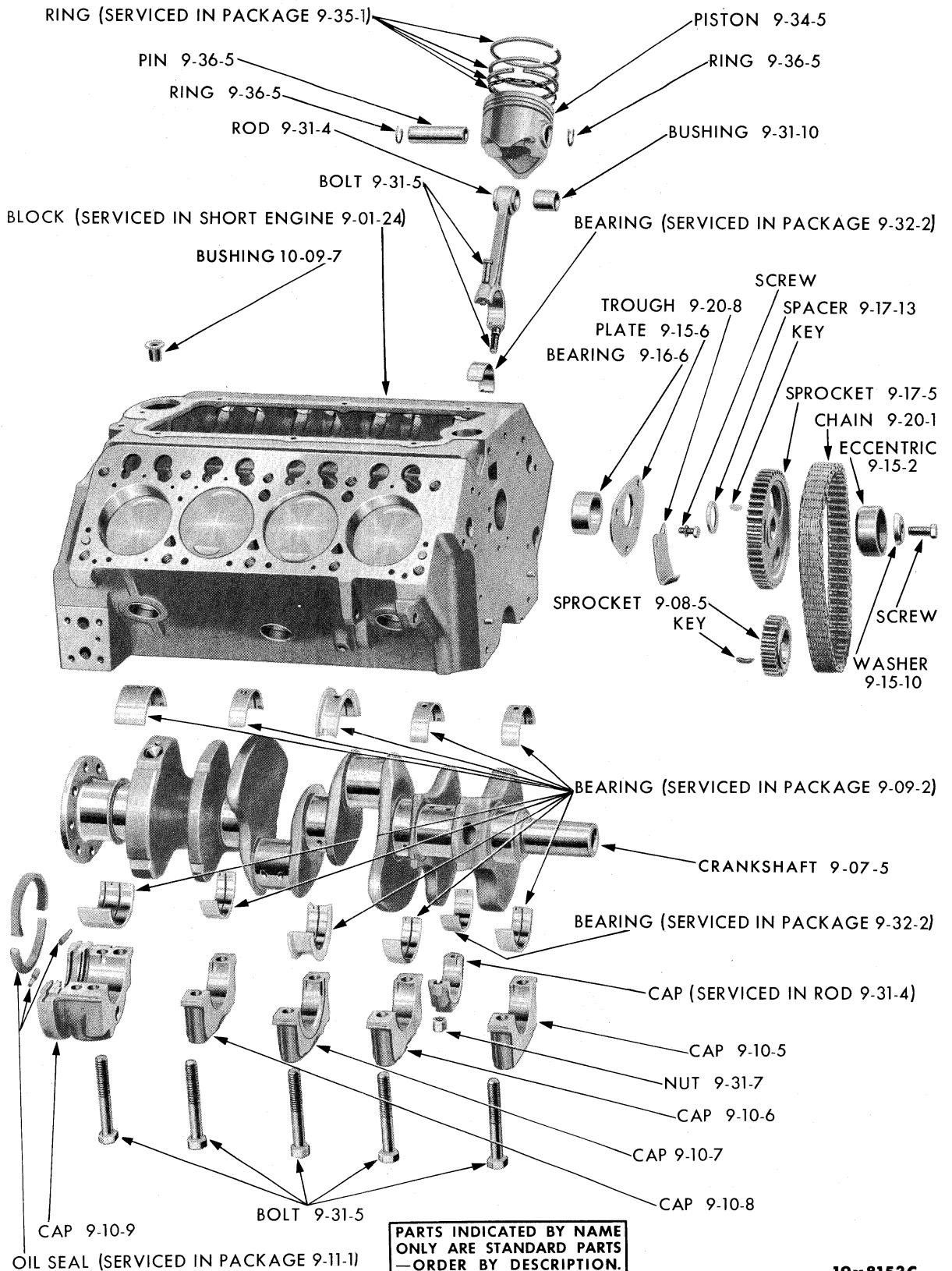
19x8327A

ENGINE - INTERNAL PARTS (V8 CYLINDER) - PLYMOUTH MP2 AND DODGE MD2 (HIGH PERFORMANCE), DODGE MD3, DESOTO MS1-2-3, CHRYSLER MC1-2-3 AND IMPERIAL MY1

PARTS INDICATED BY NAME ONLY ARE STANDARD PARTS —ORDER BY DESCRIPTION.

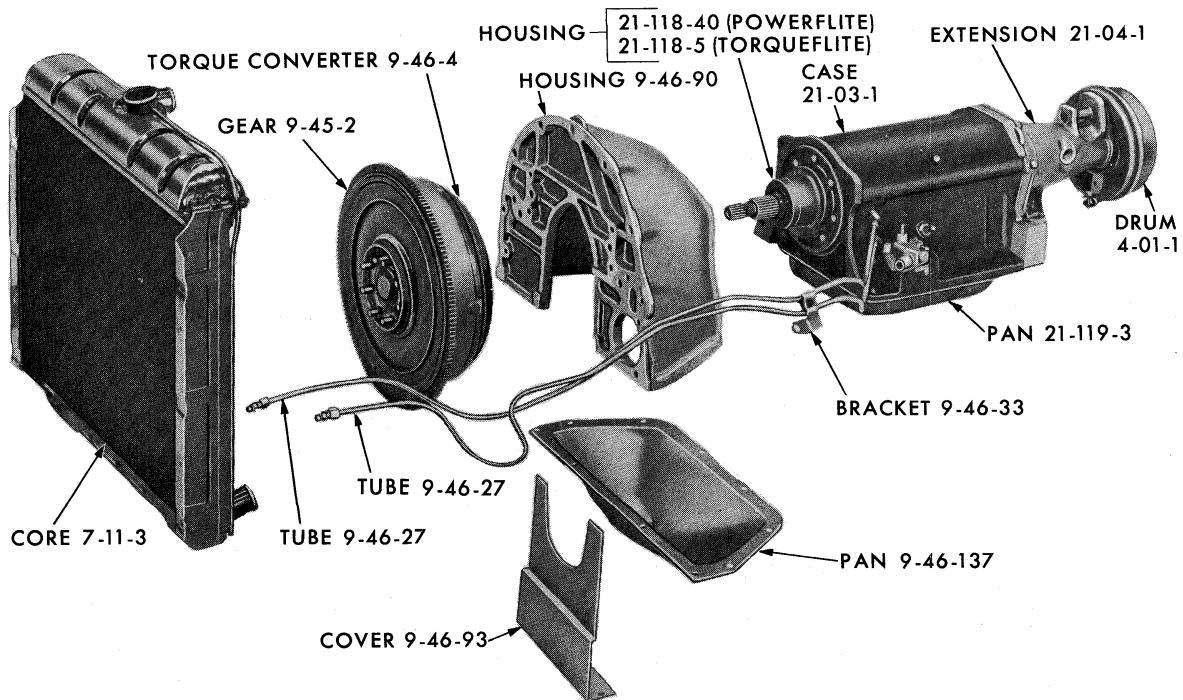


19x8173A



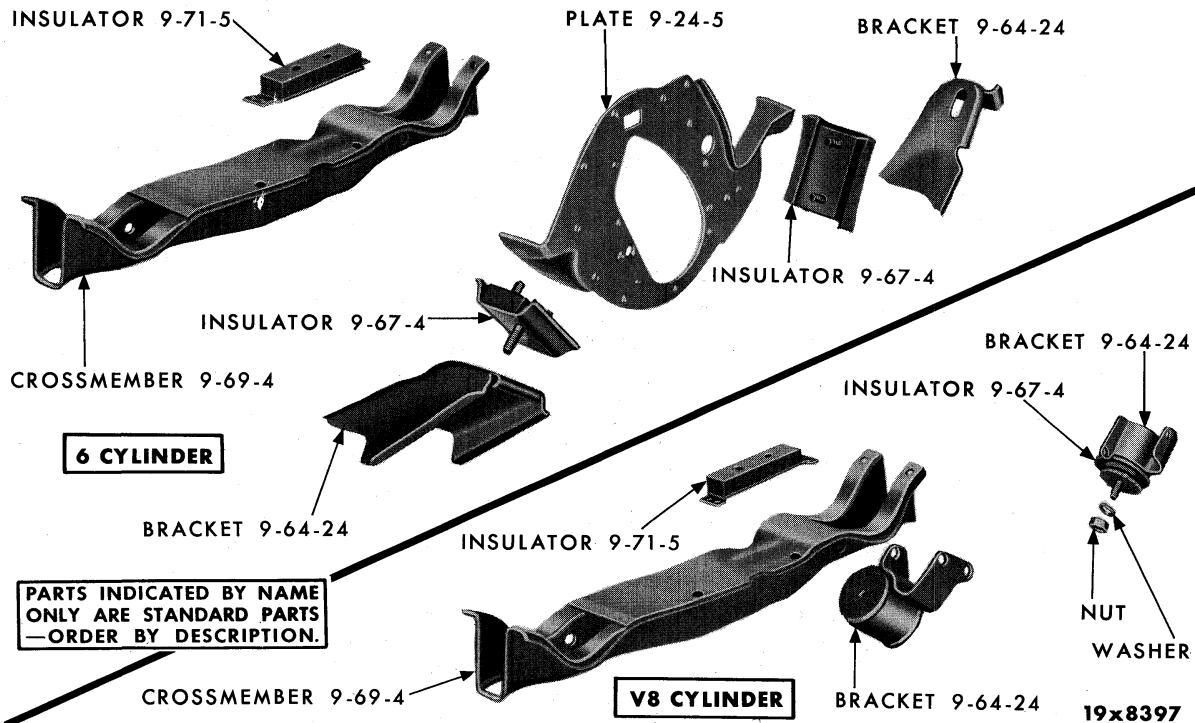
19x8153C

SHORT ENGINE - V8 CYLINDER



19x8522

TORQUE CONVERTER



19x8397

ENGINE MOUNTING SUPPORTS

CODE	PART NAME AND DESCRIPTION	NO. OF CYL.	PLYMOUTH	DODGE	DESOTO	CHRYSLER AND IMPERIAL	PER CAR	PART NUMBER
------	---------------------------	-------------	----------	-------	--------	-----------------------	---------	-------------

GROUP 9 - ENGINE

9-01-0 ENGINE ASSEMBLY

NOTE: The following symbols are used in connection with engine numbers:

Engine numbers without symbols indicate "Standard Cylinders and Crankshaft Bearings."

The Letter "A" immediately following the engine number indicated Bore .020" (.508 MM.) Larger than Standard. The letter "B" immediately following the engine number indicated Main and Connecting Rod Bearings .010" (.245 MM.) Smaller than Standard.

The letters "AB" immediately following the engine number indicate Cylinder Bore .020" (.508 MM.)

Larger than Standard and the Main and Connecting Rod Bearings .010" (.254 MM.) Smaller than Standard. The letters in the circular pads at either end of the engine number are for the use of factory inspectors only and should not be connected with the engine number.

Always mention Serial Numbers when ordering major assemblies.

9-01-5	GASKET SET	6	59	59	-	-	1	1752 440
	Steel Cylinder Head Gasket, MD2	8	59	59	-	-	1	*1879 530
	Thin Core Cylinder Head Gasket, MD2	8	59	59	-	-	1	Ⓔ2084 225
	MP2 High Performance, MD2-D500, MD2-D500 High Performance, MD3	8	59	59	59	-	1	1879 701
		8	-	-	-	59	1	1879 702
9-01-19	ENGINE, w/o Accessories	6	59	59	-	-	1	1736 110

NOTE: A MoPar 6 Cylinder Short Engine Assembly consists of: The Cylinder Block with Pistons and Rings, Crankshaft and Bearings, Connecting Rods and Bearings, Camshaft Bearings, Camshaft Thrust Plate. The 8 Cylinder "Short Engines" also include Camshaft and Crankshaft Sprockets and Timing Chain or Gears where used, except in cases where they have been left off to obtain greater interchangeability.

9-01-24	SHORT ENGINE	6	59	59	-	-	1	*1670 450
		8	59	-	-	-	1	1859 497
	MD2	8	-	59	-	-	1	1859 616
	MP2 High Performance, MD3, MS1	8	59	59	59	-	1	1859 480
	MD2-D500, MD2-D500 High Performance, MD3-D500, MD3-D500 High Performance, MS2, MS3, Adventurer	8	-	59	59	-	1	1859 484
	MC1, MC2	8	-	-	-	59	1	1859 488
	MC3, MC3-300, MY1	8	-	-	-	59	1	1859 492
	L. C. Export	8	59	-	-	-	1	1859 499
	L. C. Export MD2	8	-	59	-	-	1	1859 618
	L. C. Export MD3, MS1	8	-	59	59	-	1	1859 482
	L. C. Export MS2, MS3	8	-	-	59	-	1	1859 486
	L. C. Export MC1, MC2	8	-	-	-	59	1	1859 490
	L. C. Export MC3, MY1	8	-	-	-	59	1	1859 494

9-02-0 CYLINDER BLOCK

CYLINDER BLOCKS W/PISTONS AND RINGS for 1959 8 CYLINDER Models are not available. Order either Engine, w/o Accessories, Part Type Code 9-01-19 or Short Engine, Part Type Code 9-01-24.

9-02-5	BLOCK, w/PISTONS and RINGS	6	59	-	-	-	1	1634 372
9-02-7	DOWEL, Cylinder Block to Clutch Housing, MD2, MS1	6-8	59	59	59	-	2	1122 532
	Cylinder Block to Torque Converter Housing, MS2, MS3	8	59	59	59	59	2	1122 532
	Cylinder Block to Torque Converter Housing, MS1 RHD	8	-	-	59	-	2	1122 532
9-02-9	DOWEL, Cylinder Block to Bearing Cap, MD2	8	59	59	-	-	1	1408 853
9-02-10	TUBE, Water Distributor	6	59	59	-	-	1	637 432
9-02-14	ORIFICE, Oil Line, MD2	8	59	59	-	-	1	1821 557
9-02-16	PLUG, Core Hole	8	59	59	59	59	6	1821 721

* Indicates use as required.

Numerals in parentheses () refer to notes.

Printed in U.S.A.

Ⓔ Indicates parts not listed in any previous parts book.

Prices and specifications subject to change without notice.

* Indicates change or addition.

1959 PASSENGER CAR PARTS LIST

ENGINE

CODE	PART NAME AND DESCRIPTION	NO. OF CYL.	PLYMOUTH	DODGE	DESOTO	CHRYSLER AND IMPERIAL	PER CAR	PART NUMBER
9-03-0 CYLINDER HEAD								
9-03-4	HEAD, w/Core Hole Plug	6	59	59	-	-	1	1822 039
	8.2 to 1 Compression Ratio, MP1 Taxi	6	59	59	-	-	1	1821 845
	L. C. Export	6	59	-	-	-	1	1822 042
	MD2	8	59	59	-	-	2	1618 720
	MP2 High Performance, MD3, MS1, MC1, MC2	8	59	59	59	59	2	1944 798
	MD2-D500, MD2-D500 High Performance, MD3-D500, MD3-D500 High Performance, MS1 w/High Performance, MS2, MS3, MC3, MY1	8	-	59	59	59	2	1859 478
	w/Air Condition, or w/Air Suspension, Right, MD2	8	59	59	-	-	1	1733 932
	w/Air Condition, Left, MC2	8	-	-	-	59	1	1851 887
9-03-5	GASKET	6	59	59	-	-	1	1326 319
	MD2, Steel	8	59	59	-	-	2	1731 552
	MD2, Thincore	8	59	59	-	-	2	1947 354
	MP2 High Performance, MD2-D500 High Performance, MD3	8	59	59	59	59	2	1851 579
9-03-10	SCREW, Tapped Head	6	59	59	-	-	1	695 426
		6	59	59	-	-	★	666 014
		6	59	59	-	-	★	692 857
	Special Ampere Generator	6	59	59	-	-	1	1825 962
	Short, MD2	8	59	59	-	-	10	1618 695
	Long, MD2	8	59	59	-	-	10	1618 696
	Short, MP2 High Performance, MD2-D500, MD2-D500 High Performance, MD3	8	59	59	59	59	10	1739 606
	Long, MP2 High Performance, MD2-D500, MD2-D500 High Performance, MD3	8	59	59	59	59	24	1739 605
9-03-13	WASHER, Screw Hole Plug	6	59	59	-	-	1	1319 068
9-03-28	COVER, MD2, Right	8	59	59	-	-	1	1859 432
	MD2, Left	8	59	59	-	-	1	1945 506
	MP2 High Performance, MD2-D500, MD2-D500 High Performance, MD3	8	59	59	59	59	2	1851 924
	w/Air Condition, Right	8	-	-	59	59	1	1854 995
9-03-29	GASKET, Cover, MD2	8	59	59	-	-	2	1827 403
	MP2 High Performance, MD2-D500, MD2-D500 High Performance, MD3	8	59	59	59	59	2	1821 440
9-03-31	WASHER, Cover Screw, MD2	8	59	59	-	-	6	688 900
9-03-34	SEAL, Cover Screw	8	59	59	-	-	6	1618 914
9-03-36	COVER, Core Hole, MD2	8	-	59	-	-	2	1328 844
9-03-37	GASKET, Core Hole Cover, MD2	8	-	59	-	-	2	1328 845
9-05-0 CYLINDER HEAD WATER OUTLET ELBOW								
9-05-5	ELBOW	6	59	59	-	-	1	1851 310
	MD2	8	59	59	-	-	1	1855 393
	MP2 High Performance, MD2-D500, MD2-D500 High Performance, MD3	8	59 (1)	59 (1)	59 (1)	59 (1)	1	*1735 030
	MP2 w/High Performance, MD2-D500, MD2-D500 High Performance, MD3	8	59 (2)	59 (2)	59 (2)	59 (2)	1	*1855 393
	w/Air Condition, MP2 High Performance, MD2-D500, MD2-D500 High Performance, MD3-D500, MD3-D500 High Performance, MS1 w/High Performance, MS2, MS3, MC1, w/Power Package, MC2, MC3, MY1	8	59	59	59	59	1	1855 605
	w/Air Condition	8	59	-	-	-	1	1735 030
	w/Air Condition, MD2, MD3, MS1, MC1	8	-	59	59	59	1	1859 542
	w/Air Condition, MD2-D500, MD3-D500	8	-	59	-	-	1	1730 918
	w/Air Suspension, MC2, MC3, MY1	8	-	-	-	59	1	1859 542
9-05-6	GASKET, Cylinder Water Outlet Elbow	6-8	59	59	59	59	1	50 082
9-05-18	WASHER, Cylinder Water Outlet Hole Plug	6	59	59	-	-	1	1319 068

NOTE 1: UP TO Engine No. ML-361-44142, ML-383-16036, MR-383-17695, MR413-17565.

NOTE 2: AFTER Engine No. ML-361-44142, ML-383-16036, MR-383-17695, MR413-17565.

1959 PASSENGER CAR PARTS LIST

ENGINE

Page 9-3

CODE	PART NAME AND DESCRIPTION	NO. OF CYL.	PLYMOUTH	DODGE	DESOTO	CHRYSLER AND IMPERIAL	PER CAR	PART NUMBER
9-07-0 CRANKSHAFT								
9-07-5	CRANKSHAFT	6	59	59	-	-	1	1739 541
	MD2	8	59	59	-	-	1	1827 435
	MP2 High Performance, MD2-D500, MD2-D500 High Performance, MD3, MS2, MS3	8	59	59	59	-	1	1851 869
	MS1	8	-	-	59	-	1	1851 869
		8	-	-	-	59	1	1851 527
9-07-8	SCREW	6	59	59	-	-	1	1821 177
		8	59	59	59	59	1	1731 525
	w/Air Condition MD2	8	59	59	-	-	1	1821 177
9-07-12	BUSHING, Transmission Drive Pinion Pilot, MD2, MS1, MS2	6-8	59	59	59	-	1	53 298
9-07-17	OIL SLINGER	6	59	59	-	-	1	1402 961
		8	59	59	59	59	1	1618 686
9-07-22	WASHER, Screw	6-8	59	59	59	59	1	1855 561
9-08-0 CRANKSHAFT SPROCKET								
9-08-5	SPROCKET, UP TO	6	59 (3)	59 (3)	-	-	1	1630 051
	AFTER	6	59 (3)	59 (3)	-	-	1	1946 958
	MD2	8	59	59	-	-	1	1632 280
	MP2 w/High Performance, MD2-D500, MD2-D500 High Performance, MD3	8	59	59	59	59	1	1737 621

9-09-0 CRANKSHAFT BEARING PACKAGES

NOTE: When .001 thicker wall crankshaft main bearings are used for engines in production an identification mark is stamped on the machined surface of the crankshaft center counterweight for six cylinder engines and No. 3 counterweight for V8 cylinder engines. When the thicker wall crankshaft bearings are used the crankshaft will be marked M1, M2, M3, M4 or M5 depending on which journal has the .001 thicker wall bearing.

NOTE: Crankshaft Bearing Packages consist of one upper and one lower bearing.

9-09-2	BEARING PACKAGE, No. 1 Std.	6	59	59	-	-	1	1881 897
	Nos. 2 and 3 Std.	6	59	59	-	-	2	1881 904
	No. 4 Std.	6	59 (1)	59 (1)	-	-	1	1238 434
	No. 4 Std.	6	59 (2)	59 (2)	-	-	1	1450 682
	No. 1 .001 U/S	6	59	59	-	-	1	1881 898
	Nos. 2 and 3 .001 U/S	6	59	59	-	-	2	1881 905
	No. 4 .001 U/S	6	59 (1)	59 (1)	-	-	1	1238 437
	No. 4 .001 U/S	6	59 (2)	59 (2)	-	-	1	1450 683
	No. 1 .002 U/S	6	59	59	-	-	1	1881 899
	Nos. 2 and 3 .002 U/S	6	59	59	-	-	2	1881 906
	No. 4 .002 U/S	6	59 (1)	59 (1)	-	-	1	1238 440
	No. 4 .002 U/S	6	59 (2)	59 (2)	-	-	1	1450 684
	No. 1 .010 U/S	6	59	59	-	-	1	1881 900
	Nos. 2 and 3 .010 U/S	6	59	59	-	-	2	1881 907
	No. 4 .010 U/S	6	59 (1)	59 (1)	-	-	1	1238 443
	No. 4 .010 U/S	6	59 (2)	59 (2)	-	-	1	1450 686
	No. 1 .020 U/S	6	59	59	-	-	1	1881 901
	Nos. 2 and 3 .020 U/S	6	59	59	-	-	2	1881 908
	No. 4 .020 U/S	6	59 (1)	59 (1)	-	-	1	1311 082
	No. 4 .020 U/S	6	59 (2)	59 (2)	-	-	1	1450 688
	No. 1 .030 U/S	6	59	59	-	-	1	1881 902
	Nos. 2 and 3 .030 U/S	6	59	59	-	-	2	1881 909
	No. 4 .030 U/S	6	59 (1)	59 (1)	-	-	1	1311 083
	No. 4 .030 U/S	6	59 (2)	59 (2)	-	-	1	1450 689
	Nos. 1, 2 and 4 Std. MD2	8	59	59	-	-	3	2084 005
	No. 3 Std., MD2	8	59	59	-	-	1	1879 627
	No. 5 Std., MD2	8	59	59	-	-	1	1643 151
	Nos. 1, 2 and 4 .001 U/S, MD2	8	59	59	-	-	3	2084 006
	No. 3 .001 U/S, MD2	8	59	59	-	-	1	1879 628
	No. 5 .001 U/S, MD2	8	59	59	-	-	1	1643 152
	Nos. 1, 2 and 4 .002 U/S, MD2	8	59	59	-	-	3	2084 007

Note 1: w/o Torque Converter

Note 2: w/Torque Converter

Note 3: M230-24390.

★ Indicates use as required.

⊠ Indicates parts not listed in any previous parts book.

* Indicates change or addition.

Numerals in parentheses () refer to notes.

Printed in U.S.A.

Prices and specifications subject to change without notice.

May 25, 1959 Supersedes March 20, 1959.

1959 PASSENGER CAR PARTS LIST

ENGINE

CODE	PART NAME AND DESCRIPTION	NO. OF CYL.	PLYMOUTH	DODGE	DESOTO	CHRYSLER AND IMPERIAL	PER CAR	PART NUMBER
9-09-0 CRANKSHAFT BEARING PACKAGES Cont'd								
9-09-2	BEARING PACKAGE - Cont'd							
	No. 3 .002 U/S, MD2	8	59	59	-	-	1	1879 629
	No. 5 .002 U/S, MD2	8	59	59	-	-	1	1643 153
	Nos. 1, 2 and 4 .010 U/S, MD2	8	59	59	-	-	3	E2084 008
	No. 3 .010 U/S, MD2	8	59	59	-	-	1	1879 630
	No. 5 .010 U/S, MD2	8	59	59	-	-	1	1643 155
	Nos. 1, 2, 4 and 5 Std., MP2 High Performance, MD2-D500, MD2-D500 High Performance, MD3	8	59	59	59	-	4	1818 518
	No. 3 Std., MP2 High Performance, MD2-D500, MD2-D500 High Performance, MD3	8	59	59	59	-	1	1818 524
	Nos. 1, 2, 4 and 5 .001 U/S, MP2 High Performance, MD2-D500, MD2-D500 High Performance, MD3	8	59	59	59	-	4	1818 519
	No. 3 .001 U/S, MP2 High Performance, MD2-D500, MD2-D500 High Performance, MD3	8	59	59	59	-	1	1818 525
	Nos. 1, 2, 4 and 5 .002 U/S, MP2 High Performance, MD2-D500, MD2-D500 High Performance, MD3	8	59	59	59	-	4	1818 520
	No. 3 .002 U/S, MP2 High Performance, MD2-D500, MD2-D500 High Performance, MD3	8	59	59	59	-	1	1818 526
	Nos. 1, 2, 4 and 5 .010 U/S, MP2 High Performance, MD2-D500, MD2-D500 High Performance, MD3	8	59	59	59	-	4	1818 522
	No. 3 .010 U/S, MP2 High Performance, MD2-D500, MD2-D500 High Performance, MD3	8	59	59	59	-	1	1818 528
	Nos. 1, 2, 4 and 5 Std.	8	-	-	-	59	4	1879 372
	No. 3 Std.	8	-	-	-	59	1	1879 378
	Nos. 1, 2, 4 and 5 .001 U/S	8	-	-	-	59	4	1879 373
	No. 3 .001 U/S	8	-	-	-	59	1	1879 379
	Nos. 1, 2, 4 and 5 .002 U/S	8	-	-	-	59	4	1879 374
	No. 3 .002 U/S	8	-	-	-	59	1	1879 380
	Nos. 1, 2, 4 and 5 .010 U/S	8	-	-	-	59	4	1879 376
	No. 3 .010 U/S	8	-	-	-	59	1	1879 382
9-10-0 CRANKSHAFT BEARING CAP								
9-10-2	PACKAGE, Crankshaft Bearing, No. 5 Cap Oil Seal, MD2	8	59	59	-	-	1	1326 091
9-10-5	Cap, No. 1	6	59	59	-	-	1	630 476
	MD2	8	59	59	-	-	1	1643 168
	MP2 High Performance, MD2-D500, MD2-D500 High Performance, MD3	8	59	59	59	-	1	1879 327
		8	-	-	-	59	1	1879 325
9-10-6	CAP, No. 2	6	59	59	-	-	1	630 477
	MD2	8	59	59	-	-	1	1643 168
	MP2 High Performance, MD2-D500, MD2-D500 High Performance, MD3	8	59	59	59	-	1	1879 327
		8	-	-	-	59	1	1879 325
9-10-7	CAP, No. 3	6	59	59	-	-	1	630 477
	MD2	8	59	59	-	-	1	1643 169
	MP2 High Performance, MD2-D500, MD2-D500 High Performance, MD3	8	59	59	59	-	1	1879 328
		8	-	-	-	59	1	1879 326
9-10-8	CAP, No. 4	6	59	59	-	-	1	1450 437
	MD2	8	59	59	-	-	1	1643 168
	MP2 High Performance, MD2-D500, MD2-D500 High Performance, MD3	8	59	59	59	-	1	1879 327
		8	-	-	-	59	1	1879 325
9-10-9	CAP, No. 5, MD2	8	59	59	-	-	1	1643 170
	MP2 High Performance, MD2-D500, MD2-D500 High Performance, MD3	8	59	59	59	-	1	1879 327
		8	-	-	-	59	1	1879 325

★ Indicates use as required.

Numerals in parentheses () refer to notes.

Printed in U.S.A.

⊠ Indicates parts not listed in any previous parts book.

Prices and specifications subject to change without notice.

Dec. 30, 1958 Supersedes Sept. 15, 1958.

* Indicates change or addition.

CODE	PART NAME AND DESCRIPTION	NO. OF CYL.	PLYMOUTH	DODGE	DESOTO	CHRYSLER AND IMPERIAL	PER CAR	PART NUMBER
9-10-0 CRANKSHAFT BEARING CAP Cont'd								
9-10-19	SCREW	6	59	59	59	-	8	864 118
		8	59	59	59	59	10	1408 867
9-10-22	GASKET, Crankshaft Rear Bearing Cap, Right	6	59	59	59	-	1	1555 715
	Left	6	59	59	59	-	1	1555 716
9-11-0 CRANKSHAFT REAR BEARING OIL SEAL								
9-11-1	PACKAGE	6	59	59	-	-	1	1450 866
	MD2	8	59	59	-	-	1	1326 093
	MP2 High Performance, MD2-D500, MD2-D500 High Performance, MD3	8	59	59	59	59	1	1818 781
9-11-7	RETAINER, MP2 High Performance, MD2-D500, MD2-D500 High Performance, MD3	8	59	59	59	59	1	1821 389
9-13-0 CRANKSHAFT VIBRATION DAMPER								
9-13-5	DAMPER	6	59	59	-	-	1	1738 531
	MD2	8	59	59	-	-	1	1947 235
	MP2 High Performance, MD2-D500, MD2-D500 High Performance, MD3	8	59	59	59	59	1	1859 359
9-13-23	KEY, Hub	6	59	59	-	-	1	52 570
9-15-0 CAMSHAFT								
9-15-1	CAMSHAFT	6	59	59	-	-	1	1530 199
	MD2 Taxi	8	59	59	-	-	1	*1947 016
	w/Power Package	8	59	-	-	-	1	1944 712
	MP2 High Performance, MD2-D500 High Performance, MD3-D500, MD3-D500 High Performance, MS1, MS2, MS3, w/High Performance, Adventurer, MC1 w/High Performance, MC3-300	8	59	59	59	59	1	*1855 188
	MD2	8	-	59	-	-	1	1945 535
	MD2-D500, MD3	8	-	59	59	59	1	1739 608
9-15-2	ECCENTRIC, MD2	8	59	59	-	-	1	1618 718
9-15-6	PLATE, Sprocket Hub Thrust	6	59	59	-	-	1	600 786
	MD2	8	59	59	-	-	1	1618 670
9-15-10	WASHER, Sprocket Retaining, MD2	8	59	59	-	-	1	1618 732
	MP2 w/High Performance, MD2-D500, MD2-D500 High Performance, MD3	8	59	59	59	59	1	1739 607
9-16-0 CAMSHAFT BEARING								
9-16-6	BEARING, No. 1, MS1 Taxi	6	59	59	59	-	1	632 465
	No. 2, MS1 Taxi	6	59	59	59	-	1	632 466
	No. 3, MS1 Taxi	6	59	59	59	-	1	632 467
	No. 1, MD2	8	59	59	-	-	1	1632 522
	No. 2, MD2	8	59	59	-	-	1	1632 523
	No. 3, MD2	8	59	59	-	-	1	1632 524
	No. 4, MD2	8	59	59	-	-	1	1632 525
	No. 5, MD2	8	59	59	-	-	1	1632 526
	No. 1, MP2 High Performance, MD2-D500, MD2-D500 High Performance, MD3	8	59	59	59	59	1	1821 771
	No. 2, MP2 High Performance, MD2-D500, MD2-D500 High Performance, MD3	8	59	59	59	59	1	1821 772
	No. 3, MP2 High Performance, MD2-D500, MD2-D500 High Performance, MD3	8	59	59	59	59	1	1821 773
	No. 4, MP2 High Performance, MD2-D500, MD2-D500 High Performance, MD3	8	59	59	59	59	1	1821 774
	No. 5, MP2 High Performance, MD2-D500, MD2-D500 High Performance, MD3	8	59	59	59	59	1	1821 775
9-16-17	PLUG, Rear Bearing, MD2	8	59	59	-	-	1	1821 722
	MP2 High Performance, MD2-D500, MD2-D500 High Performance, MD3	8	59	59	59	59	1	1852 177

★ Indicates use as required. Numerals in parentheses () refer to notes. Printed in U.S.A.
 ☐ Indicates parts not listed in any previous parts book. Prices and specifications subject to change without notice.
 * Indicates change or addition. Page 9-5 March 20, 1959 Supersedes Dec. 30, 1958.

1959 PASSENGER CAR PARTS LIST

ENGINE

CODE	PART NAME AND DESCRIPTION	NO. OF CYL.	PLYMOUTH	DODGE	DESOTO	CHRYSLER AND IMPERIAL	PER CAR	PART NUMBER
9-17-0 CAMSHAFT SPROCKET								
9-17-5	SPROCKET, Camshaft, UP TO	6	59 (1)	59 (1)	-	-	1	1630 052
	AFTER	6	59 (1)	59 (1)	-	-	1	1946 959
	MD2	8	59	59	-	-	1	1618 666
	MP2 High Performance, MD2-D500, MD2-D500 High Performance, MD3	8	59	59	59	59	1	1737 622
9-17-9	SCREW, MS1 Taxi	6	59	59	59	-	3	601 766
9-17-13	SPACER, Sprocket, MD2	8	59	59	-	-	1	1618 717
9-17-20	HUB, Sprocket	6	59	59	-	-	1	1489 998
9-19-0 CAMSHAFT SPROCKET OIL TUBE								
9-19-3	TUBE	6	59	59	-	-	1	600 787
9-20-0 TIMING CHAIN								
9-20-1	CHAIN, UP TO	6	59 (1)	59 (1)	-	-	1	1630 050
	AFTER	6	59 (1)	59 (1)	-	-	1	1946 957
	MD2	8	59	59	-	-	1	1618 736
	MP2 High Performance, MD2-D500, MD2-D500 High Performance, MD3	8	59	59	59	59	1	1737 620
9-20-8	TROUGH, Timing Chain Oil, MD2	8	59	59	-	-	1	1328 644
9-23-0 CHAIN CASE COVER								
9-23-5	COVER	6	59	59	-	-	1	1944 800
	MD2	8	59	59	-	-	1	1676 240
	MP2 High Performance, MD2-D500, MD2-D500 High Performance, MD3	8	59	59	59	59	1	1859 234
9-23-10	SCREW, w/WASHER	6	59	59	-	-	8	1343 212
	MD2	8	59	59	-	-	3	1672 550
	MP2 High Performance, MD2-D500, MD2-D500 High Performance, MD3	8	59	59	59	59	★	1407 234
9-23-12	WASHER, Bolt Nut	6	59	59	-	-	3	1123 372
9-23-17	GASKET	6	59	59	-	-	1	1122 450
	MD2	8	59	59	-	-	1	1618 685
	MD2-D500, MD2-D500 High Performance, MD3	8	-	59	59	59	1	1737 763
9-23-18	OIL SEAL	6	59	59	-	-	1	1551 061
	MD2	8	59	59	-	-	1	1618 683
	MP2 High Performance, MD2-D500, MD2-D500 High Performance, MD3	8	59	59	59	59	1	1737 771
9-23-21	GASKET, Oil Seal	6	59	59	-	-	1	1329 342
9-23-40	INDICATOR-Timing, MD2	8	59	59	-	-	1	1851 861
	w/Standard Trans. MD2	8	59	59	-	-	1	E1947 236
9-24-0 CHAIN CASE COVER PLATE								
9-24-5	PLATE, Chain Case Cover	6	59	59	-	-	1	1855 494
9-24-6	DOWEL	6	59	59	-	-	2	606 345
9-24-7	GASKET, Plate	6	59	59	-	-	1	695 441
9-31-0 CONNECTING ROD								
NOTE: Connecting Rod includes Bearing Cap, Bolt, Nut, Lockwasher and Bushing but does not include Bearing.								
9-31-4	ROD	6	59	59	-	-	6	1619 830
	MD2	8	59	59	-	-	8	1944 866
	MP2 High Performance, MD2-D500, MD2-D500 High Performance, MD3	8	59	59	59	-	8	1737 690
		8	-	-	-	59	8	1851 533
9-31-5	BOLT, Bearing Cap	6	59	59	-	-	12	868 921
	MD2	8	59	59	-	-	16	1944 865
	MP2 High Performance, MD2-D500, MD2-D500 High Performance, MD3	8	59	59	59	59	16	1737 694
9-31-7	NUT, Cap Bolt	6-8	59	59	59	59	★	1737 695
9-31-10	BUSHING	6	59	59	-	-	6	1328 790
	MD2	8	59	59	-	-	8	1618 701

NOTE 1: Engine No. M230-24390.

★ Indicates use as required.

Numerals in parentheses () refer to notes.

Printed in U.S.A.

⊠ Indicates parts not listed in any previous parts book.

Prices and specifications subject to change without notice.

May 25, 1959 Supersedes March 20, 1959.

Page 9-6

* Indicates change or addition.

CODE	PART NAME AND DESCRIPTION	NO. OF CYL.	PLYMOUTH	DODGE	DESOTO	CHRYSLER AND IMPERIAL	PER CAR	PART NUMBER
------	---------------------------	-------------	----------	-------	--------	-----------------------	---------	-------------

9-32-0 CONNECTING ROD BEARING PACKAGES

NOTE: When .001 thicker wall connecting rod bearings are used for engines in production an identification mark is stamped on the machined surface of the crankshaft center counterweight for six cylinder engines and No. 3 counterweight for V8 cylinder engines. When the thicker wall connecting rod bearings are used the crankshaft will be marked R1, R2, R3, R4 or R5 depending on which journal has the .001 thicker wall bearing.

NOTE: Connecting rod bearing packages consist of one upper and one lower bearing.

9-32-2	BEARING PACKAGE, Std.	6	59	59	-	-	6	1818 841
	.001 U/S	6	59	59	-	-	6	1818 842
	.002 U/S	6	59	59	-	-	6	1818 843
	.003 U/S	6	59	59	-	-	6	1818 844
	.010 U/S	6	59	59	-	-	6	1818 845
	.012 U/S	6	59	59	-	-	6	1818 846
	.020 U/S	6	59	59	-	-	6	1818 847
	.030 U/S	6	59	59	-	-	6	1818 848
	.040 U/S	6	59	59	-	-	6	1818 849
	Std., MD2	8	59	59	-	-	8	1879 617
	.001 U/S, MD2	8	59	59	-	-	8	1879 618
	.002 U/S, MD2	8	59	59	-	-	8	1879 619
	.003 U/S, MD2	8	59	59	-	-	8	1879 620
	.010 U/S, MD2	8	59	59	-	-	8	1879 621
	.012 U/S, MD2	8	59	59	-	-	8	1879 622
	Std., MP2 High Performance, MD2-D500, MD2-D500 High Performance, MD3	8	59	59	59	59	8	1818 698
	.001 U/S, MP2 High Performance, MD2-D500, MD2-D500 High Performance, MD3	8	59	59	59	59	8	1818 699
	.002 U/S, MP2 High Performance, MD2-D500, MD2-D500 High Performance, MD3	8	59	59	59	59	8	1818 700
	.003 U/S, MP2 High Performance, MD2-D500, MD2-D500 High Performance, MD3	8	59	59	59	59	8	1818 701
	.010 U/S, MP2 High Performance, MD2-D500, MD2-D500 High Performance, MD3	8	59	59	59	59	8	1818 702
	.012 U/S, MP2 High Performance, MD2-D500, MD2-D500 High Performance, MD3	8	59	59	59	59	8	1818 703
	Std. Grid Type, MD2-D500, MD3, MD3-D500	8	-	59	59	-	8	*1879 366
	.001 U/S Grid Type, MD2-D500, MD3, MD3-D500	8	-	59	59	-	8	*1879 367
	.002 U/S Grid Type, MD2-D500, MD3, MD3-D500	8	-	59	59	-	8	*1879 368
	.003 U/S Grid Type, MD2-D500, MD3, MD3-D500	8	-	59	59	-	8	*1879 369
	.010 U/S Grid Type, MD2-D500, MD3, MD3-D500	8	-	59	59	-	8	*1879 370
	.012 U/S Grid Type, MD2-D500, MD3, MD3-D500	8	-	59	59	-	8	*1879 371

9-34-0 PISTON, W/PIN

NOTE: The following pistons have pin and pin retaining rings.

9-34-5	PISTON, Std.	6	59	59	59	-	6	1241 622
	.005 O/S	6	59	59	59	-	6	1241 623
	.020 O/S	6	59	59	59	-	6	1241 624
	.030 O/S	6	59	59	59	-	6	1241 625
	.040 O/S	6	59	59	59	-	6	1241 626
	.060 O/S	6	59	59	59	-	6	1241 627
	Std., MD2 Taxi	8	59	59	-	-	8	*1843 004
	.005, O/S MD2 Taxi	8	59	59	-	-	8	*1843 005
	.020, O/S MD2 Taxi	8	59	59	-	-	8	*1843 006
	.040, O/S MD2 Taxi	8	59	59	-	-	8	*1843 007
	Std., MD2	8	-	59	-	-	8	1879 739
	.055 O/S, MD2	8	-	59	-	-	8	1879 740
	.020 O/S, MD2	8	-	59	-	-	8	1879 741
	Std., MP2 High Performance, MD3, MS1	8	59	59	59	-	8	1879 644

★ Indicates use as required.

☐ Indicates parts not listed in any previous parts book.

* Indicates change or addition.

Numerals in parentheses () refer to notes.

Printed in U.S.A.
Prices and specifications subject to change without notice.

1959 PASSENGER CAR PARTS LIST

ENGINE

CODE	PART NAME AND DESCRIPTION	NO. OF CYL.	PLYMOUTH	DODGE	DESOTO	CHRYSLER AND IMPERIAL	PER CAR	PART NUMBER
9-34-0 PISTON, W/PIN Cont'd								
9-34-5	PISTON - Cont'd							
	.005 O/S, MP2 High Performance, MD3, MS1.	8	59	59	59	-	8	1879 645
	.020 O/S, MP2 High Performance, MD3, MS1	8	59	59	59	-	8	1879 646
	.040 O/S, MP2 High Performance, MD3, MS1.	8	59	59	59	-	8	1879 647
	Std., MD2-D500, MD2-D500 High Performance, MD3-D500, MD3-D500 High Performance, MS1 w/High Performance, MS2, MS3	8	-	59	59	-	8	1879 333
	.005 O/S, MD2-D500, MD2-D500 High Performance, MD3-D500, MD3-D500 High Performance, MS1 w/High Performance, MS2, MS3	8	-	59	59	-	8	1879 334
	.020 O/S, MD2-D500, MD2-D500 High Performance, MD3-D500, MD3-D500 High Performance, MS1 w/High Performance, MS2, MS3	8	-	59	59	-	8	1879 335
	.040 O/S, MD2-D500, MD2-D500 High Performance, MD3-D500, MD3-D500 High Performance, MS1 w/High Performance, MS2, MS3	8	-	59	59	-	8	1879 336
	Std., MC1, MC2	8	-	-	-	59	8	1879 631
	.005 O/S, MC1, MC2	8	-	-	-	59	8	1879 632
	.020 O/S, MC1, MC2	8	-	-	-	59	8	1879 633
	.040 O/S, MC1, MC2	8	-	-	-	59	8	1879 634
	Std., MC3, MY1	8	-	-	-	59	8	1879 337
	.005 O/S, MC3, MY1	8	-	-	-	59	8	1879 338
	.020 O/S, MC3, MY1	8	-	-	-	59	8	1879 339
	.040 O/S, MC3, MY1	8	-	-	-	59	8	1879 340
	Std., L. C. Export	8	59	-	-	-	8	1843 316
	.005 O/S, L. C. Export	8	59	-	-	-	8	1843 317
	.020 O/S, L. C. Export	8	59	-	-	-	8	1843 318
	Std., L. C. Export, MD2	8	-	59	-	-	8	1879 742
	.005 O/S, L. C. Export, MD2	8	-	59	-	-	8	1879 743
	.020 O/S, L. C. Export, MD2	8	-	59	-	-	8	1879 744
	Std., L. C. Export, MD3, MS1	8	-	59	59	-	8	1879 641
	.005 O/S, L. C. Export, MD3, MS1	8	-	59	59	-	8	1879 642
	.020 O/S, L. C. Export, MD3, MS1	8	-	59	59	-	8	1879 643
	Std., L. C. Export, MS2, MS3	8	-	-	59	-	8	1879 648
	.005 O/S, L. C. Export, MS2, MS3	8	-	-	59	-	8	1879 649
	.020 O/S, L. C. Export, MS2, MS3	8	-	-	59	-	8	1879 650
	Std., L. C. Export, MC1, MC2	8	-	-	-	59	8	1879 635
	.005 O/S, L. C. Export, MC1, MC2	8	-	-	-	59	8	1879 636
	.020 O/S, L. C. Export, MC1, MC2	8	-	-	-	59	8	1879 637
	Std., L. C. Export, MC3, MY1	8	-	-	-	59	8	1879 638
	.005 O/S, L. C. Export, MC3, MY1	8	-	-	-	59	8	1879 639
	.020 O/S, L. C. Export, MC3, MY1	8	-	-	-	59	8	1879 640
9-34-6	PISTONS, Semi-Finished, Std., to .023 O/S . .	6	59	59	-	-	6	1241 628
	.025 to .060 O/S	6	59	59	-	-	6	1241 629

9-35-0 PISTON RING SETS

NOTE: The following Multi-Purpose Piston Ring Sets are for use in cylinders with taper wear and also for use in new or rebored cylinders.

9-35-1	SET, Multi-Purpose, Std., to .009 O/S	6	59	59	59	-	1	1653 371
	.020 to .029 O/S	6	59	59	59	-	1	1653 372
	.030 to .039 O/S	6	59	59	59	-	1	1843 373
	.040 to .049 O/S	6	59	59	59	-	1	1653 373
	.060 O/S	6	59	59	59	-	1	1653 374
	Std., MD2 Taxi	8	59	59	-	-	1	*1752 588
	.020, O/S MD2 Taxi	8	59	59	-	-	1	*1752 589
	.040, O/S MD2 Taxi	8	59	59	-	-	1	*1752 590
	Std. to .009 O/S, MP2 High Performance, MD3, MS1	8	59	59	59	-	1	1843 330

★ Indicates use as required.

Numerals in parentheses () refer to notes.

Printed in U.S.A.

☐ Indicates parts not listed in any previous parts book.

Prices and specifications subject to change without notice.

March 20, 1959 Supersedes Dec. 30, 1958.

* Indicates change or addition.

CODE	PART NAME AND DESCRIPTION	NO. OF CYL.	PLYMOUTH	DODGE	DESOTO	CHRYSLER AND IMPERIAL	PER CAR	PART NUMBER
9-35-0 PISTON RING SETS Cont'd								
9-35-1	SET - Cont'd							
	.020 to .029 O/S, MP2 High Performance, MD3, MS1	8	59	59	59	-	1	1843 331
	.040 to .049 O/S, MP2 High Performance, MD3, MS1	8	59	59	59	-	1	1843 332
	Std. to .009 O/S, MD2	8	-	59	-	-	1	1752 590
	.020 to .029 O/S, MD2	8	-	59	-	-	1	1881 615
	Std. to .009 O/S, MD2-D500, MD2-D500 High Performance, MD3-D500, MD3-D500 High Performance, MS1 w/High Performance, MS2, MS3	8	-	59	59	-	1	*1881 693
	.020 to .029 O/S, MD2-D500, MD2-D500 High Performance, MD3-D500, MD3-D500 High Performance, MS1 w/High Performance, MS2, MS3	8	-	59	59	-	1	*1881 694
	.040 to .049 O/S, MD2-D500, MD2-D500 High Performance, MD3-D500, MD3-D500 High Performance, MS1 w/High Performance, MS2, MS3	8	-	59	59	-	1	*1881 695
	Std. to .009 O/S, MC1, MC2	8	-	-	-	59	1	1881 696
	.020 to .029 O/S, MC1, MC2	8	-	-	-	59	1	1881 697
	.040 to .049 O/S, MC1, MC2	8	-	-	-	59	1	1881 698
	Std. to .009 O/S, MC3, MY1	8	-	-	-	59	1	1881 699
	.020 to .029 O/S, MC3, MY1	8	-	-	-	59	1	1881 700
	.040 to .049 O/S, MC3, MY1	8	-	-	-	59	1	1881 701
9-36-0 PISTON PIN								
9-36-5	PIN, Std.	6	59	59	-	-	6	320 031
	.0006 O/S	6	59	59	-	-	6	956 561
	.003 O/S	6	59	59	-	-	6	208 483
	.008 O/S	6	59	59	-	-	6	208 485
	Std., MD2	8	59	59	-	-	8	1618 738
	.003 O/S, MD2	8	59	59	-	-	8	1618 739
	.008 O/S, MD2	8	59	59	-	-	8	1618 740
9-36-7	RING, Retaining	6	59	59	-	-	12	200 434
	MD2	8	59	59	-	-	16	1324 470
9-39-0 VALVE								
9-39-1	GASKET PACKAGE, Valve Grinding	6	59	59	-	-	1	1325 976
	Steel Cylinder Head Gasket, MD2	8	59	59	-	-	1	*1752 444
	Thincore Cylinder Head Gasket, MD2	8	59	59	-	-	1	E2084 226
	MP2 High Performance, MD2-D500, MD2-D500 High Performance, MD3	8	59	59	59	-	1	1879 703
		8	-	-	-	59	1	1879 704
9-39-5	VALVE, Intake, MS1 Taxi	6	59	59	-	-	6	1109 911
	Std., MD2	8	59	59	-	-	8	1821 238
	.005 O/S, MD2	8	59	59	-	-	8	1821 349
	.015 O/S, MD2	8	59	59	-	-	8	1821 350
	.030 O/S, MD2	8	59	59	-	-	8	1821 351
	Std., MP2 High Performance, MD3, MS1, MC1, MC2	8	59	59	59	59	8	1858 557
	.005 O/S, MP2 High Performance, MD3, MS1, MC1, MC2	8	59	59	59	59	8	1858 558
	.015 O/S, MP2 High Performance, MD3, MS1, MC1, MC2	8	59	59	59	59	8	1858 559
	.030 O/S, MP2 High Performance, MD3, MS1, MC1, MC2	8	59	59	59	59	8	1858 560
	Std., MD2-D500, MD2-D500 High Performance, MD3-D500, MD3-D500 High Performance, MS1 w/Power Package, MS2, MS3, MC3, MY1	8	-	59	59	59	8	1851 767
	.005 O/S, MD2-D500, MD2-D500 High Performance, MD3-D500, MD3-D500 High Performance, MS1 w/Power Package, MS2, MS3, MC3, MY1	8	-	59	59	59	8	1851 768

* Indicates use as required.

Numerals in parentheses () refer to notes.

Printed in U.S.A.

□ Indicates parts not listed in any previous parts book.

Prices and specifications subject to change without notice.

* Indicates change or addition.

1959 PASSENGER CAR PARTS LIST

ENGINE

CODE	PART NAME AND DESCRIPTION	NO. OF CYL.	PLYMOUTH	DODGE	DESOTO	CHRYSLER AND IMPERIAL	PER CAR	PART NUMBER
9-39-0 VALVE Cont'd								
9-39-5	VALVE - Cont'd .015 O/S, MD2-D500, MD2-D500 High Performance, MD3-D500, MD3-D500 High Performance, MS1 w/Power Package, MS2, MS3, MC3, MY1	8	-	59	59	59	8	1851 769
	.030 O/S, MD2-D500, MD2-D500 High Performance, MD3-D500, MD3-D500 High Performance, MS1 w/Power Package, MS2, MS3, MC3, MY1	8	-	59	59	59	8	1851 770
9-39-6	VALVE, Exhaust	6	59	59	-	-	6	1852 247
	Std., MD2	8	59	59	-	-	8	1852 248
	.005 O/S, MD2	8	59	59	-	-	8	1637 563
	.015 O/S, MD2	8	59	59	-	-	8	1637 564
	.030 O/S, MD2	8	59	59	-	-	8	1637 565
	Std., MP2 High Performance, MD2-D500, MD2-D500 High Performance, MD3	8	59	59	59	59	8	1737 698
	.005 O/S, MP2 High Performance, MD2-D500, MD2-D500 High Performance, MD3	8	59	59	59	59	8	1739 612
	.015 O/S, MP2 High Performance, MD2-D500, MD2-D500 High Performance, MD3	8	59	59	59	59	8	1739 613
	.030 O/S, MP2 High Performance, MD2-D500, MD2-D500 High Performance, MD3	8	59	59	59	59	8	1739 614
9-39-9	SEAT, Exhaust Valve, Std., UP TO	6	59 (1)	59 (1)	-	-	6	* 868 888
	Std., AFTER	6	59 (1)	59 (1)	-	-	6	*1828 240
	.010 O/S	6	59	59	-	-	6	868 889
9-39-10	GUIDE, Valve	6	59	59	-	-	12	1124 959
9-39-14	SHIELD, Intake Valve Stem Oil, MD2	8	59	59	-	-	8	1630 241
	MP2 High Performance, MD3	8	59	59	59	59	8	1858 782
9-39-15	SPRING	6	59	59	-	-	12	869 073
	MD2	8	59	59	-	-	16	1739 534
	MD3	8	-	59	59	59	16	1944 854
	w/DAMPER, MP2 High Performance, MD3-D500, MD3-D500 High Performance, Adventurer, MS1, MS2, MS3 w/High Performance, MC1 w/High Performance, MC3-300	8	59	59	59	59	16	1855 042
9-39-16	RETAINER, Spring	6	59	59	-	-	12	1313 268
		8	59	59	59	59	16	1619 636
9-39-17	LOCK, Valve Spring Retainer	6	59	59	-	-	24	395 931
	Intake	8	59	59	59	59	16	381 875
	Exhaust	8	59	59	59	59	16	1614 666
9-39-21	SPACER, Spring, MD2	8	59	59	-	-	16	1639 947
	MD3	8	-	59	59	59	16	1859 144
9-40-0 VALVE SPRING COVER OR VALVE TAPPET COVER								
9-40-1	GASKET SET	6	59	59	-	-	1	980 583
9-40-3	COVER, Valve Spring	6	59	59	-	-	2	600 881
9-40-12	SCREW	6	59	59	-	-	4	693 958
9-40-18	BAFFLE, Tappet Chamber	6	59	59	-	-	1	1634 269
	Chamber	6	59	59	-	-	1	1634 270
9-41-0 VALVE TAPPET								
9-41-1	SILENCER PACKAGE, Tappet Chamber, MP2 High Performance, MD2-D500, MD2-D500 High Performance, MD3, MC2, MC3, MY1	8	59	59	59	59	1	1879 747
9-41-4	TAPPET, Std.	6	59	59	-	-	6	866 891
	.001 O/S	6	59	59	-	-	6	866 892
	.008 O/S	6	59	59	-	-	6	1123 383
	.030 O/S	6	59	59	-	-	6	1123 384
	Std.	8	59	-	-	-	16	1614 730
	.001 O/S	8	59	-	-	-	16	1614 731
	.008 O/S	8	59	-	-	-	16	1614 732
	.030 O/S	8	59	-	-	-	16	1614 733

NOTE 1: Engine No. M230-39535.

★ Indicates use as required. Numerals in parentheses () refer to notes. Printed in U.S.A.
 ☐ Indicates parts not listed in any previous parts book. Prices and specifications subject to change without notice.
 May 25, 1959 Supersedes March 20, 1959. Page 9-10 * Indicates change or addition.

CODE	PART NAME AND DESCRIPTION	NO. OF CYL.	PLYMOUTH	DODGE	DESOTO	CHRYSLER AND IMPERIAL	PER CAR	PART NUMBER
9-41-0 VALVE TAPPET Cont'd								
9-41-4	TAPPET - Cont'd							
	Std., MP2 High Performance, MD3	8	59	59	59	59	16	1851 904
	.001 O/S, MP2 High Performance, MD3	8	59	59	59	59	16	1851 905
	.008 O/S, MP2 High Performance, MD3	8	59	59	59	59	16	1851 906
	.030 O/S, MP2 High Performance, MD3	8	59	59	59	59	16	1851 907
	Std., MD2	8	-	59	-	-	16	2084 033
	.001 O/S, MD2	8	-	59	-	-	16	1852 553
	.008 O/S, MD2	8	-	59	-	-	16	2084 035
	.030 O/S, MD2	8	-	59	-	-	16	2084 036
9-41-5	SCREW, Adjusting	6	59	59	-	-	12	681 544
9-41-12	RETAINER, Valve Tappet Plunger, MP2 High Performance	8	59	59	59	59	16	1489 340
9-42-0 VALVE PUSH ROD								
9-42-1	ROD, Valve Push	8	59	-	-	-	16	1637 721
	MD2	8	-	59	-	-	16	1639 950
	MP2 High Performance, MD2-D500, MD2-D500 High Performance, MD3	8	59	59	59	-	16	1737 757
		8	-	-	-	59	16	1851 669
9-43-0 VALVE ROCKER								
9-43-1	ROCKER, Intake Valve, MD2 UP TO	8	59 (1)	59 (1)	-	-	8	*1632 131
	Intake Valve AFTER	8	59 (2)	-	-	-	8	E1947 503
	Intake Valve, MD2 AFTER	8	-	59 (3)	-	-	8	E1945 416
	ROCKER, Exhaust Valve, MD2 UP TO	8	59 (1)	59 (1)	-	-	8	*1632 132
	Exhaust Valve AFTER	8	59 (2)	-	-	-	8	E1947 504
	Exhaust Valve, MD2 AFTER	8	-	59 (3)	-	-	8	E1945 419
	Right, MP2 High Performance, MD2-D500, MD2-D500 High Performance, MD3	8	59	59	59	59	8	1737 646
	Left, MP2 High Performance, MD2-D500, MD2-D500 High Performance, MD3	8	59	59	59	59	8	1737 645
9-43-3	SCREW, Adjusting, MD2 UP TO	8	59 (1)	59 (1)	-	-	16	*1632 217
	AFTER	8	59 (2)	-	-	-	16	E1855 238
9-43-5	SPACER, MP2 High Performance, MD2-D500, MD2-D500 High Performance, MD3	8	59	59	59	59	8	1737 756
9-43-9	SHAFT, MD2	8	59	59	-	-	2	1618 671
	MP2 High Performance, MD2-D500, MD2-D500 High Performance, MD3	8	59	59	59	59	2	1821 393
9-43-10	BRACKET, Shaft, End and Center, MP2 High Performance, MD2-D500, MD2-D500 High Performance, MD3	8	59	59	59	59	6	1739 594
	Intermediate, MP2 High Performance, MD2-D500, MD2-D500 High Performance, MD3	8	59	59	59	59	4	1739 595
9-43-14	SPRING, Shaft, MD2	8	59	59	-	-	8	1632 106
9-43-19	PLUG, Shaft, MD3	8	-	59	59	59	4	1324 268
9-43-23	WASHER, Shaft Bracket Screw, MP2 High Performance, MD2-D500, MD2-D500 High Performance, MD3	8	59	59	59	59	10	1536 242
9-43-26	SCREW, Shaft Bracket Locating, MD2	8	59	59	-	-	2	1670 476
9-45-0 FLYWHEEL								
9-45-1	FLYWHEEL	6-8	59	59	59	-	1	1730 431
	11" Clutch, MP2 High Performance, MD3, MS1	8	59	59	59	-	1	1735 925
9-45-2	GEAR, Flywheel or Torque Converter Ring	6-8	59	59	59	59	1	1673 646
9-45-6	BOLT, MS1	6-8	59	59	59	-	6	1557 704
9-45-7	NUT, Bolt, MS1	6-8	59	59	59	-	★	675 594

NOTE 1: MP2 Engine No. MP8-98571, MD2 Engine No. DMP8-5500.

NOTE 2: MP2 Engine No. MP8-98571.

NOTE 3: MD2 Engine No. DMP8-5500.

★ Indicates use as required.

Numerals in parentheses () refer to notes.

Printed in U.S.A.

E Indicates parts not listed in any previous parts book.

Prices and specifications subject to change without notice.

* Indicates change or addition.

Page 9-11

May 25, 1959 Supersedes March 20, 1959.

1959 PASSENGER CAR PARTS LIST

ENGINE

CODE	PART NAME AND DESCRIPTION	NO. OF CYL.	PLYMOUTH	DODGE	DESOTO	CHRYSLER AND IMPERIAL	PER CAR	PART NUMBER
9-46-0 TORQUE CONVERTER								
9-46-4	TORQUE CONVERTER	6	59	59	-	-	1	1787 550
	MD2	8	59	59	-	-	1	1823 934
	MP2 High Performance, MD2-D500, MD3	8	59	59	59	59	1	1731 860
9-46-9	DOWEL, Cylinder Block to Torque Converter Housing, MD3, MS2, MS3	8	-	59	59	59	2	1122 532
	RHD., MS1	8	59	-	59	-	2	1122 532
9-46-10	STUD, Torque Converter Drive Flange to Crankshaft	6-8	59	59	59	59	8	1061 157
9-46-11	NUT, Torque Converter to Crankshaft Stud	8	59	59	59	59	8	675 594
9-46-27	TUBE, Transmission Oil Cooler Inlet, MC3, MY1	8	-	-	-	59	1	861 846
9-46-31	OIL COOLER, Radiator Core, MC1	8	-	-	59	59	1	1754 877
	MC2	8	-	-	-	59	1	1903 420
9-46-33	BRACKET, Oil Cooler Tube	8	59	59	59	59	1	*1736 339
	UP TO	6	59 (1)	59 (1)	-	-	1	*1736 339
	AFTER	6	59 (1)	59 (1)	-	-	1	E1949 176
9-46-34	CLIP, Oil Cooler Tube Bracket	6-8	59	59	59	59	1	1736 421
9-46-39	SEAL, Transmission Front Oil Pump Drive Sleeve, MD2, MS1	8	59	59	59	-	1	1630 809
9-46-42	NUT, Transmission Oil Cooler Outlet Tube Flared, MD1	6-8	59	59	-	-	1	1941 667
9-46-90	HOUSING, MD2	6-8	59	59	-	-	1	1824 334
	MP2 High Performance, MD2-D500, MD2-D500 High Performance, MD3	8	59	59	59	59	1	1736 436
9-46-92	BRACKET, Housing Adapter Plate, Right	6	59	59	-	-	1	1674 576
	Left	6	59	59	-	-	1	1854 303
9-46-93	COVER, Housing, MD2	6-8	59	59	-	-	1	1854 314
	MP2 High Performance, MD2-D500, MD3	8	59	59	59	59	1	1823 548
9-46-107	SCREW, w/WASHER, Torque Converter Housing to Cylinder Block, MD2, MS1	6-8	59	59	59	-	1	1854 523
	Cylinder Block to Torque Converter Housing, MP2 High Performance, MD2-D500, MD2-D500 High Performance, MD3	8	59	59	59	59	2	6012 042
9-46-124	VALVE, Transmission Torque Converter Control, MD2, MS1	6-8	59	59	59	-	1	1630 811
9-46-130	OIL SEAL, Impeller Hub	6-8	59	59	59	59	1	1408 143
	Taxi Cabs, Police Cars and for Extreme Useage	6-8	59	59	59	59	1	1738 263
9-46-137	PAN, Housing, MD2, MS1	6-8	59	59	59	-	1	1853 736
9-46-229	SPRING, Overrunning Clutch Roller	6-8	59	59	59	59	8	1539 546
9-48-0 MANIFOLD								
9-48-6	MANIFOLD, Exhaust, w/Heat Control VALVE, Right, MD2	6	59	59	-	-	1	1400 489
	Right, Adventurer, MS1 w/High Performance, MC3-300	8	-	-	59	59	1	1852 599
	Right, MP2 High Performance, MD2-D500, MD2-D500 High Performance, MD3 UP TO	8	59 (2)	59 (2)	59 (2)	59 (2)	1	*1739 597
	Right, MP2 High Performance, MD2-D500, MD2-D500 High Performance, MD3 AFTER	8	59 (2)	59 (2)	59 (2)	59 (2)	1	E1946 969
	Right, w/Air Conditioning, MP2 High Performance, MD2-D500, MD3, MS1, MC1	8	59	59	59	59	1	1854 990
	Left, MD2	8	59	59	-	-	1	1618 650
	Left, MP2 High Performance, MD2-D500, MD2-D500 High Performance, MD3	8	59	59	59	59	1	1739 600
9-48-7	MANIFOLD, Intake	6	59	59	-	-	1	1550 844
	MD2	8	59	59	-	-	1	1638 242
	w/Power Package	8	59	-	-	-	1	1851 762
	MD2-D500 High Performance, MD3-D500 High Performance, Adventurer	8	-	59	59	-	1	1854 852
	MD3-L, MD3-M, MS1, MS2	8	-	59	59	-	1	1737 707
	MP2 High Performance, MD2-D500, MD3-H, MS1, MS2, w/Power Package, MS3	8	59	59	59	-	1	1859 300

NOTE 1: Engine No. M-230-17559.

NOTE 2: Engine Nos. ML-361-47334, ML-383-17927, MR-383-20106, MR413-47334.

★ Indicates use as required.

Numerals in parentheses () refer to notes.

Printed in U.S.A.

⊔ Indicates parts not listed in any previous parts book.

Prices and specifications subject to change without notice.

May 25, 1959 Supersedes March 20, 1959.

Page 9-12

* Indicates change or addition.

CODE	PART NAME AND DESCRIPTION	NO. OF CYL.	PLYMOUTH	DODGE	DESOTO	CHRYSLER AND IMPERIAL	PER CAR	PART NUMBER
9-48-0 MANIFOLD Cont'd								
9-48-7	MANIFOLD - Cont'd w/Air Condition, MS2	8	-	-	59	-	1	1859 299
	MC1	8	-	-	-	59	1	1851 899
	MC2, MC3, MY1	8	-	-	-	59	1	1858 623
	MC1 w/High Performance, MC3-300	8	-	-	-	59	1	1854 817
9-48-8	CONNECTOR, Vacuum Control	6-8	59	59	59	59	1	1858 955
	MD2	8	-	59	-	-	1	1944 885
9-48-16	STUD, Exhaust Manifold	6	59	59	-	-	4	623 369
9-48-27	REINFORCEMENT, Intake Manifold Gasket End, MP2 High Performance, MD2-D500, MD2-D500 High Performance, MD3	8	59	59	59	-	2	1859 332
		8	-	-	-	59	2	1851 665
9-48-33	SCREW, Intake to Exhaust Manifold	6	59	59	-	-	4	317 942
	Intake Manifold and Ground Terminal, MP2 High Performance, MD3	8	59	59	59	59	1	1855 423
9-48-40	SCREW, Intake Manifold, MD2	8	59	59	-	-	8	1859 465
	MD2	8	59	59	-	-	8	1859 466
	w/Air Conditioning	8	59	-	-	-	1	1821 174
	w/Air Conditioning, MD2	8	59	59	-	-	1	1821 178
9-48-43	STUD, Exhaust Manifold	6	59	59	-	-	4	623 369
	STUD, Manifold	6	59	59	-	-	7	51 561
	Exhaust Manifold, MD2	8	59	59	-	-	★	1613 782
9-48-44	NUT, Exhaust Manifold Stud	6	59	59	-	-	4	623 370
9-48-45	WASHER, Manifold Clamp	6	59	59	-	-	4	567 331
	WASHER, Exhaust Manifold Stud Nut	6	59	59	-	-	4	623 368
9-48-56	SHIELD, Intake Manifold Heat, MD2	8	59	59	-	-	1	1619 627
9-48-125	COVER, Exhaust Manifold Heat Tube	6	59	59	-	-	1	1325 851
	Exhaust Manifold to Carburetor Heat Tube, MD2-D500, MD2-D500 High Performance, MD3-D500 High Performance, MS1, MS2, MS3 w/High Performance, Adventurer, MC1 w/High Performance, MC3-300	8	59	59	59	59	★	1484 356
9-48-126	TUBE, Exhaust Manifold Heat, MD2-D500, MD2-D500 High Performance, Adventurer, MC1 w/High Performance, MC3-300	8	-	59	59	59	1	1325 850
9-48-127	TUBE, Exhaust Manifold to Carburetor Heat	6	59	59	-	-	1	861 574
9-48-134	ADAPTER, Intake Manifold Heat Tube, Fury	8	59	-	-	-	1	1329 350
9-48-138	SHIELD, Heat Tube Splash, MD2-D500 High Performance, MD3-D500 High Performance, Adventurer, MC1 w/High Performance, MC3-300	8	-	59	59	59	1	1854 853
9-50-0 MANIFOLD GASKETS								
9-50-1	GASKET SET	6	59	59	-	-	1	780 460
9-50-2	GASKET, Intake and Exhaust Manifold (one piece type)	6	59	59	-	-	1	854 395
9-50-3	GASKET, Intake to Exhaust Manifold	6	59	59	-	-	1	601 420
9-50-5	GASKET, Exhaust Manifold, Right, MD2	8	59	59	-	-	1	1639 194
	Left, MD2	8	59	59	-	-	1	1670 508
9-50-6	GASKET, Intake Manifold, MD2	8	59	59	-	-	2	1828 052
	Intake Manifold, Front, MD2	8	59	59	-	-	1	1637 570
	Intake Manifold, Rear, MD2	8	59	59	-	-	1	1637 571
	MP2 High Performance, MD2-D500, MD2- D500 High Performance, MD3, MS1	8	59	59	59	-	2	1737 709
	MS2, MS3	8	-	-	59	-	1	1737 709
		8	-	-	-	59	1	1851 664
9-58-0 MANIFOLD HEAT CONTROL VALVE THERMOSTAT								
9-58-1	PACKAGE, Manifold Heat Control	6	59	59	-	-	1	1752 418
9-58-5	THERMOSTAT	6-8	59	59	59	59	1	960 003
9-58-10	SPACER	6	59	59	-	-	1	644 876
9-58-12	SHIELD	6	59	59	-	-	1	1670 514
		8	59	59	59	59	1	1670 515

★ Indicates use as required.

☐ Indicates parts not listed in any previous parts book.

* Indicates change or addition.

Numerals in parentheses () refer to notes.

Prices and specifications subject to change without notice.

Printed in U.S.A.

1959 PASSENGER CAR PARTS LIST

ENGINE

CODE	PART NAME AND DESCRIPTION	NO. OF CYL.	PLYMOUTH	DODGE	DESOTO	CHRYSLER AND IMPERIAL	PER CAR	PART NUMBER
9-58-0 MANIFOLD HEAT CONTROL VALVE THERMOSTAT - Cont'd								
9-58-13	BOLT, Manifold Heat Control Thermostat Shield Clamp	6-8	59	59	59	59	1	1736 012
9-58-14	LOCK, Manifold Heat Control Valve Stop	6	59	59	-	-	1	1409 594
	LOCK, Manifold Heat Control Thermostat Shield	6-8	59	59	59	59	1	1409 594
9-59-0 MANIFOLD HEAT CONTROL VALVE								
9-59-5	SHAFT, Manifold Heat Control Valve	6	59	59	-	-	1	604 505
9-59-6	BUSHING, Manifold Heat Control Valve Shaft	6	59	59	-	-	2	651 251
9-59-8	PLATE, Manifold Heat Control Valve	6	59	59	-	-	1	604 504
9-59-13	SPRING, Manifold Heat Control Valve	8	59	59	59	59	1	1558 897
9-59-15	PIN, Spring	8	59	59	59	59	1	1639 597
9-62-0 MANIFOLD HEAT CONTROL VALVE STOP								
9-62-1	STOP	6-8	59	59	59	59	1	683 057
9-62-2	STUD, Manifold Heat Control Valve Stop	6	59	59	-	-	1	852 271
9-62-6	LOCK, Manifold Heat Control Thermostat Shield	6-8	59	59	59	59	1	1409 594
9-64-0 ENGINE FRONT SUPPORT								
9-64-24	BRACKET, Frame Engine Front Support, Right	6	59	59	-	-	1	1730 644
	Left	6	59	59	-	-	1	1730 645
	BRACKET, Engine Front Support Insulator, Right, MD2	8	59	59	-	-	1	1828 233
	Left, MD2	8	59	59	-	-	1	1828 234
	Right, MP2 High Performance, MD2-D500, MD2-D500 High Performance, MD3, MS1, MC1	8	59	59	59	59	1	1737 732
	Left, MP2 High Performance, MD2-D500, MD2-D500 High Performance, MD3, MS1, MC1	8	59	59	59	59	1	1737 735
	Right, MS2, MS3, MC2, MC3	8	-	-	59	59	1	1821 675
	Left, MS2, MS3, MC2, MC3	8	-	-	59	59	1	1821 676
	Right, MY1	8	-	-	-	59	1	1858 752
	Left, MY1	8	-	-	-	59	1	1858 753
9-67-0 ENGINE FRONT SUPPORT INSULATOR								
9-67-4	INSULATOR	6	59	59	-	-	2	1675 995
	w/BOLT, MD2, MC1	8	59	59	-	59	2	1828 237
	w/BOLT, MP2 High Performance, MD3	8	59	59	59	-	2	1944 724
	w/BOLT, MD2-D500, MD2-D500 High Performance, MC2, MC3, MY1	8	-	59	-	59	2	1828 247
9-67-23	WASHER, Plate or Insulator Bolt Nut	6-8	59	59	59	59	2	1827 633
9-69-0 FRAME ENGINE REAR SUPPORT CROSSMEMBER								
9-69-4	CROSSMEMBER, except Cv.Cp., MS1, MC1	6-8	59	59	59	59	1	1735 134
	Except Cv.Cp., MS2, MS3, MC2, MC3	8	-	-	59	59	1	1735 133
	Cv.Cp., MS1, MC1	8	59	59	59	59	1	1730 735
	Cv.Cp., MY1	8	-	-	-	59	1	1940 304
9-69-6	BRACKET, Frame Engine Rear Support Crossmember, Right, Cv.Cp., MY1	8	-	-	-	59	1	1940 300
	Left, Cv.Cp., MY1	8	-	-	-	59	1	1940 301
9-71-0 ENGINE REAR SUPPORT INSULATOR								
9-71-5	INSULATOR	6	59	59	-	-	1	1739 090
	Except MY1, Cv.Cp.	8	59	59	59	59	1	1734 529
	MY1, Cv.Cp.	8	-	-	-	59	1	1533 850

★ Indicates use as required.

Numerals in parentheses () refer to notes.

Printed in U.S.A.

⊠ Indicates parts not listed in any previous parts book.

Prices and specifications subject to change without notice.

May 25, 1959 Supersedes March 20, 1959.

* Indicates change or addition.