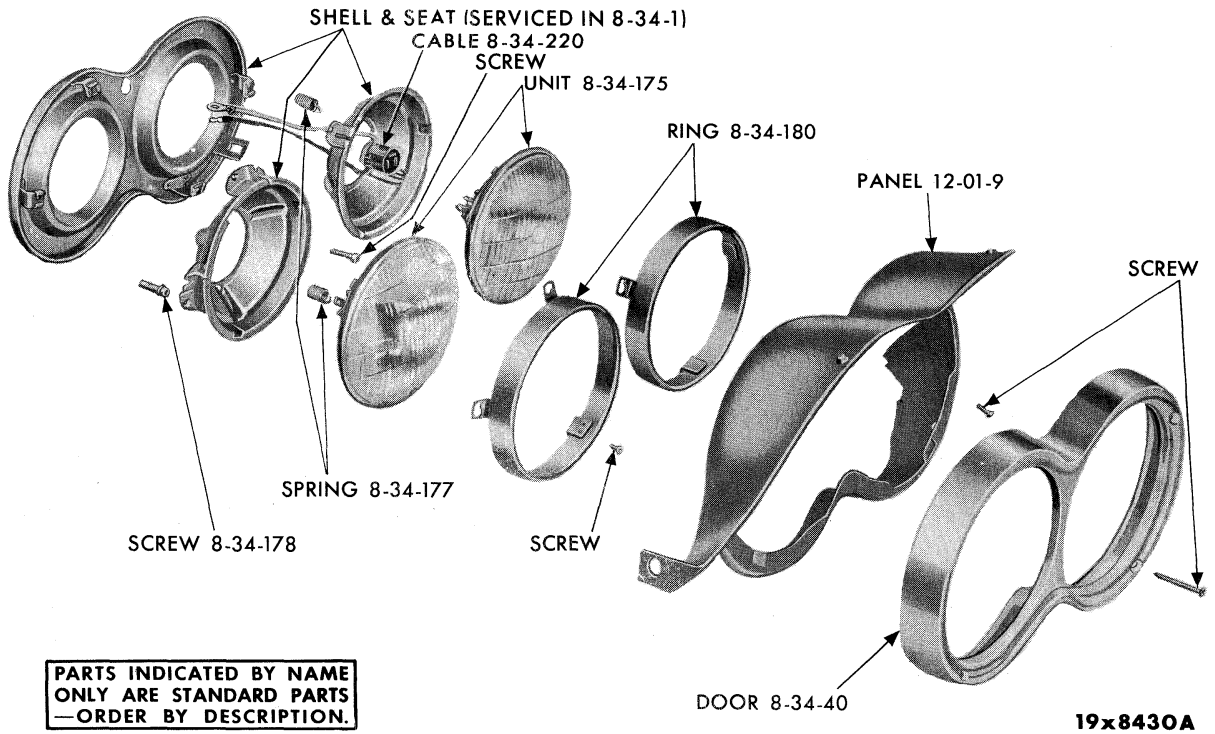
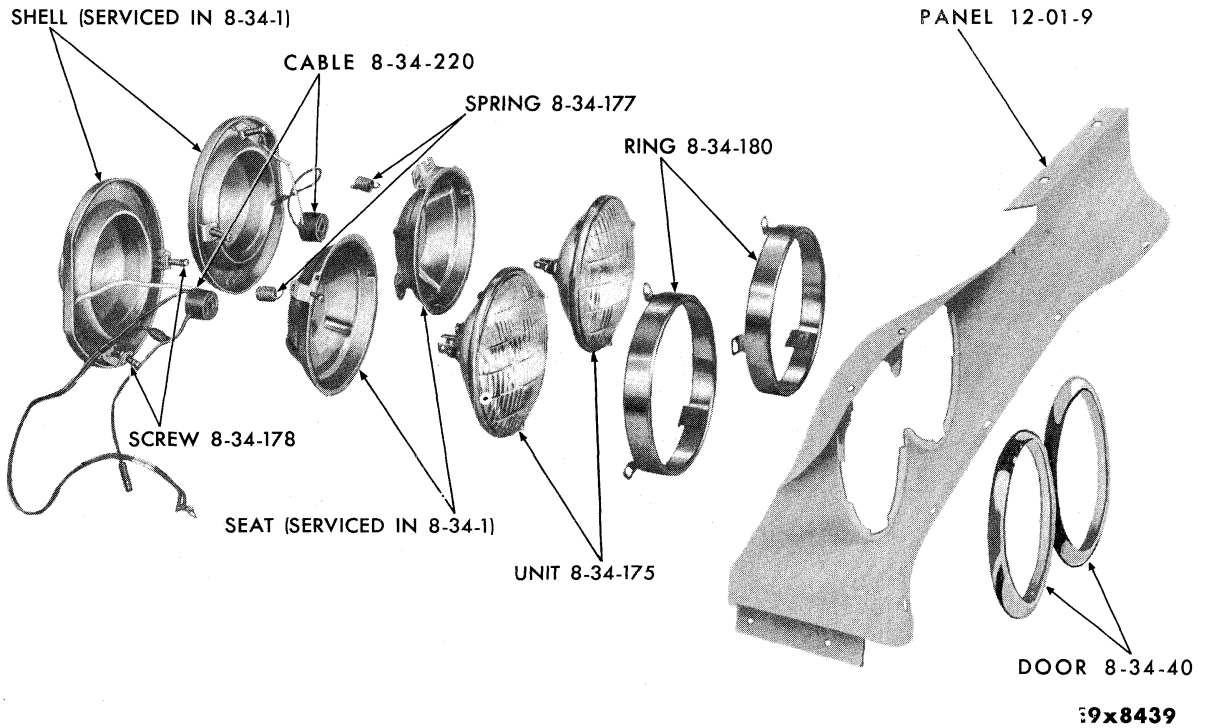


1959 PASSENGER CAR PARTS LIST

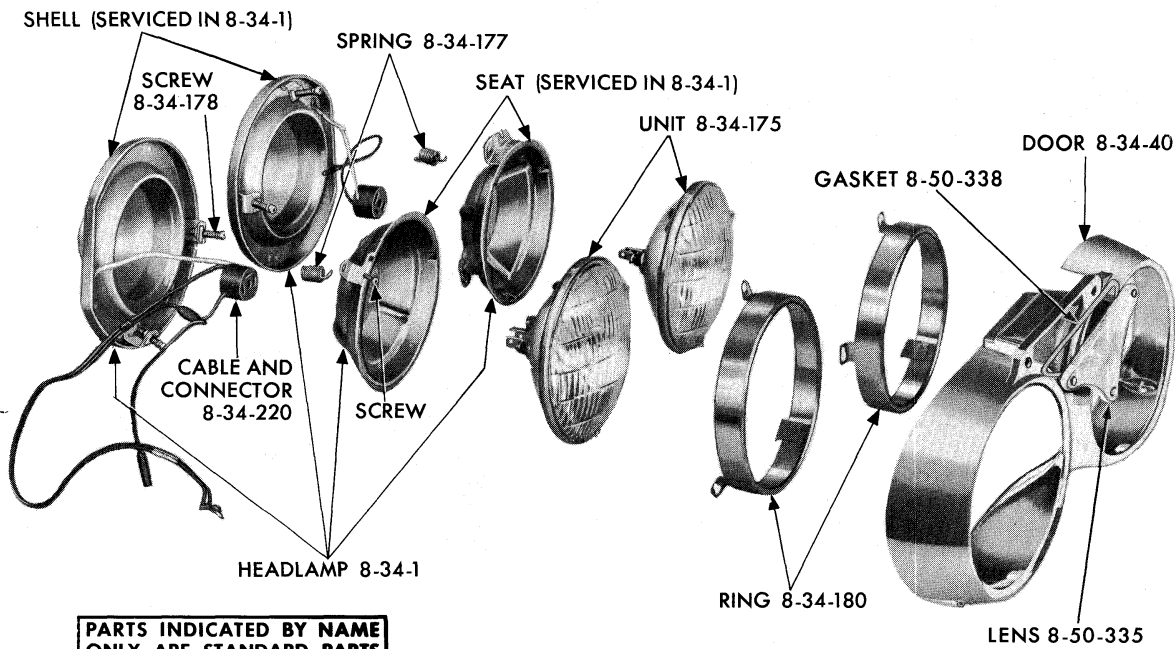
GROUP 8 - ELECTRICAL



HEADLAMPS - PLYMOUTH MP1-2

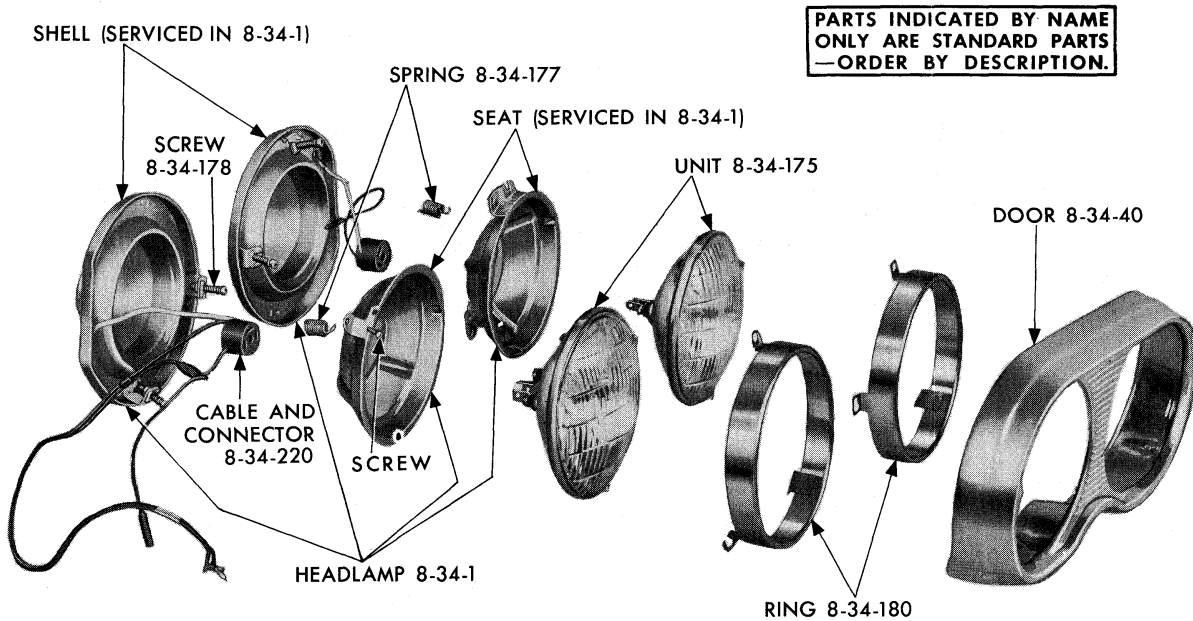


HEADLAMPS - DODGE MD1-2-3



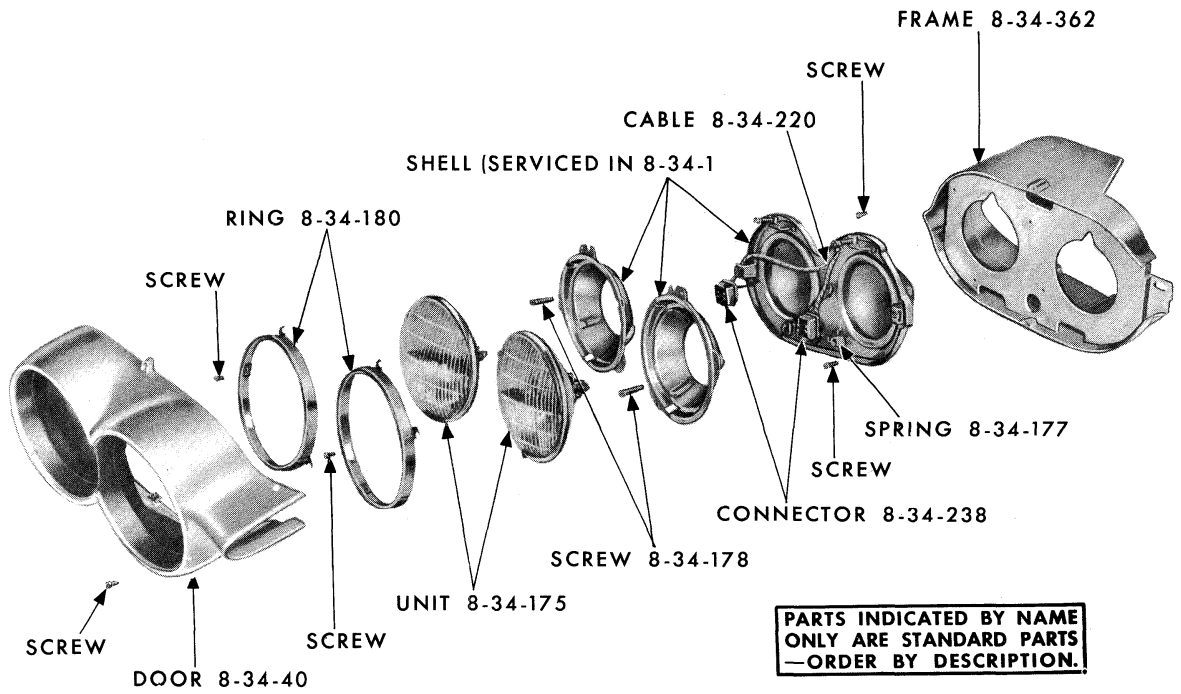
19x8456

HEADLAMPS AND PARKING LAMP - DESOTO MS1-2-3



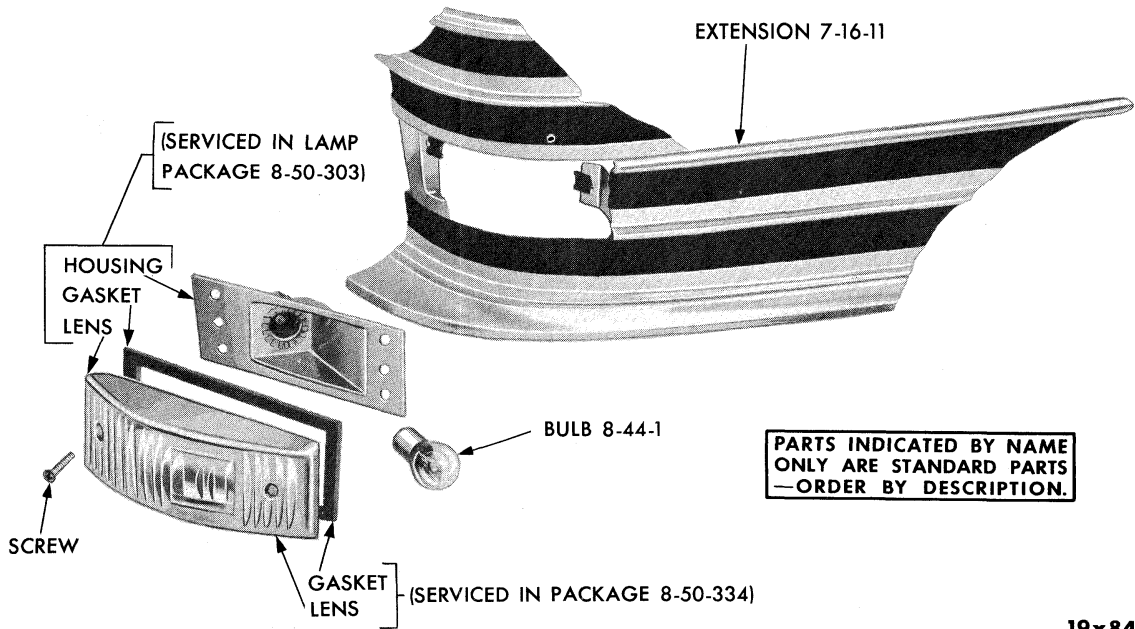
19x8447

HEADLAMPS - CHRYSLER MC1-2-3



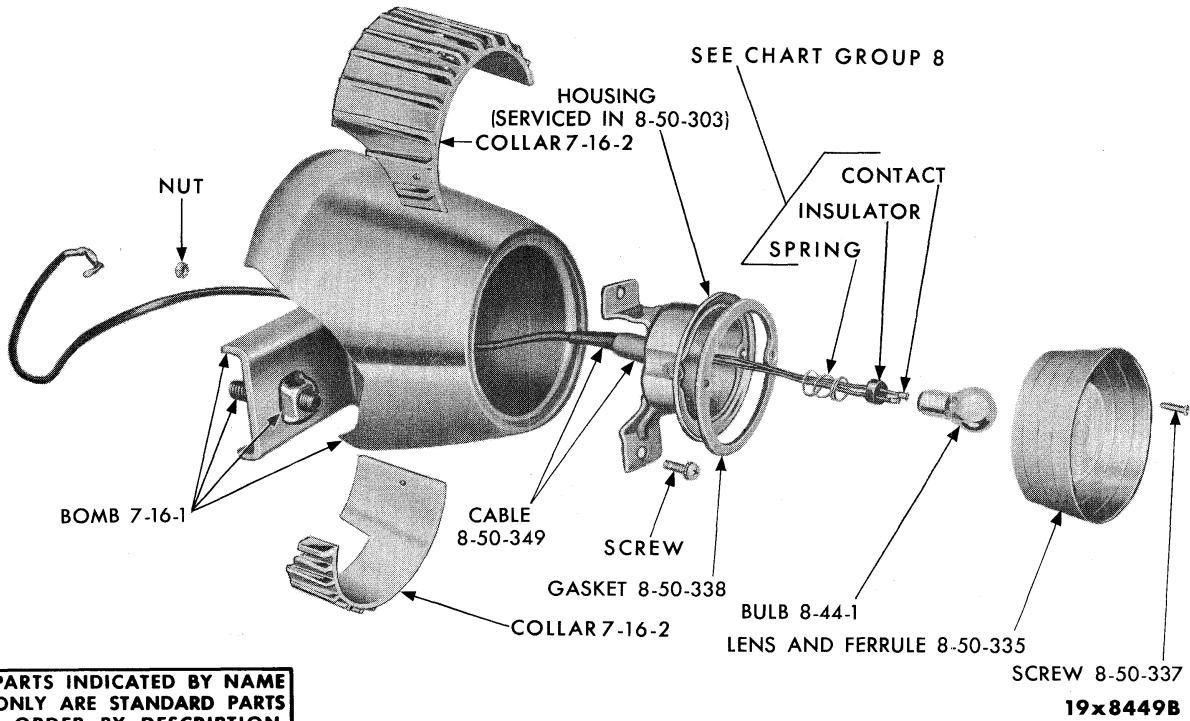
19x8489

HEADLAMPS - IMPERIAL MY1



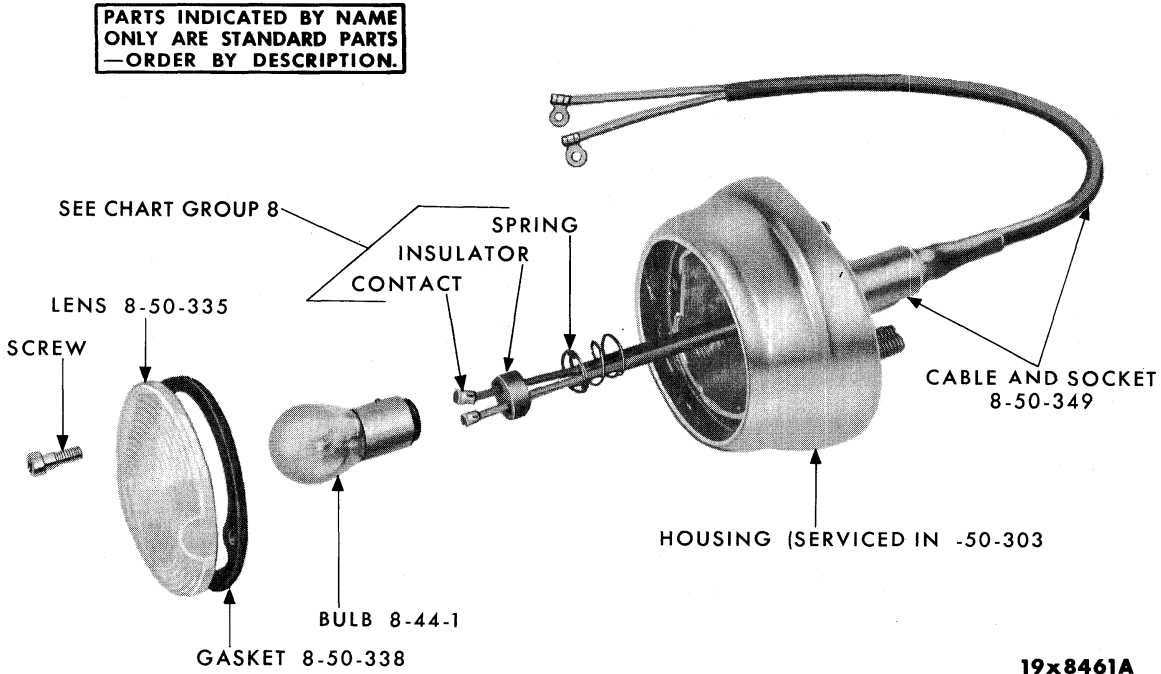
19x8444

PARKING LAMP - PLYMOUTH MP1-2



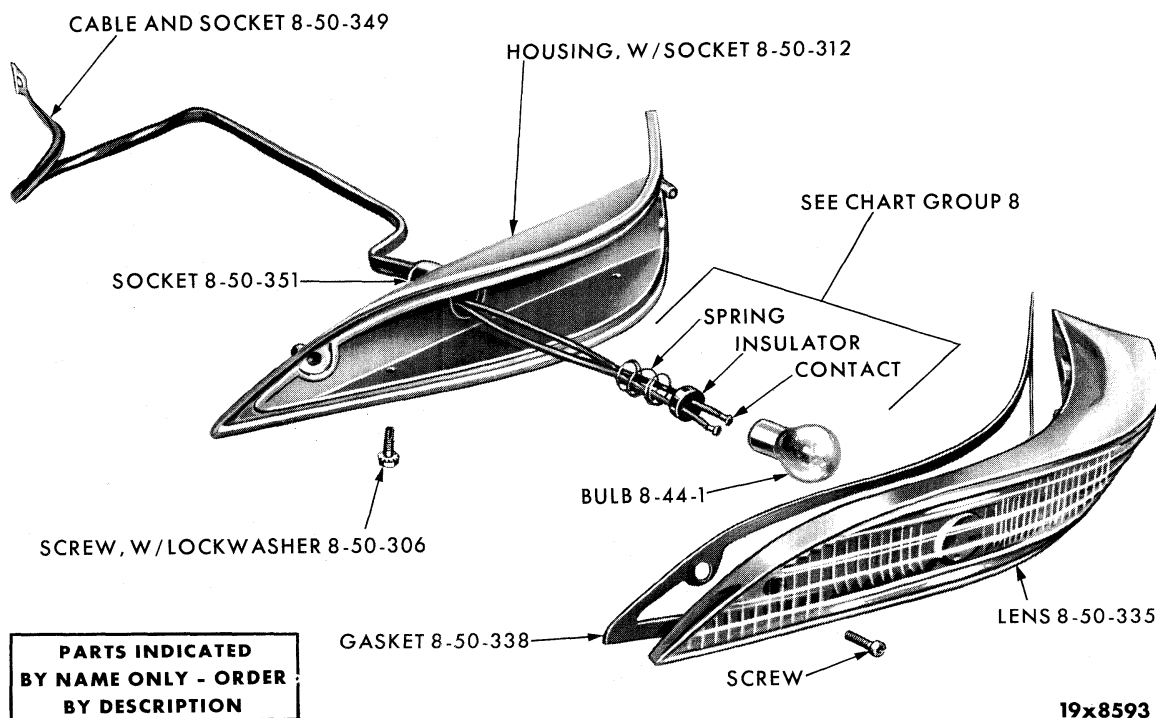
PARTS INDICATED BY NAME ONLY ARE STANDARD PARTS —ORDER BY DESCRIPTION.

PARKING LAMP - DODGE MD1-2-3

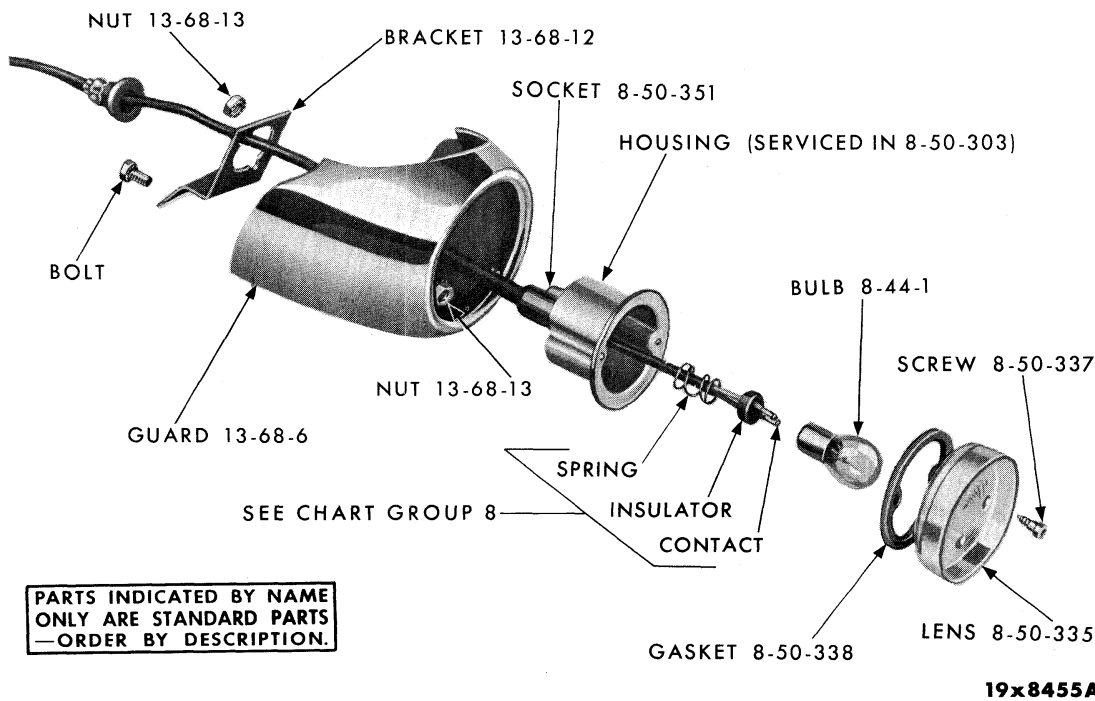


PARTS INDICATED BY NAME ONLY ARE STANDARD PARTS —ORDER BY DESCRIPTION.

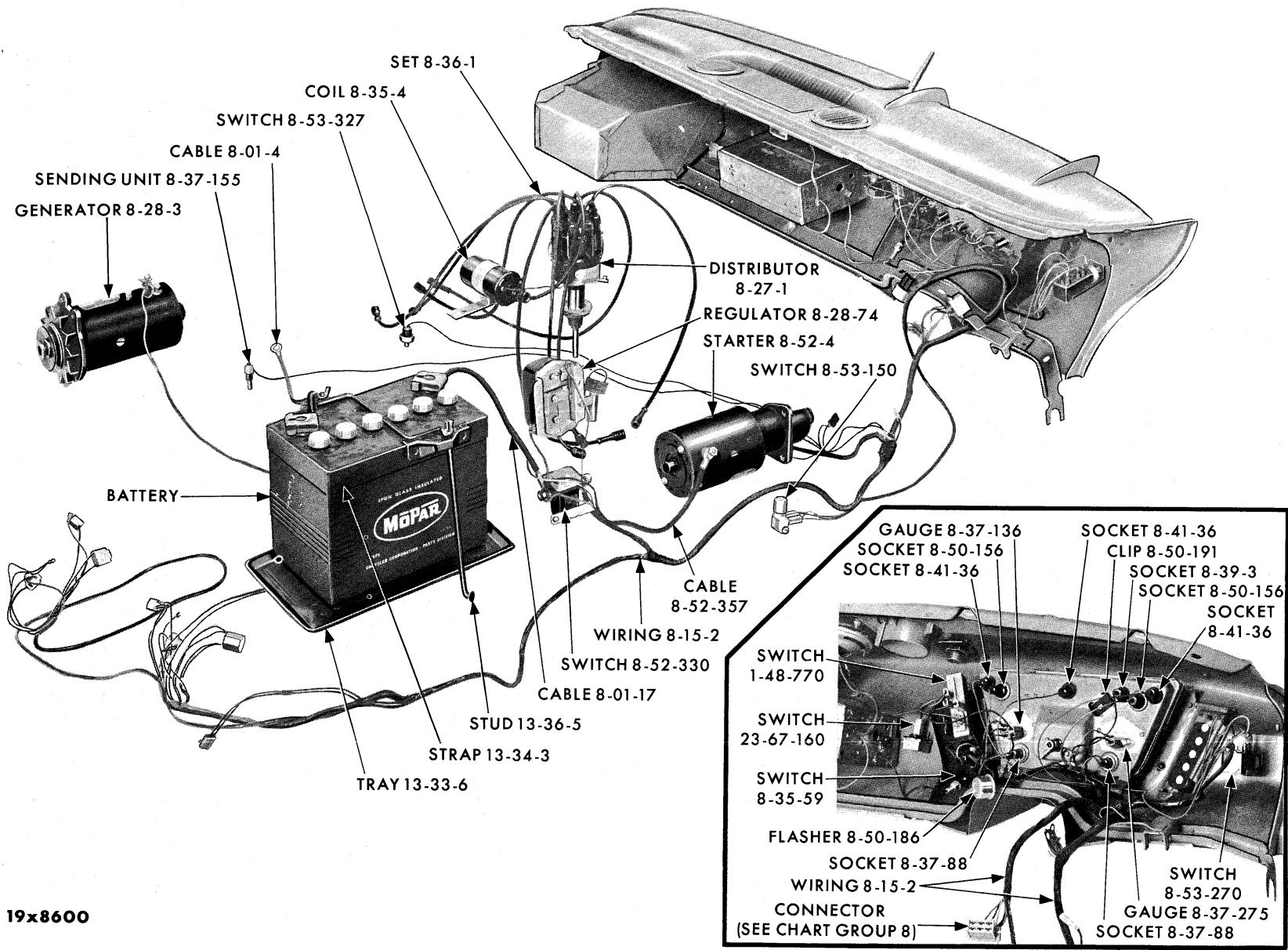
PARKING LAMP - CHRYSLER MC1-2-3



PARKING LAMP - CHRYSLER MC300E

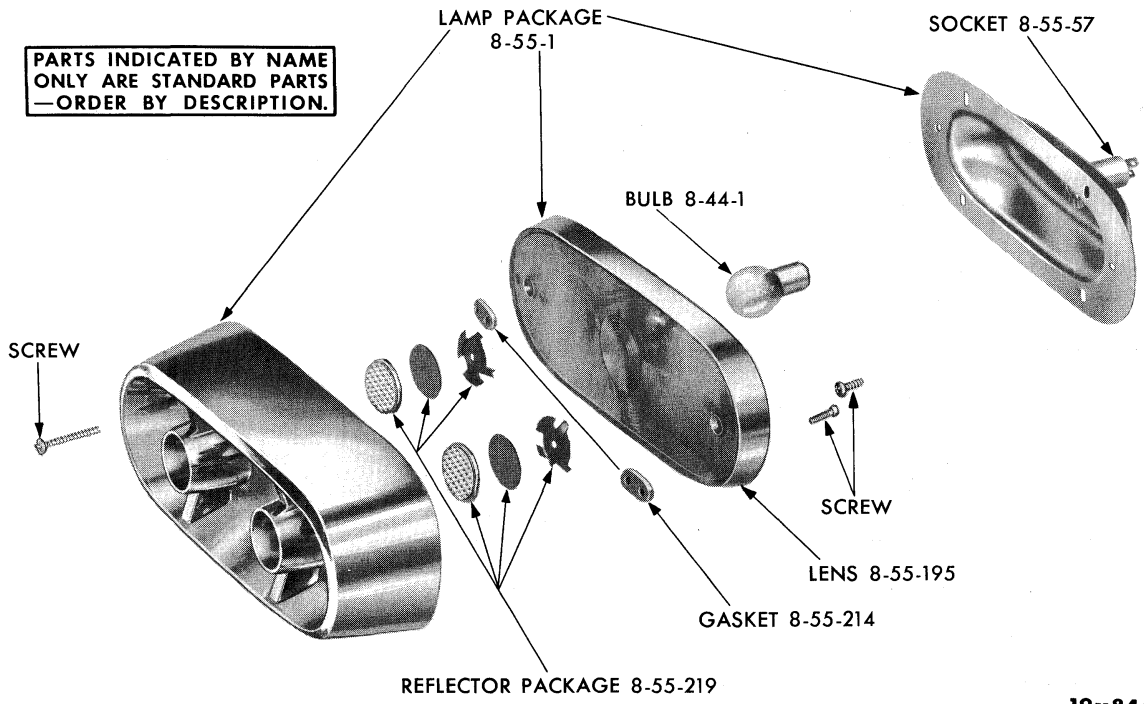


PARKING LAMP - IMPERIAL MY1



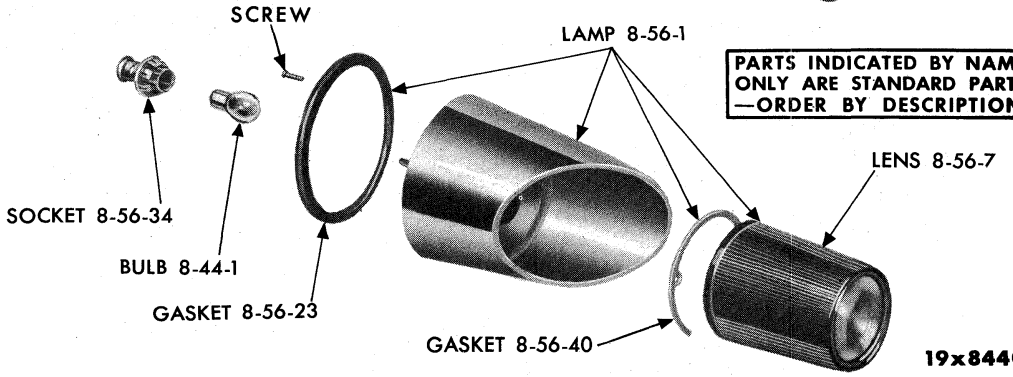
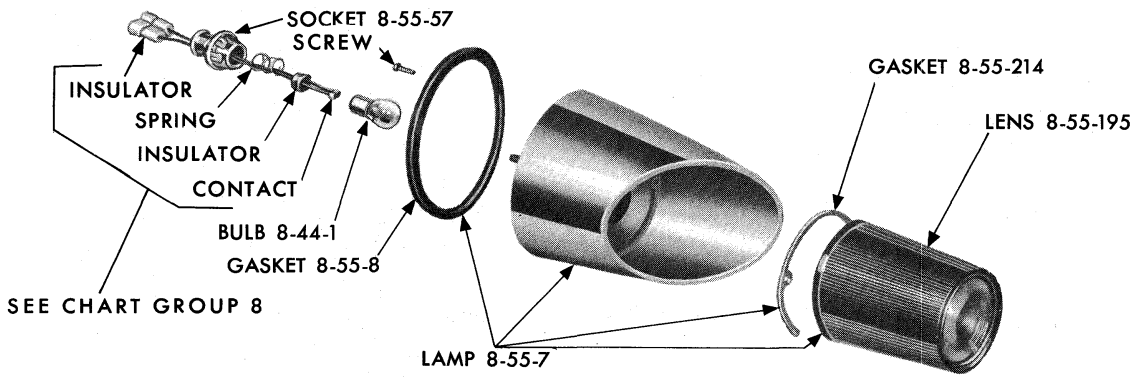
19x8600

ELECTRICAL SYSTEM



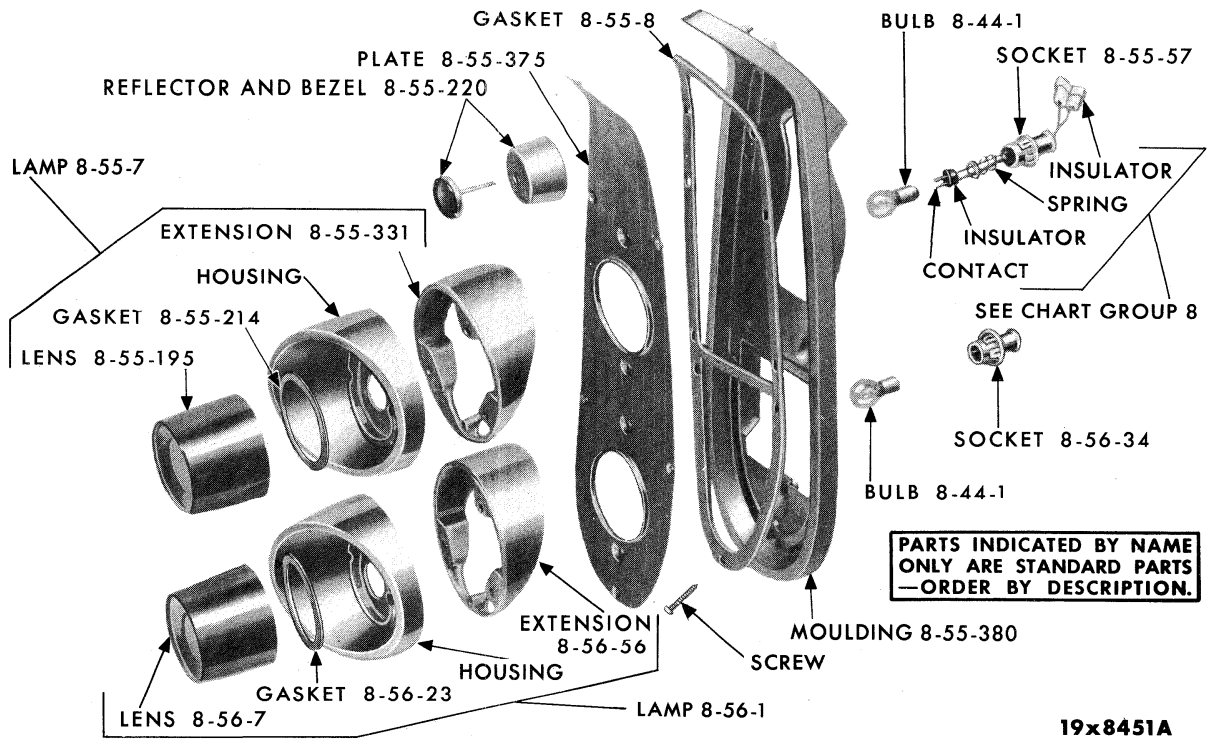
19x8443

TAIL LAMP - PLYMOUTH MP1-2 (SUBURBANS)

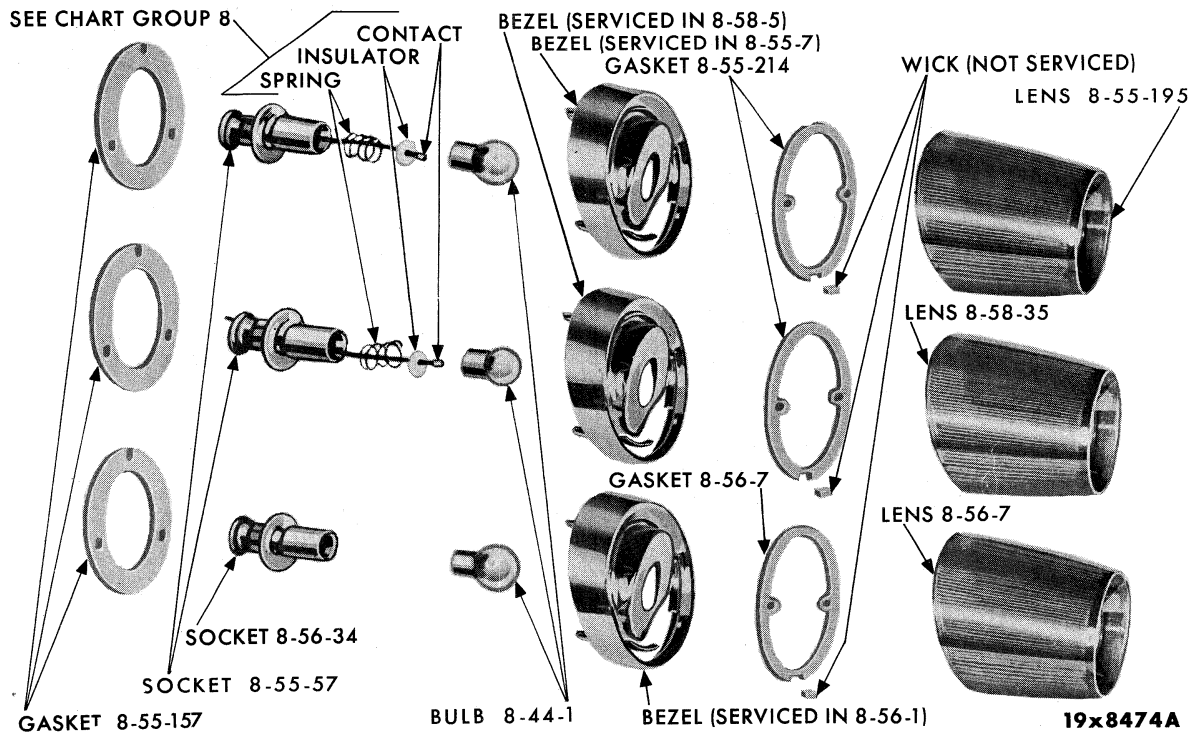


19x8440A

TAIL, STOP AND BACK-UP LAMPS - DODGE MD1-2-3 (EXCEPT SUBURBANS)

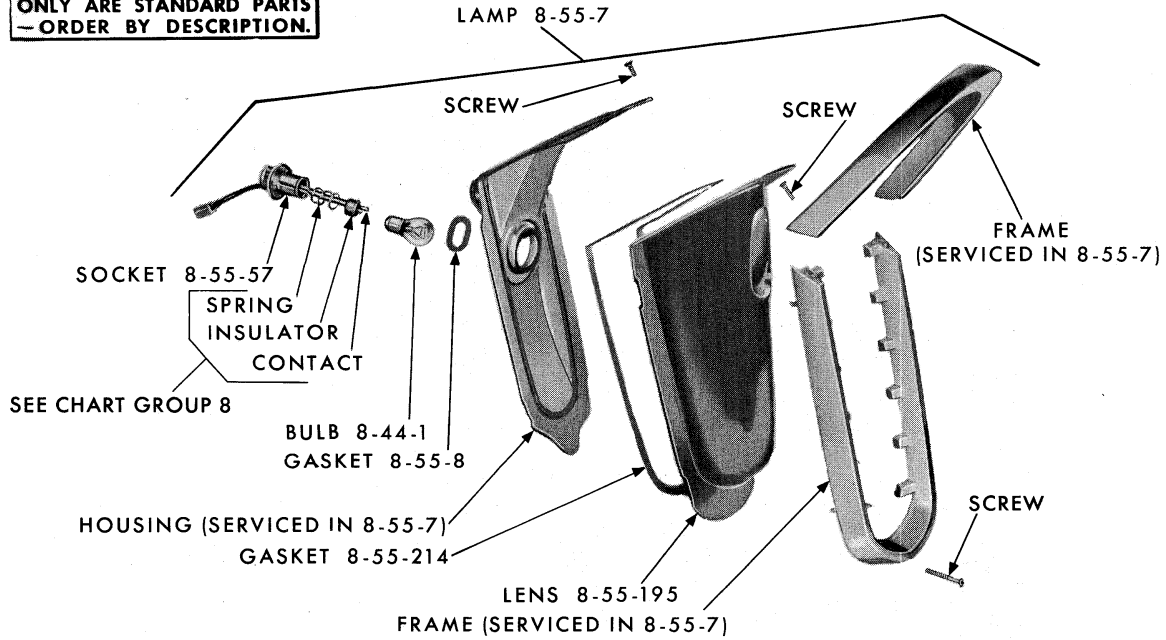


TAIL, STOP AND BACK-UP LAMPS - DODGE MD3 (SUBURBANS)



TAIL, STOP AND BACK-UP LAMPS - DESOTO MS1-2-3

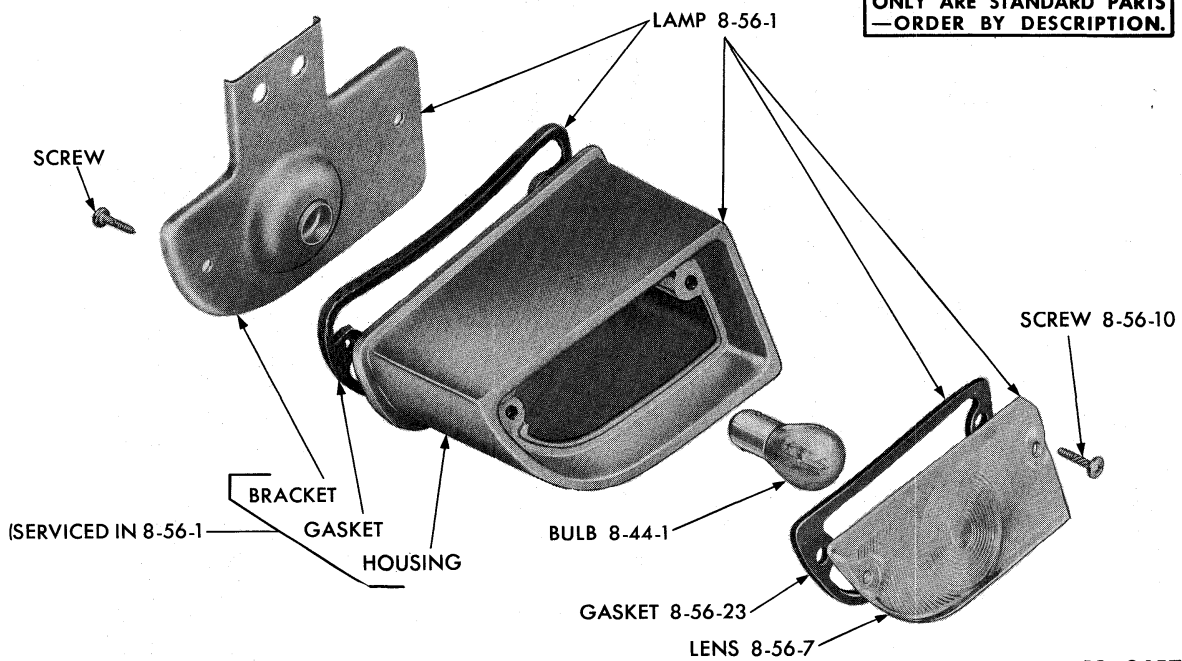
PARTS INDICATED BY NAME ONLY ARE STANDARD PARTS - ORDER BY DESCRIPTION.



19x8458A

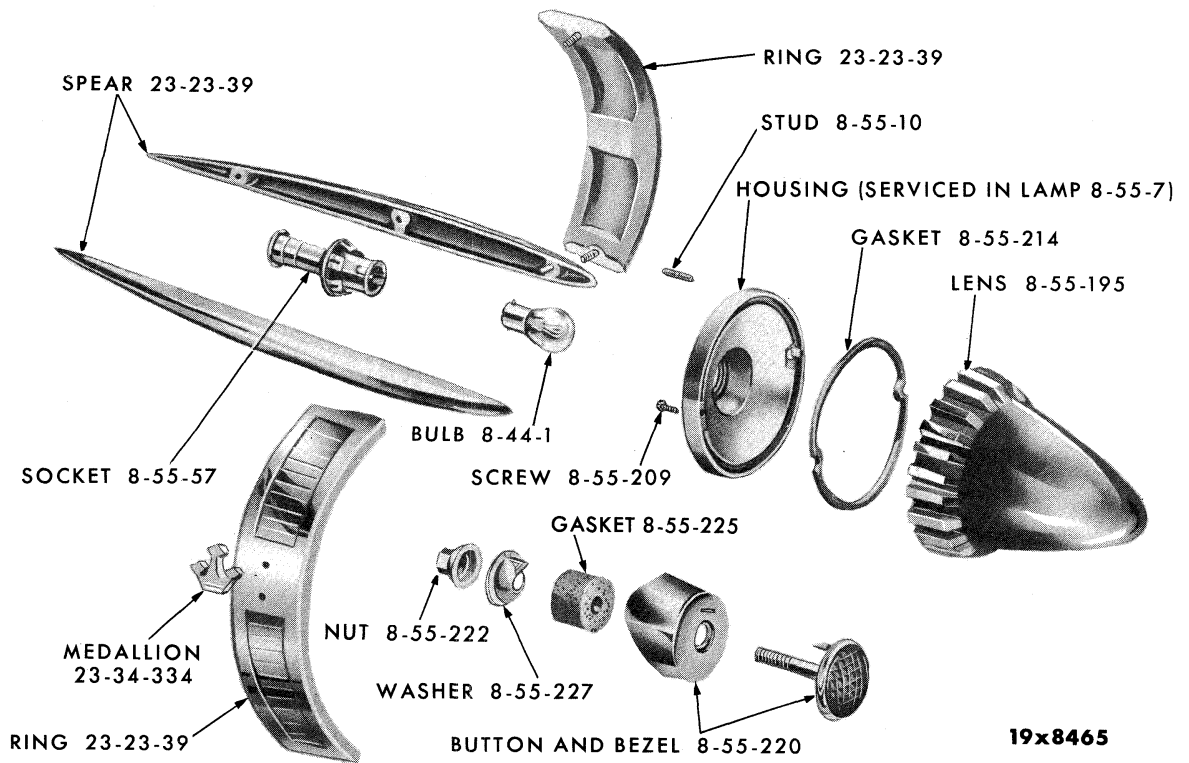
TAIL AND STOP LAMPS - CHRYSLER MC1-2-3

PARTS INDICATED BY NAME ONLY ARE STANDARD PARTS - ORDER BY DESCRIPTION.

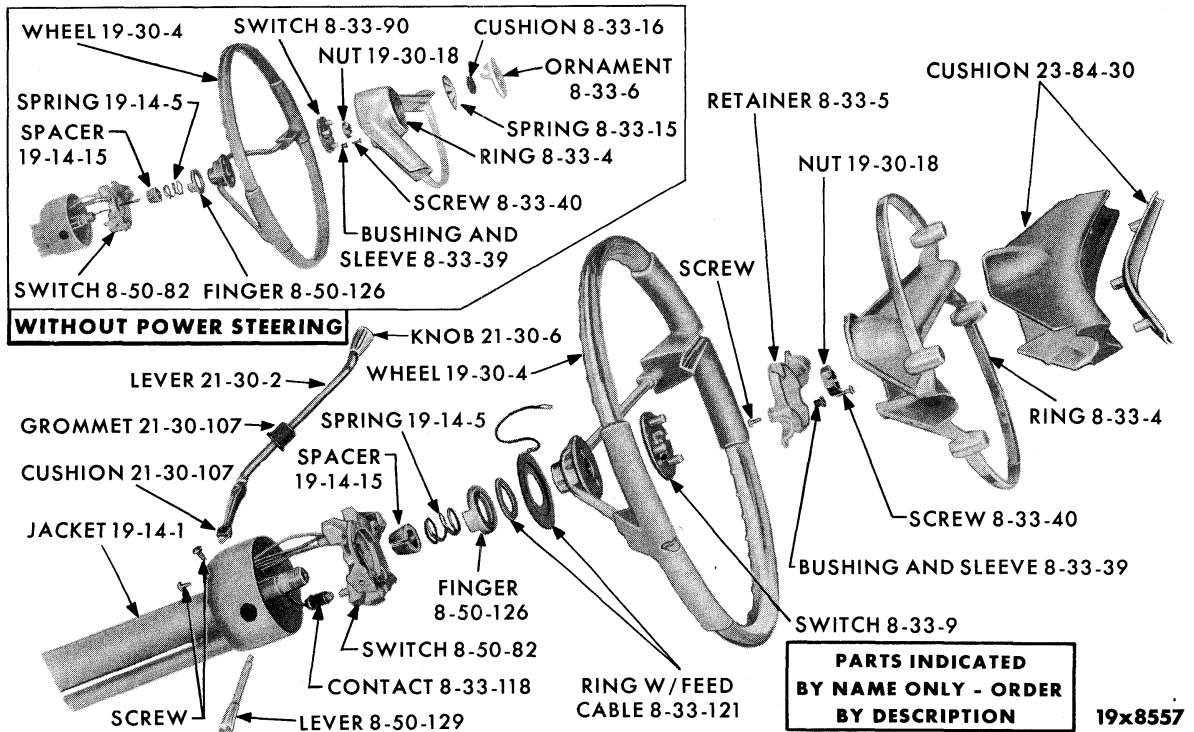


19x8457

BACK-UP LAMP - CHRYSLER MC1-2-3



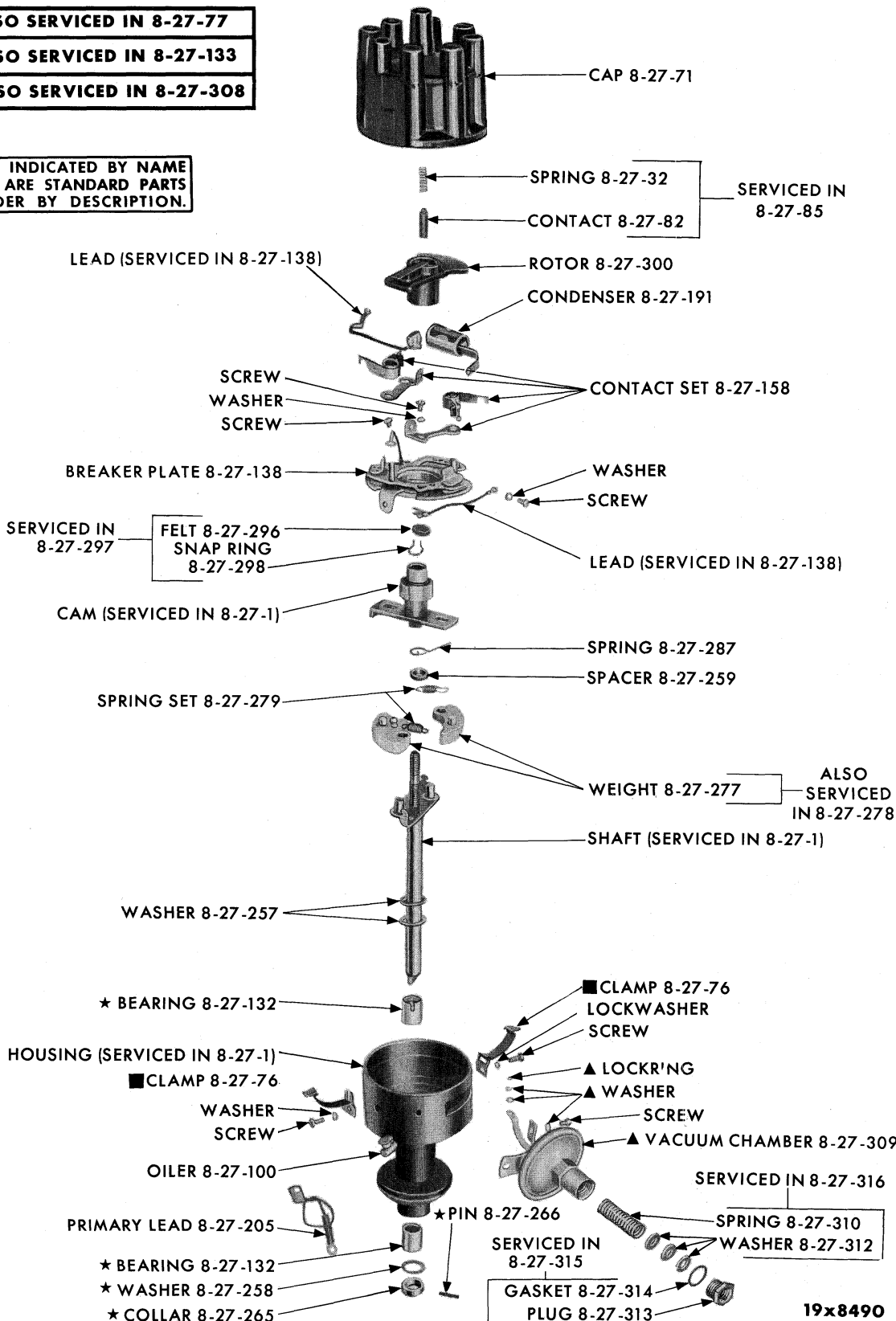
TAIL AND STOP LAMPS - IMPERIAL MY1



STEERING WHEEL, HORN RING AND DIRECTIONAL SIGNAL CONTROLS

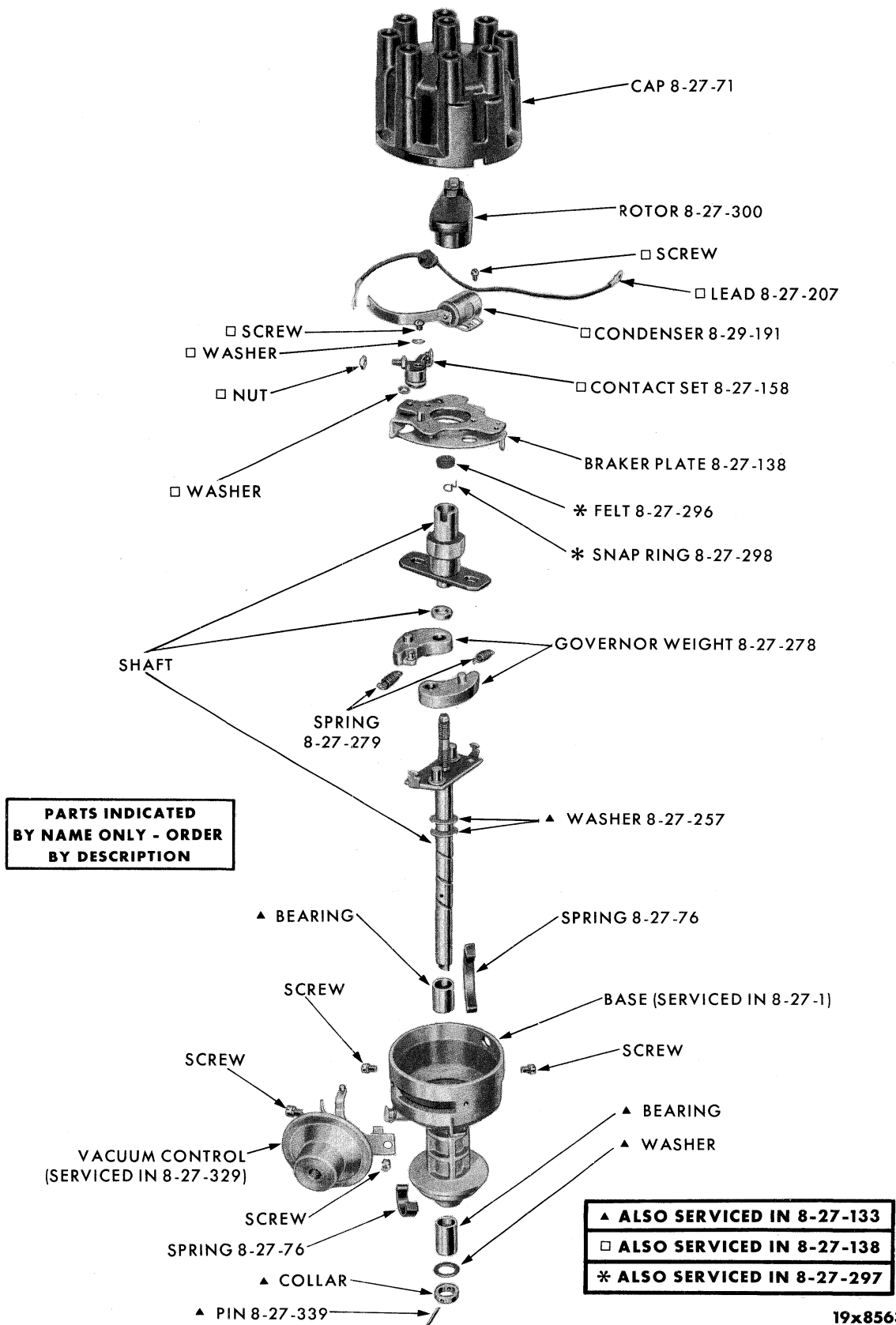
- ALSO SERVICED IN 8-27-77
- ★ ALSO SERVICED IN 8-27-133
- ▲ ALSO SERVICED IN 8-27-308

PARTS INDICATED BY NAME ONLY ARE STANDARD PARTS —ORDER BY DESCRIPTION.



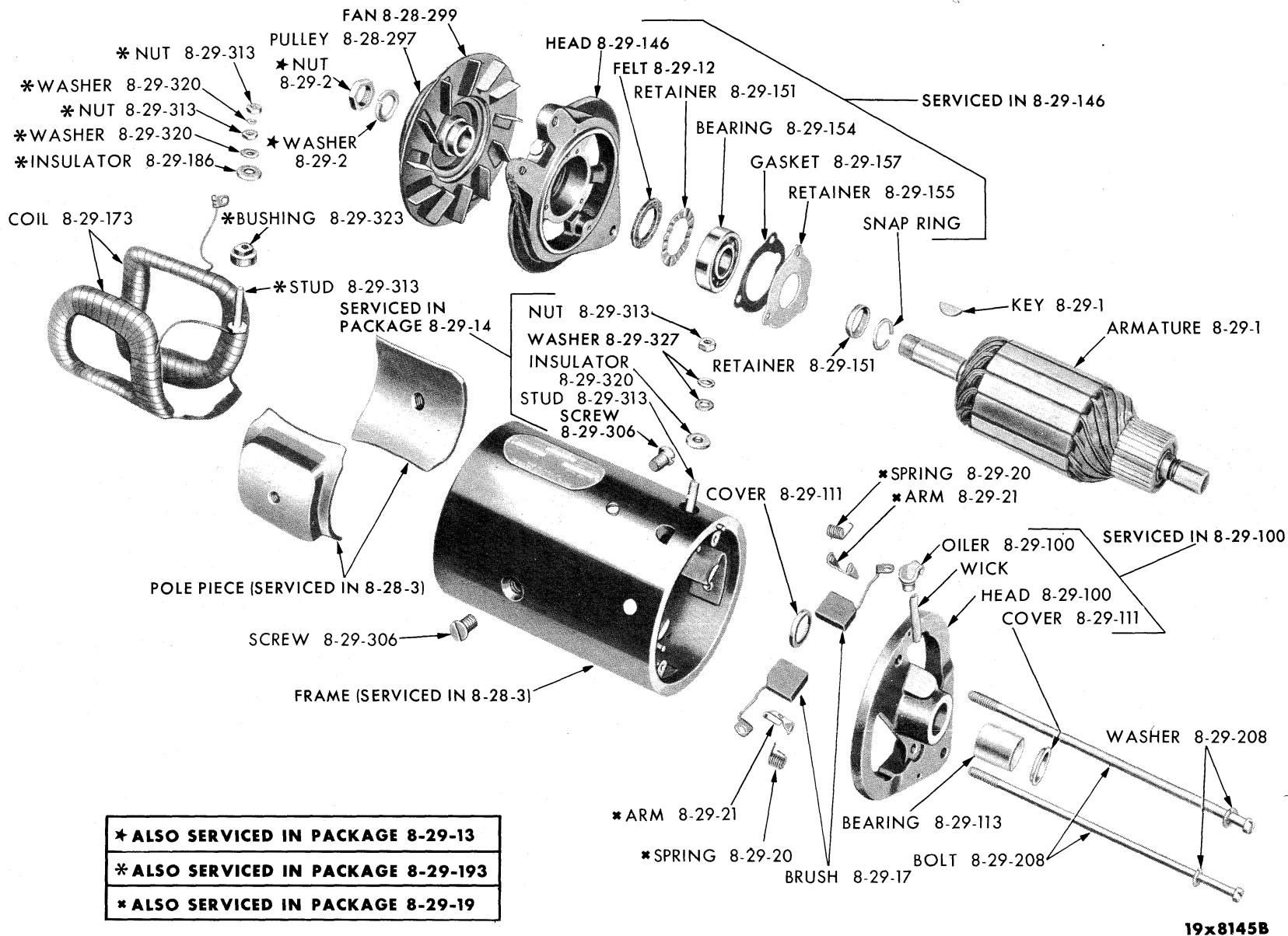
19x8490

DISTRIBUTOR



19x8563

DISTRIBUTOR (WITH ALUMINUM BASE)

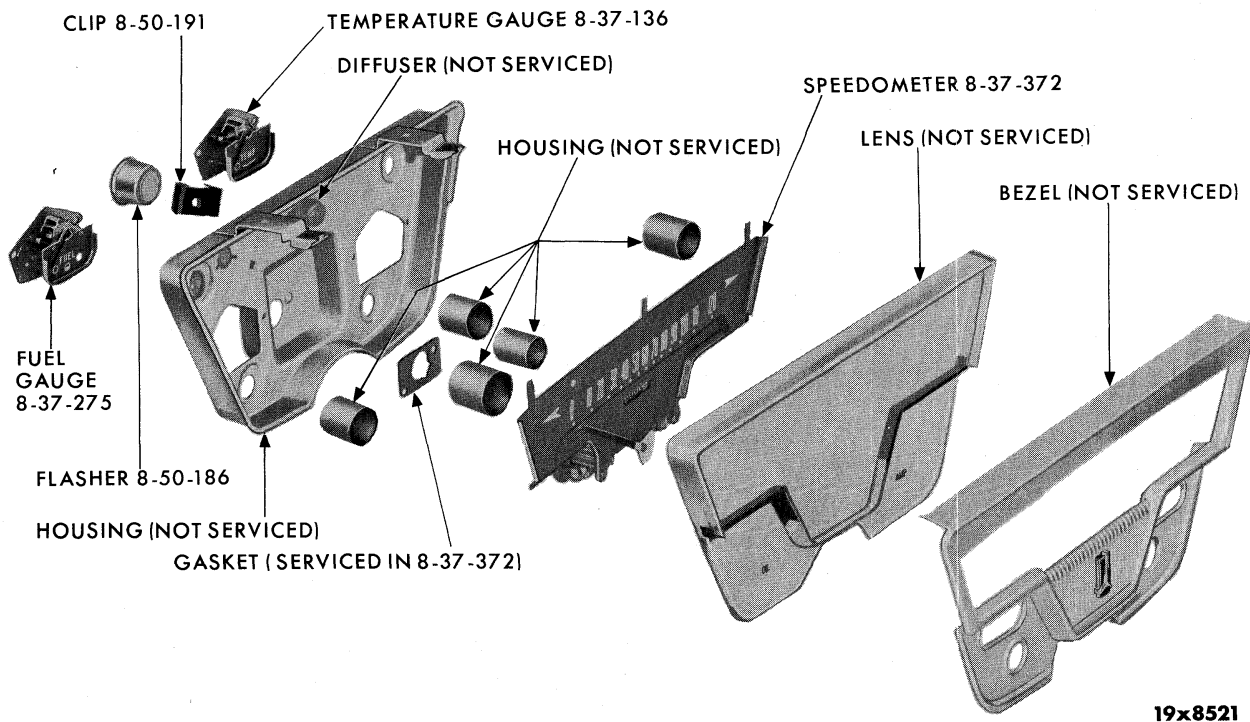


*** ALSO SERVICED IN PACKAGE 8-29-13**

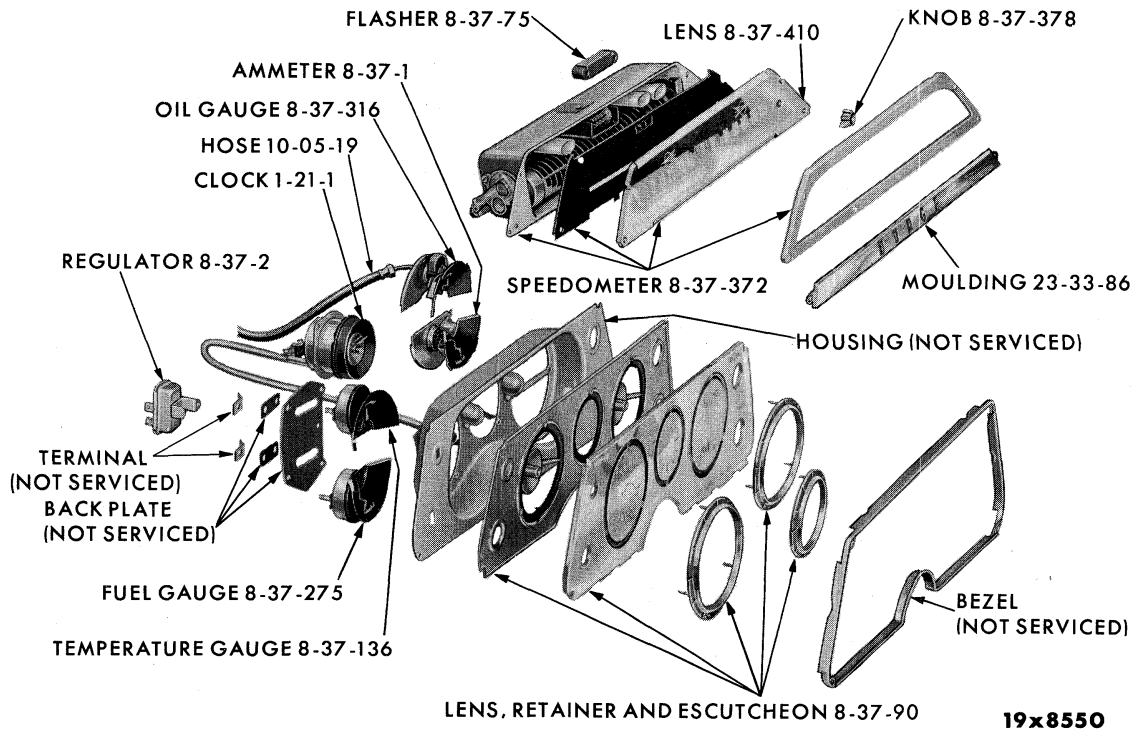
*** ALSO SERVICED IN PACKAGE 8-29-193**

*** ALSO SERVICED IN PACKAGE 8-29-19**

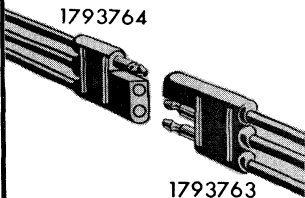
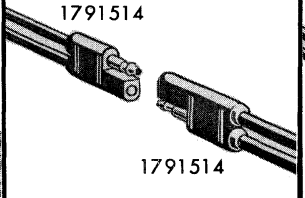
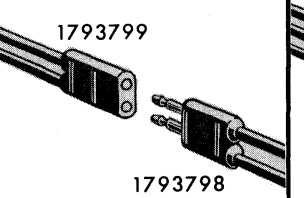
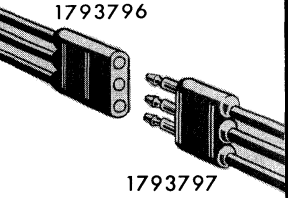
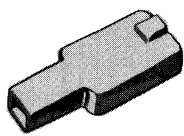
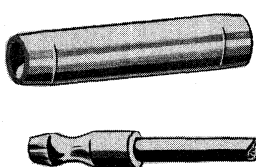
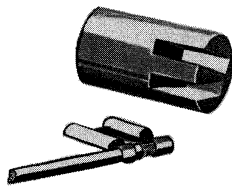





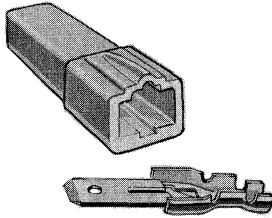
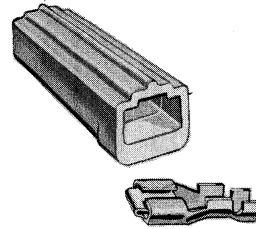
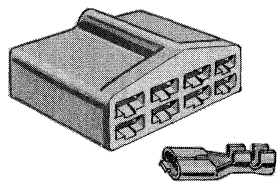





GENERATOR



INSTRUMENT CLUSTER - PLYMOUTH MP1-2



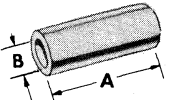
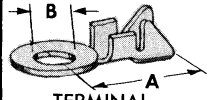

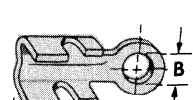


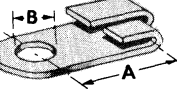
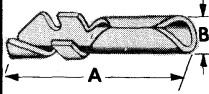
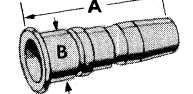
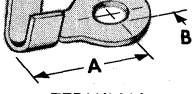
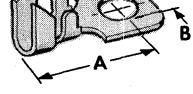

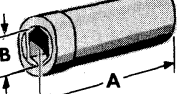






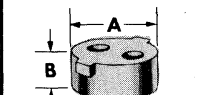
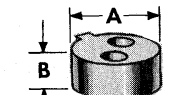
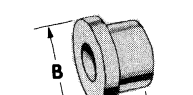
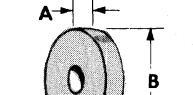
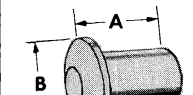
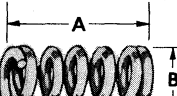

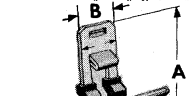
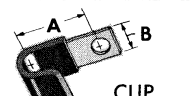

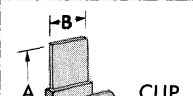
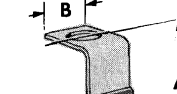
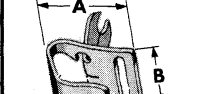


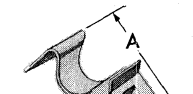


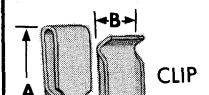
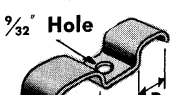



INSTRUMENT CLUSTER - DODGE MD1-2-3

<p>PLUG AND WIRING</p>  <p>1793764 1793763</p>	<p>PLUG AND WIRING</p>  <p>1791514 1791514</p>	<p>PLUG AND WIRING</p>  <p>1793799 1793798</p>	<p>PLUG AND WIRING</p>  <p>1793796 1793797</p>
 <p>CONNECTOR 1819362</p>	<p>CONNECTOR (10)</p>  <p>TERMINAL (20) 1843444 PACKAGE</p>	<p>CONNECTOR 1842003</p>  <p>1842009 TERMINAL</p>	 <p>1819468 TERMINAL</p>
 <p>TERMINAL (10) 1843220 PACKAGE</p>	<p>TERMINAL (10) (SILVER-PLATED) 1843221 PACKAGE</p> 	<p>INSULATOR (1)</p>  <p>TERMINAL (6) 1843222 PACKAGE</p>	<p>INSULATOR (1)</p>  <p>TERMINAL (6) 1843223 PACKAGE</p>
<p>INSULATOR (10)</p>  <p>TERMINAL (10) 2084420 PACKAGE</p>	<p>INSULATOR (10)</p>  <p>TERMINAL (10) 2084421 PACKAGE</p>	<p>INSULATOR (1)</p>  <p>TERMINAL (8) 2084424 PACKAGE</p>	<p>INSULATOR (1)</p>  <p>TERMINAL (8) 2084425 PACKAGE</p>
<p>INSULATOR (10)</p>  <p>TERMINAL (20) 1843224 PACKAGE</p>	<p>INSULATOR (10)</p>  <p>TERMINAL (10) 1843225 PACKAGE</p>	<p>INSULATOR (10)</p>  <p>TERMINAL (FEMALE) (10) TERMINAL (MALE) (10) 1843226 PACKAGE</p>	<p>INSULATOR (10)</p>  <p>TERMINAL (FEMALE) (10) 1843227 PACKAGE</p>

NUMBERS IN PARENTHESES INDICATE QUANTITY INCLUDED IN PACKAGE

19x8186E

INSULATOR AND TERMINAL CHART

 <p>INSULATOR SLEEVES</p> <p>PART NO. A B</p> <p>930304 1' 2¹/₆₄"</p> <p>1188502 1' 1¹/₄"</p> <p>1264933 1' 7¹/₃₂"</p>	 <p>TERMINAL</p> <p>PART NO. A B</p> <p>200001 1³/₁₆" 5¹/₃₂"</p> <p>200228 1¹/₁₆" 1³/₆₄"</p> <p>200235 1⁷/₃₂" 1³/₃₂"</p> <p>200230 1¹/₈" 9¹/₃₂"</p>	 <p>TERMINAL</p> <p>PART NO. A B</p> <p>200268 1¹/₃₂" 1³/₃₂"</p> <p>200266 1¹/₈" 9¹/₃₂"</p> <p>200019 1¹/₃₂" 1³/₃₂"</p> <p>200013 1³/₁₆" 9¹/₃₂"</p> <p>200025 1' 11¹/₃₂"</p> <p>200267 1³/₁₆" 11¹/₃₂"</p>	 <p>TERMINAL</p> <p>PART NO. A B</p> <p>200052 1³/₁₆" 1³/₆₄"</p>	 <p>TERMINAL</p> <p>PART NO. A B</p> <p>200393 1³/₁₆" 9¹/₁₆"</p> <p>200286 7¹/₆₄" 9¹/₃₂"</p> <p>200394 1³/₁₆" 3¹/₁₆"</p>	 <p>TERMINAL</p> <p>PART NO. A B</p> <p>200094 3¹/₄" 1¹/₆₄"</p>
 <p>TERMINAL</p> <p>PART NO. A B</p> <p>200156 1¹/₃₂" 1³/₆₄"</p>	 <p>TERMINAL</p> <p>PART NO. A B</p> <p>870821 3¹/₄" 1¹/₆₄"</p>	 <p>TERMINAL</p> <p>PART NO. A B</p> <p>665151 1⁷/₃₂" 3¹/₁₆"</p>	 <p>TERMINAL</p> <p>PART NO. A B</p> <p>200062 3⁷/₆₄" 5¹/₃₂"</p> <p>1383778 5¹/₈" 1¹/₈"</p>	 <p>TERMINAL</p> <p>PART NO. A B</p> <p>903895 3¹/₈" 1¹/₈"</p> <p>1622503 3⁵/₆₄" 1¹/₈"</p>	 <p>TERMINAL</p> <p>PART NO. A B</p> <p>1527254 2⁷/₆₄" 1³/₆₄"</p>
 <p>CONNECTOR (Single)</p> <p>PART NO. A B</p> <p>1310489 1¹/₂" 1¹/₃₂"</p>	 <p>CONNECTOR (Double)</p> <p>PART NO. A B</p> <p>1345869 1¹/₂" 3⁵/₆₄"</p>	 <p>CONNECTOR (Bridge)</p> <p>PART NO. A B</p> <p>1345871 1¹/₂" 2³/₃₂"</p>	 <p>CONNECTOR</p> <p>PART NO. A B</p> <p>1658840 1¹/₂" 2⁹/₃₂"</p>	 <p>"Y" CONNECTOR</p> <p>PART NO. A B</p> <p>689867 1 3¹/₈" 3¹/₈"</p>	 <p>CONNECTOR (Triple)</p> <p>PART NO. A B</p> <p>1345870 1¹/₂" 1⁷/₃₂"</p>
 <p>CONNECTOR</p> <p>PART NO. A B</p> <p>1370445 1⁵/₃₂" 2⁵/₃₂"</p>	 <p>INSULATOR</p> <p>PART NO. A B</p> <p>858245 3⁷/₆₄" 1¹/₄"</p> <p>1345803 3⁹/₆₄" 1¹/₄"</p>	 <p>INSULATOR</p> <p>PART NO. A B</p> <p>1273303 3⁷/₆₄" 1¹/₄"</p> <p>1770999 3⁷/₆₄" 9¹/₃₂"</p>	 <p>BUSHING</p> <p>PART NO. A B</p> <p>657583 7¹/₃₂" 5¹/₁₆"</p>	 <p>WASHER</p> <p>PART NO. A B</p> <p>6006106 1¹/₈" 3⁷/₆₄"</p>	 <p>CONTACT</p> <p>PART NO. A B</p> <p>657572 7¹/₃₂" 3¹/₁₆"</p>
 <p>SOCKET SPRING</p> <p>PART NO. A B</p> <p>44758 3³/₄" 9¹/₁₆"</p> <p>385532 1¹/₁₆" 5¹/₁₆"</p> <p>1273970 1¹/₁₆" 9¹/₁₆"</p>	 <p>CLIP</p> <p>PART NO. A B</p> <p>1301056 2³/₁₆" 3¹/₄"</p> <p>1475581 1²/₃₂" 3¹/₄"</p>	 <p>CLIP</p> <p>PART NO. A B</p> <p>1142846 2²/₆₄" 3¹/₄"</p> <p>1313158 2" 5¹/₈"</p>	 <p>CLIP</p> <p>PART NO. A B</p> <p>684158 5¹/₈" 5¹/₈"</p> <p>1263079 2⁷/₃₂" 3¹/₄"</p> <p>1302783 1¹/₁₆" 2¹/₃₂"</p> <p>581523 1¹/₂" 5¹/₈"</p>	 <p>CLIP</p> <p>PART NO. A B</p> <p>639853 1' 1¹/₂"</p>	 <p>CLIP</p> <p>PART NO. A B</p> <p>1336285 1¹/₁₆" 5¹/₈"</p> <p>1526037 1 3¹/₁₆" 1¹/₂"</p>
 <p>CLIP</p> <p>PART NO. A B</p> <p>1308484 1' 5¹/₈"</p> <p>1770450 2²⁵/₆₄" 1¹/₁₆"</p>	 <p>CLIP</p> <p>PART NO. A B</p> <p>127753 3⁵/₆₄" 1¹/₁₆"</p> <p>145411 5²/₆₄" 1¹/₁₆"</p> <p>1261740 7¹/₈" 1¹/₁₆"</p>	 <p>CLIP</p> <p>PART NO. A B</p> <p>1495594 1 3¹/₈" 1¹/₁₆"</p>	 <p>CLIP</p> <p>PART NO. A B</p> <p>1436940 5¹/₈" 1¹/₂"</p>	 <p>CLIP</p> <p>PART NO. A B</p> <p>696396 1' 3¹/₈"</p>	 <p>CLIP</p> <p>PART NO. A B</p> <p>1523149 5¹/₈" 3¹/₄"</p>
 <p>CLIP</p> <p>PART NO. A B</p> <p>1523018 2⁵/₃₂" 3¹/₈"</p>	 <p>CLIP</p> <p>PART NO. A B</p> <p>1440126 1' 1¹/₂"</p>	 <p>3¹/₃₂" Hole</p> <p>CLIP</p> <p>PART NO. A B</p> <p>1523125 1⁵/₁₆" 9¹/₁₆"</p>	 <p>CLIP</p> <p>PART NO. A B</p> <p>1660449 3¹/₃₂" 1¹/₂"</p>	 <p>CLIP</p> <p>PART NO. A B</p> <p>877491 1 3¹/₁₆" 5¹/₈"</p>	 <p>CLIP</p> <p>PART NO. A B</p> <p>1598801 2 3¹/₄" 3¹/₄"</p> <p>19x6711B</p>

CHART

CODE	PART NAME AND DESCRIPTION	NO. OF CYL.	PLYMOUTH	DODGE	DESOTO	CHRYSLER AND IMPERIAL	PER CAR	PART NUMBER
------	---------------------------	-------------	----------	-------	--------	-----------------------	---------	-------------

GROUP 8 - ELECTRICAL

8-01-0 BATTERY AND CABLES								
8-01-4	CABLE, Battery Ground, 23" long	6-8	59	59	59	59	1	*1879 944
8-01-11	BOLT, Battery Ground Cable	6-8	59	59	59	59	1	*1622 535
8-01-12	NUT, Battery Ground Cable Clamp Bolt	6-8	59	59	59	59	1	*1622 536
8-01-17	CABLE, Battery to Solenoid, MS1, 23" long	6-8	59	59	59	-	1	1879 944
	Battery to Starter Relay, MS2, MS3, 13" long	8	-	-	59	59	1	*2084 071
	Starter Relay to Starter, MS2, MS3, 19" long	8	-	-	59	59	1	*2084 070
8-01-20	BOLT, Battery Cable Clamp	6-8	59	59	59	59	1	1622 535
8-01-21	NUT, Battery Cable Clamp Bolt	6-8	59	59	59	59	1	1622 536
8-01-63	RING, Battery Code Dating	6-8	59	59	59	59	★	2084 069
8-05-0 DOME LAMP AND SWITCH								
8-05-3	PLATE, Mounting Adapter, Sp. Cl. Cp., Sp. 4 D., MY1-L	8	-	-	-	59	1	1830 240
8-05-6	HOUSING, Dome Lamp, w/SWITCH, MP1, MP2, 2 D., 4 D. and 3 Cp., MS1 4 D.	6-8	59	-	59	-	1	1753 468
	w/CLIP, MD3 Sub., MY1-L Sp. Cl. Cp. and Sp. 4 D.	8	-	59	-	59	1	*1753 509
	w/o Switch, 2 D. and 4 D.	8	-	59	-	-	1	1753 465
	Roof Rail Lamp, w/SWITCH, Left, MP1, MP2, MS1, MS2, MS3, MC1, MC2, MC3, Sp. Cl. Cp., Sp. 4 D.	6-8	59	59	59	59	1	1770 962
	w/o Switch, MP2 Sp. Cl. Cp., MD2, MD3, MS1, MS2, MS3, MC1, MC2, MC3, Sp. Cl. Cp., Sp. 4 D., Right Side	8	59	59	59	59	★	*1770 969
	HOUSING, Dome Lamp, w/SWITCH, Front Sub., also Rear Sub., 3 Seat	6-8	59	-	-	-	1	1846 769
	w/SWITCH and CLIP, MS1, MS3, Sub., MS2, MS3, 4 D., MC1, MC2, MC3, Sub., MY1-L, 4 D.	8	-	59	59	59	1	1779 283
	BASE, MY1	8	-	-	-	59	1	1770 926
8-05-11	RETAINER, Lamp, MC1, MC2, MC3	6-8	-	59	59	59	★	*1836 170
	Lamp Bezel, MY1 except Cv. Cp.	8	-	-	-	59	1	*1770 927
8-05-12	SOCKET, Roof Rail and Dome Lamp	6-8	59	59	59	59	★	*1704 875
	Rear Dome Lamp, Sub.	8	59	59	59	-	1	1704 875
8-05-14	SWITCH, Dome Lamp, on Instrument Panel	6-8	59	-	-	-	1	*1704 018
	Roof Rail Dome Lamp, MY1	8	-	-	-	59	1	625 616
8-05-20	PLATE, Dome Lamp Mounting, Sp. Cl. Cp., Sp. 4 D., MY1	8	-	-	-	59	1	1810 349
	Roof Rail Dome Lamp Switch, Sp. Cl. Cp., 4 D. and Sp. 4 D., MY1	8	-	-	-	59	1	901 846
8-05-23	LENS, Dome Lamp, Cl. Sed., 3 Pass. Cp., 4 D.	6-8	59	-	-	-	1	1770 939
	Rear, Sub., MD3, MS1	8	-	59	59	-	1	1753 511
	Front and Rear, MC1, MC2, MC3, 4 D. and Sub.	6-8	59	59	59	59	★	1753 511
	MD2, 4 D., Cl. Sed., MD3, 4 D., MS1, 4 D.	8	-	59	59	-	1	1753 471
	MY1-M and MY1-H	8	-	-	-	59	1	1544 892
	Roof Rail, Sp. Cl. Cp., Sp. 4 D., MP2-M on Left Side, MC1, MC2, MC3	6-8	59	59	59	59	★	1770 972
8-05-24	NUT, Dome Lamp Switch on Instrument Panel, Outer Mounting	6-8	59	-	-	-	1	*1648 985
	Switch Mounting, Inner	6-8	59	-	-	-	1	*1704 023
8-05-33	BRACKET, Roof Bow Dome Lamp Support, MY1-L, 4 D.	8	-	-	-	59	1	1751 508
8-11-0 QUARTER OR COURTESY LAMP								
8-11-5	PLATE, Rear Pocket Panel Lamp Switch, Cv. Cp., MC3, MY1	8	-	-	59	59	1	901 846
8-11-6	SWITCH, Rear Pocket Panel, Cv. Cp.	8	-	-	59	-	1	1769 306
	Cv. Cp.	8	-	-	-	59	1	625 616

★ Indicates use as required.

Numerals in parentheses () refer to notes.

Printed in U.S.A.

□ Indicates parts not listed in any previous parts book.

Prices and specifications subject to change without notice.

* Indicates change or addition.

1959 PASSENGER CAR PARTS LIST

ELECTRICAL

CODE	PART NAME AND DESCRIPTION	NO. OF CYL.	PLYMOUTH	DODGE	DESOTO	CHRYSLER AND IMPERIAL	PER CAR	PART NUMBER
8-11-0 QUARTER OR COURTESY LAMP Cont'd								
8-11-8	SOCKET, Pocket Panel, Cv.Cp., MC1, MC3, MY1	8	59	59	59	59	2	*1770 835
	Courtesy Lamp, Cv.Cp., MC1, MC3	8	59	59	59	59	2	*1963 479
8-11-12	LENS, Rear Pocket Panel Courtesy Lamp Bezel, w/RETAINER, Cv.Cp.	8	59	59	59	59	2	1623 132
8-12-0 AUTOMATIC LAMP DOOR SWITCH								
8-12-2	SWITCH, Front Door Automatic Lamp, MS2, MS3	6-8	59	-	59	59	2	1571 542
	Front Door, MS1.	6-8	-	59	59	-	2	*1838 957
	Rear Door, MS2, MS3	6-8	59	-	59	59	2	*1571 542
	MS1	6-8	-	59	59	-	2	*1688 514
8-12-3	SOCKET, Open Door Indicator Lamp	6-8	59	-	-	-	1	1314 619
8-13-0 TRUNK LAMP								
8-13-1	SWITCH, SOCKET and CABLE, Trunk Lamp	6-8	-	59	-	-	1	*1770 809
	MY1	8	-	-	-	59	1	1770 786
8-13-2	SWITCH, Trunk Lamp	6-8	59	59	59	59	★	1571 542
8-13-3	SOCKET, Trunk Lamp, MS1, MS2, MC1	6-8	59	59	59	59	1	1314 619
8-13-19	TERMINAL, Trunk Lamp Cable	6-8	-	59	59	59	1	*1753 534
8-15-0 CHASSIS AND BODY WIRING								
8-15-2	WIRING, Chassis and Instrument Panel, Detroit Built	6-8	59	-	-	-	1	1842 081
	L.A. and Delaware Built	6-8	59	-	-	-	1	1886 081
		6-8	-	59	-	-	1	*1842 295
	MS1	8	-	-	59	-	1	1842 299
	MS2, MS3	8	-	-	59	-	1	1842 296
	MC1, MC2, MC3	8	-	-	-	59	1	1885 516
	MY1	8	-	-	-	59	1	1887 470
8-15-3	BLOCK, Fuse, w/Mounting BRACKET, MC1, MC2, MC3	8	-	-	-	59	1	1886 958
	MY1	8	-	-	-	59	1	1886 959
8-15-6	TERMINAL and Fuse CLIP, Fuse Block	8	-	-	-	59	8	⊠2197 136

8-16-0 CABLE AND CONNECTIONS

NOTE: For a more practical and economical method of servicing, only the more complicated assemblies will be stocked for service. These will be found listed in their respective groups. On the more simple assemblies the required length and size of cable, necessary terminals, etc., should be specified.

8-16-1	PACKAGE, Headlamp Cable Connector and Terminal	6-8	59	59	59	59	★	*1879 609
	Terminal and Insulator, 6 Pole Disconnect Male	6-8	59	59	59	59	★	1843 222
	6 Pole Disconnect Female	6-8	59	59	59	59	★	1843 223
	2 Pole Male, "T" Type	6-8	59	59	59	59	★	1843 224
	Single Cable Connector and Terminal	6-8	59	59	59	59	★	1843 444
	Insulator and Terminal	6-8	59	59	59	59	★	1843 226
8-16-2	CABLE (sold by the inch) No. 12, Red	6-8	59	59	59	59	★	1786 037
	No. 14, Green	6-8	59	59	59	59	★	1786 009
	No. 16, Blue	6-8	59	59	59	59	★	1785 972
	No. 18, Yellow	6-8	59	59	59	59	★	1786 052
8-16-4	TERMINAL, License Lamp Cable, Bullet Type, MD3	8	-	59	-	-	1	1790 322

★ Indicates use as required.

Numerals in parentheses () refer to notes.

Printed in U.S.A.

⊠ Indicates parts not listed in any previous parts book.

Prices and specifications subject to change without notice.

Feb. 15, 1960 Supersedes Mar. 20, 1959.

* Indicates change or addition.

CODE	PART NAME AND DESCRIPTION	NO. OF CYL.	PLYMOUTH	DODGE	DESOTO	CHRYSLER AND IMPERIAL	PER CAR	PART NUMBER
8-19-0 INSTRUMENT PANEL WIRING								
8-19-3	CABLE, Voltage Limiter to Fuel and Temperature Gauge	6-8	-	59	-	-	1	*1887 103
8-19-83	HOUSING and CABLE, Ash Receiver Lamp Socket	8	-	-	59	-	1	⊠1885 928
8-20-0 CIGAR LIGHTER								
8-20-3	FUSE, Rear Compartment Cigar Lighter, Heat Limiter, MC3 w/Swivel Seat, MC3-300, MY1	8	-	-	-	59	1	1887 222
8-20-7	KNOB and HEAT ELEMENT, Instrument Panel	6-8	-	59	-	-	1	*1841 929
8-20-8	KNOB, Cigar Lighter	6-8	59	-	-	-	1	1841 987
	Instrument Panel	6-8	-	59	-	-	1	*1841 927
	Instrument Panel	8	-	-	59	59	1	898 492
	Rear Compartment, MS3, MC3, MY1	8	-	-	59	59	2	898 492
8-20-9	ELEMENT, Instrument Panel, Casco	6-8	59	59	59	59	1	1688 326
	Cuno	6-8	59	59	59	59	1	1689 041
	Rear Compartment, MS3, MC3, MY1, Casco	8	-	-	59	59	1	1688 326
	MS3, MC3, MY1, Cuno	8	-	-	59	59	1	1689 041
8-20-10	SHELL, Instrument Panel, w/CLAMP, Cuno, MC1, MC2, MC3	6-8	59	-	59	59	1	1752 403
	Cuno, MY1	6-8	-	59	-	-	1	*1879 440
	Rear Compartment, Cuno, MS3, MC3, MY1	8	-	-	-	59	1	1642 475
8-20-12	INSULATOR, Rear Compartment Cigar Lighter Terminal, MS3, MC3, MY1	8	-	-	59	59	2	1300 528
8-20-16	BEZEL, Instrument Panel	6-8	-	59	-	-	1	*1841 803
	Swivel Seat Back Cigar Lighter, MC3, MY1	8	-	-	-	59	★	1901 571
8-20-17	SCREW, Cable Shield Protector, MC3, MY1	8	-	-	-	59	2	*1901 691
8-21-0 TERMINAL BLOCK								
8-21-1	BLOCK, Headlamp Terminal, on Radiator Support Yoke	6-8	59	59	-	59	1	*1253 425
	Instrument Panel	8	-	-	59	-	1	913 297
8-21-11	SCREW, Headlamp Terminal Block Mounting On Radiator Support Yoke	6-8	59	59	-	59	2	*1885 637
	On Radiator Support Yoke	8	-	-	59	-	2	6006 122
								6006 119
8-27-0 IGNITION DISTRIBUTOR								

NOTE: Use part no. stamped on Distributor for complete replacements and ordering Component Parts.

8-27-1	DISTRIBUTOR ASSEMBLIES	MODEL	PART NUMBER
	MP1, MD1		1689 323
	MP2 (w/Aluminum Base)		1838 505
	MP2 High Performance, 361 C.C. Engine, MD2-D500, MD3-D500 w/2-4 Bbl. Carburetors, MS3 Adventurer		*1842 810
	MP2 Power Package and Sports Fury		1842 812
	MD2		1889 305
	MD2-D500 w/1-4 Bbl. Carburetor, MD3, MS1, MS2, MS3		1842 803
	MC1, MC2		1842 804
	MC3, MY1		1842 805
	MC1 High Performance, MC3-300		1842 811

★ Indicates use as required.

Numerals in parentheses () refer to notes.

Printed in U.S.A.

⊠ Indicates parts not listed in any previous parts book.

Prices and specifications subject to change without notice.

* Indicates change or addition.

8-27-0 IGNITION DISTRIBUTOR Cont'd

FOR MODEL APPLICATION SEE CODE 8-27-1

DISTRIBUTOR ASSEMBLIES

CODE	REMARKS	1838 505	1842 812	1889 305	*1842 810
DISTRIBUTOR COMPONENT PARTS					
8-27-4	GASKET, Oil Retainer	*1326 836	1326 836	1326 836	*1326 836
8-27-26	CLAMP	*1326 835	1326 835	1326 835	---- --
8-27-27	SCREW and WASHER, Clamp	*1675 958	---- --	---- --	---- --
8-27-71	CAP	1838 514	1658 534	1658 534	*1658 534
8-27-77	PACKAGE, Cap Clamp Spring and Hinge	---- --	1879 606	1879 606	*1879 606
8-27-85	PACKAGE, Cap Contact Plunger and Spring	---- --	1879 594	1879 594	*1879 594
8-27-100	OILER, Base	---- --	953 717	953 717	* 953 717
8-27-133	PACKAGE, Drive Shaft Bearing	1881 947	1879 596	1879 596	*1879 596
8-27-137	PACKAGE, Drive Shaft Collar and Pin	*2084 448	---- --	---- --	---- --
8-27-138	PLATE, Breaker, Assembly	1838 496	1843 482	1843 482	*1843 337
8-27-158	CONTACT SET	1838 643	1818 568	1818 568	*1843 339
	CONTACT SET, Prepowered	---- --	---- --	---- --	*2084 080
8-27-190	CONDENSER PACKAGE	*1818 757	*1818 757	*1818 757	*1818 757
8-27-205	LEAD, Primary	---- --	1818 566	1818 566	*1383 958
8-27-207	CABLE, Primary, Assembly	1889 242	---- --	---- --	---- --
8-27-208	PACKAGE, Breaker and Ground Lead	---- --	---- --	---- --	*1881 768
8-27-218	PACKAGE, Terminal and Mounting	---- --	---- --	---- --	*1881 751
8-27-278	PACKAGE, Governor Weight	1881 945	1879 595	1879 595	*1881 746
8-27-279	SPEING SET, Governor Weight	1881 946	1889 538	1889 519	2084 087
8-27-297	PACKAGE, Cam Sleeve Felt and Snap Ring	1879 607	1879 607	1879 607	1879 607
8-27-300	ROTOR	1838 516	1658 535	1658 535	*1658 535
8-27-308	PACKAGE, Vacuum Chamber and Attaching Parts	---- --	*1881 929	*1881 929	---- --
8-27-315	PACKAGE, Vacuum Chamber Plug and Gasket	---- --	1879 597	1879 597	*1879 597
8-27-316	PACKAGE, Vacuum Chamber Spring and Washer	---- --	1881 742	*2084 083	*1881 766
8-27-329	PACKAGE, Vacuum Control	1881 944	---- --	---- --	---- --

FOR MODEL APPLICATION SEE CODE 8-27-1

DISTRIBUTOR ASSEMBLIES

CODE	REMARKS	1842 803	1842 804	1689 323
DISTRIBUTOR COMPONENT PARTS				
8-27-4	GASKET, Oil Retainer	1326 836	1326 836	41 928
8-27-26	CLAMP	1737 760	1737 760	---- --
8-27-71	CAP	1658 534	1658 534	1343 576
8-27-77	PACKAGE, Cap Clamp Spring and Hinge	1879 606	1879 606	---- --
8-27-85	PACKAGE, Cap Plunger Contact and Spring	1879 594	1879 594	*1879 594
8-27-100	OILER, Base	953 717	953 717	953 717
8-27-133	PACKAGE, Drive Shaft Bearing and Thrust Washer	1879 596	1879 596	*1881 753
8-27-138	PLATE, Breaker, Assembly	1843 368	1843 368	*1818 825
8-27-158	CONTACT SET	1843 370	1843 370	1343 581
	CONTACT SET, Prepowered	2084 079	2084 079	*2084 075
8-27-190	CONDENSER PACKAGE	*1818 757	*1818 757	*1818 757
8-27-205	LEAD, Primary	1818 730	1818 730	1818 660
8-27-278	PACKAGE, Governor Weight	1881 746	*1881 746	*1879 595
8-27-279	SPRING SET, Governor Weight	1889 496	*1889 519	1843 155
8-27-297	PACKAGE, Cam Sleeve Felt Disc and Snap Ring	1879 607	1879 607	*1879 607
8-27-300	ROTOR	1658 535	1658 535	1343 587
8-27-308	PACKAGE, Vacuum Chamber and Attaching Parts	1881 748	1881 748	*1881 754
8-27-315	PACKAGE, Vacuum Chamber Plug and Gasket	1879 597	1879 597	*1879 597
8-27-316	PACKAGE, Vacuum Chamber Spring and Washer	1881 747	*1881 747	*1881 755

★ Indicates use as required.

Ⓜ Indicates parts not listed in any previous parts book.
Feb. 15, 1960 Supersedes Mar. 20, 1959.

Numerals in parentheses () refer to notes.

Printed in U.S.A.

Prices and specifications subject to change without notice.

* Indicates change or addition.

8-27-0 IGNITION DISTRIBUTOR Cont'd

FOR MODEL APPLICATION SEE CODE 8-27-1

DISTRIBUTOR ASSEMBLIES

CODE	REMARKS	1842 805 IBS-4101A	1842 811 IBS-4010
DISTRIBUTOR COMPONENT PARTS			
8-27-4	GASKET, Oil Retainer	1326 836	1326 836
8-27-26	CLAMP	1737 760	1737 760
8-27-71	CAP	1658 534	1658 534
8-27-77	PACKAGE, Cap Clamp Spring and Hinge	1879 606	1879 606
8-27-85	PACKAGE, Cap Contact Plunger and Spring	1879 594	1879 594
8-27-100	OILER, Base	953 717	953 717
8-27-133	PACKAGE, Drive Shaft Bearing and Thrust Washer	1879 596	1879 596
8-27-138	PLATE, Breaker, Assembly	1843 337	1843 337
8-27-158	CONTACT SET	1843 339	1843 339
	CONTACT SET, Prepowered	2084 080	2084 080
8-27-190	CONDENSER PACKAGE	*1818 757	*1818 757
8-27-205	LEAD, Primary	1383 958	1383 958
8-27-208	PACKAGE, Breaker and Ground Lead	----	1881 768
8-27-218	PACKAGE, Terminal Stud and Mounting	1881 751	1881 751
8-27-278	PACKAGE, Governor Weight	1881 746	1881 746
8-27-279	SPRING SET, Governor Weight	1889 548	1889 608
8-27-297	PACKAGE, Cam Sleeve Felt and Snap Ring	1879 607	1879 607
8-27-300	ROTOR	1658 535	1658 535
8-27-308	PACKAGE, Vacuum Chamber and Attaching Parts	*1881 767	1881 767
8-27-315	PACKAGE, Vacuum Chamber Plug and Gasket	1879 597	1879 597
8-27-316	PACKAGE, Vacuum Chamber Spring and Washer	1881 766	1881 766

8-28-0 GENERATOR

NOTE: For Component Parts of Generators see Part Type Code 8-29-0. Where Component Parts of a listed Generator are not shown please order by description.

8-28-3	GENERATOR	Amps.	Generator Fan	Pulley Stamped	Pulley Number	Generator Stamped	Generator Number
	Right, Mount, Low Cut-In, MD2, MD3, MS1 5" Frame Left Mount, Low Cut-In, Dual Ball Bearing, MP1, MP2, MD1, MD2, MS2, MS3, MC2, MC3, MY1	30	S		1842 777	GHM-8002	1842 773
	Right Mount, Low Cut-In, MP2 High Performance, MD2-D500, MS1, MS2, MS3, MC1, MC2, MC3 w/Air Conditioning	30	S		*1842 777	GHM-8001B	*1842 785
	Low Cut-In, Right, Mount, w/Air Conditioning, w/o Air Suspension, MS2, MS3, MC2, MC3, MY1	30	D		1842 781	GHM-8002A	1842 773
	Left Mount, Low Cut-In, MP2, MD2, MD2-D500, MD3, MD3-D500, MS1, w/Dual Air Conditioning Units	30	S		*1842 777	GHM-8004A	*1842 776
	Left Mount, Low Cut-In, 5" Frame, w/Dual Air Conditioning Units, MC1	30	S		1842 777	GHM-8006B	1842 791
	4 1/2" Frame, MP1, MP2, MD2, MD3, MS1, MS2, MS3, MC1, MC2, MC3	35	S	PU-1253	*1842 521	GJM-8001A	*1842 800
	5 1/2" Frame, Left Mount, MP1, MP2	40	S	*1889 371	*1889 398	GGA-6007C	*1770 739
	5 1/2" Frame, Right Mount, Heavy Duty, MP2 High Performance, MD2- D500, MD3-D500, MS1, MS2, MS3, MC1, MC2, MC3, MY1	40	S	1889 371	1889 372	GGA-6003	1658 861

NOTE: Letters "S" and "D" in Pulley margins represent Single Groove and Double Groove.

★ Indicates use as required.

⊠ Indicates parts not listed in any previous parts book.

* Indicates change or addition.

Numerals in parentheses () refer to notes.

Prices and specifications subject to change without notice.

Page 8-5

Printed in U.S.A.
Feb. 15, 1960 Supersedes Mar. 20, 1959.

8-28-0 GENERATOR Cont'd

NOTE: For Component Parts of Generators see Part Type Code 8-29-0. Where Component Parts of a listed Generator are not shown please order by description.

8-28-3	GENERATOR - Cont'd	Amps.		Generator Fan	Pulley Stamped	Pulley Number	Generator Stamped	Generator Number
	5 1/2" Frame, Left Mount, Heavy Duty, MP1, MP2, MD1, MD2	40	S	1889 371		1889 372	GGA-6001AC	1663 097
	5 1/2" Frame, Left Mount, Heavy Duty, w/Air Conditioning, MS2, MS3, MC2, MC3	40	S	1889 371		1889 372	GGA-6001AC	1663 097
	w/Air Conditioning, w/o Air Suspension, Right Mount, MS1, MS2, MS3, MC1, MC2, MC3, MY1	40	D	1889 371	PU-248	1889 373	GGA-6003F	1658 861
	5 1/2" Frame, Left Mount, Heavy Duty, MP1, MP2, High Performance, MD3, MD2-D500, MD3-D500, MS1, MC1	40	S	*1889 371		*1889 372	GGA-6007A	*1770 739
	Bosch Generator, MP1, MP2, MD2, MD3, w/Air Conditioning	50	S			1770 602		1704 294
	MS2, MS3, MC2, MC3, w/Air Conditioning and Air Suspension 5 1/2 Frame Left Mount	40	S	1889 371		1889 373	GGA-6001	1663 097
	w/Air Conditioning, MS1, MS2, MS3, MC1, MC2, MC3	35	D			1842 795	GJM-8002	1842 794

NOTE: Letters "S" and "D" in Pulley margins represent Single Groove and Double Groove.

CODE	PART NAME AND DESCRIPTION	NO. OF CYL.	PLYMOUTH	DODGE	DESOTO	CHRYSLER AND IMPERIAL	PER CAR	PART NUMBER
8-28-14	SPACER, Generator Adjusting Strap, w/30 Ampere, 4 1/2" Frame Generator, w/Power Strg.	6	59	59	-	-	1	1852 136
8-28-15	STRAP, Generator Adjusting, MP1 All, MD2 35 Ampere, 4 1/2" Frame Generator	6-8	59	59	-	-	1	1674 707
	w/Power Strg., 40 Ampere, 5 1/2" Frame Generator	6	59	59	-	-	1	1852 000
	w/Power Strg., 30 Ampere, Low Cut-In, 5" Frame Generator	6	59	59	-	-	1	1851 999
	w/35 Ampere, 4 1/2" Frame Generator	8	59	59	-	-	1	1670 566
	w/50 Ampere, 5" Frame Bosch Generator, MD2	8	59	59	-	-	1	1827 794
	w/o Power Strg., 40 Ampere, 5 1/2" Frame Generator	6	59	59	-	-	1	1821 625
	w/o Power Strg., 50 Ampere, 5" Frame Bosch Generator	6	59	59	-	-	1	1827 508
	w/Power Strg., 50 Ampere, 5" Frame Bosch Generator	6	59	59	-	-	1	1851 999
	w/40 Ampere, 5 1/2" Frame Generator, MD2. w/Air Conditioning, 30 Ampere, 5" Frame Generator	8	-	59	-	-	1	1821 338
	w/Air Conditioning, 30 Ampere, 5" Frame Generator	8	-	-	59	-	1	1828 146
	w/Air Conditioning, w/or w/o Air Suspension, 30 Ampere, 5" Frame Generator, MP2 High Performance, D500, MS1 High Performance, MS2, MS3, MC1	8	59	59	59	59	1	*1855 019
	w/Air Conditioning, w/or w/o Air Suspension, 40 Ampere, 5 1/2" Frame Generator, MP2 High Performance, D500, MS2, MS3, MC2, MC3, MY1	8	59	59	59	59	1	1855 019
	w/30 Ampere, 5" Frame Generator	8	59	59	-	-	1	1821 339
	w/30 Ampere, 4 1/2" Frame Generator, MP2 High Performance, MD2-D500, MD3, MS1, MS2, MS3	8	59	59	59	59	1	1826 066
	w/Alternator	8	59	-	-	-	1	1858 486

★ Indicates use as required.

☐ Indicates parts not listed in any previous parts book.

Feb. 15, 1960 Supersedes Mar. 20, 1959.

Numerals in parentheses () refer to notes.

Prices and specifications subject to change without notice.

* Indicates change or addition.

CODE	PART NAME AND DESCRIPTION	NO. OF CYL.	PLYMOUTH	DODGE	DESOTO	CHRYSLER AND IMPERIAL	PER CAR	PART NUMBER
8-28-0 GENERATOR Cont'd								
8-28-15	STRAP - Cont'd w/Air Conditioning, w/o Air Suspension, w/4 1/2" Frame Generator, MD2-D500, MD3-D500, MS2, MS3, MC1 High Performance, MC2, MC3	8	-	59	59	59	1	1854 994
	MY1	8	-	-	-	59	1	1858 593
8-28-19	SCREW, Generator Adjusting Strap, w/WASHER, MD1	6-8	59	59	59	59	1	1343 212
8-28-36	BRACKET, Generator	6	59	-	-	-	1	1674 684
	w/Power Strg., 30 Ampere, 4 1/2" Frame Generator	6	59	59	-	-	1	1825 947
	w/Power Strg., 40 Ampere, 5 1/2" Frame Generator	6	59	59	-	-	1	1852 135
	w/Power Strg., 30 Ampere, Low Cut-In, 5" Frame Generator, MP1, MD1	6	59	59	-	-	1	1851 962
	w/o Power Strg., 30 Ampere, 5" Frame Generator, Low Cut-In, MD1	6	59	59	-	-	1	1821 213
	w/o Power Strg., 40 Ampere, 5 1/2" Frame Generator, MP1 All, MD1	6	59	59	-	-	1	1821 624
	w/o Power Strg., 50 Ampere, Bosch, 5" Frame Generator, MP1 All, MD1	6	59	59	-	-	1	1827 871
	w/o Air Conditioning, 30 Ampere, 5" Frame Generator	8	59	59	-	-	1	1735 850
	w/o Air Conditioning, 40 Ampere, 5 1/2" Frame Generator	8	59	-	-	-	1	1735 849
	50 Ampere, 5" Frame Bosch Generator, MD2 w/o Air Conditioning, MP2 w/Gas Heater, MD2 w/Air Suspension, 35 Ampere, 4 1/2" Frame Generator	8	59	59	-	-	1	1827 772
	w/Air Conditioning, w/or w/o Air Suspension, w/35 Ampere, 4 1/2" Frame Generator, MP2 High Performance, MD2-D500, MD3- D500, MS2, MS3, MC2, MC3	8	59	59	59	59	1	1855 034
	w/Air Conditioning, 40 Ampere, 5 1/2" Frame Generator, MC1	8	-	-	-	59	1	1851 661
	w/30 Ampere, 5" Frame Generator, w/Air Conditioning, w/or w/o Air Suspension, MP2 High Performance, MD2-D500, MD3, MS2, MS3, MC2, MC3, MY1	8	59	59	59	59	1	1855 033
	w/50 Ampere, 5" Frame Bosch Generator, MD2	8	-	59	-	-	1	1827 794
	w/30 Ampere, 4 1/2" Frame Generator, MP2 High Performance, MD2-D500, MD3, MC1, MC2	8	59	59	59	59	1	1826 059
	MC3, MY1	8	-	-	-	59	1	1851 928
8-28-38	SPACER, Generator Support Vertical, MP2 High Performance	8	59	59	59	59	1	*1858 745
8-28-51	SUPPORT, Generator Bracket, w/Air Con- ditioning	8	-	-	59	-	1	1828 148
	w/o Air Conditioning, Vertical Support, MS2, MS3	8	-	-	59	-	1	1944 767
	SUPPORT, MC1, MC2, MC3	8	-	-	-	59	1	1945 276
	Front, MP2 High Performance, MD2-D500, MD3, MS1	8	59	59	59	-	1	*1944 767
	Rear, MP2 High Performance, MD2-D500, MD3, MS1, MC2	8	59	59	59	59	1	1859 325
	Front, MC1, MC2, MC3	8	-	-	-	59	1	1945 277
8-28-74	REGULATOR, Generator 30 Ampere	6-8	59	59	59	59	1	1642 333
	35 Ampere, MC1, MC2, MC3	6-8	59	59	59	59	1	1842 798
	40 Ampere	6-8	59	59	59	59	1	1662 137
	50 Ampere, Bosch	6-8	59	59	59	59	1	1704 295

★ Indicates use as required.

☐ Indicates parts not listed in any previous parts book.

* Indicates change or addition.

Numerals in parentheses () refer to notes.

Prices and specifications subject to change without notice.

Printed in U.S.A.

CODE	REMARKS	GENERATOR ASSEMBLIES				
		1842 791 GHM-8006-S1	1842 800 GJM-8001-S1	1770 739 GGA-6007-S1	1658 861 GGA-6003	1842 785 GHM-8001
8-29-0 GENERATOR COMPONENT PARTS						
8-29-1	ARMATURE	1889 350	1879 571	1391 249	1391 249	1879 568
8-29-2	NUT, Armature Shaft	----	----	* 40 654	* 40 654	----
8-29-12	SPACER, Armature Shaft	----	----	1253 336	1253 336	----
8-29-13	PACKAGE, Armature Shaft Nut and Lockwasher	----	----	1881 722	1881 722	----
8-29-14	PACKAGE, Armature Terminal Stud and Mounting	1881 740	----	1881 744	1881 744	1881 740
8-29-17	BRUSH SET	1843 156	1843 156	960 544	960 544	1843 156
8-29-19	PACKAGE, Brush Arm and Spring	1881 741	1881 721	1881 745	1881 745	1881 741
8-29-20	SPRING, Brush	671 490	1627 279	960 173	960 173	671 490
8-29-21	ARM, Brush	673 014	1627 277	674 936	674 936	673 014
8-29-41	PACKAGE, Holder and Terminal	----	1881 720	----	----	----
8-29-42	HOLDER, Brush	----	1752 693	----	----	----
	HOLDER, w/TERMINAL	----	1752 694	----	----	----
8-29-55	RIVET, Ground Brush Holder	----	1752 696	----	----	----
	Insulated Brush Holder	----	1752 697	----	----	----
8-29-81	INSULATOR, Holder	----	1752 692	----	----	----
8-29-82	INSULATOR, Rivet Bushing	----	1752 695	----	----	----
8-29-100	HEAD, Commutator End, Assembly	1495 542	1658 522	1501 791	1501 791	1495 553
8-29-113	BEARING, Commutator End Bronze	1402 563	----	----	----	----
8-29-146	HEAD, Drive End, Assembly	1889 349	1889 234	1818 749	1571 464	1879 569
8-29-154	BEARING, Drive End Head Ball	602 454	602 454	* 965 325	* 965 325	602 454
	BEARING, Commutator End Head Ball	----	----	1202 829	1202 829	602 454
8-29-172	COIL, Field, Complete, Assembly	----	1889 352	1391 246	1391 246	----
8-29-173	COIL, Field, Right	1499 172	----	----	----	1499 172
8-29-174	COIL, Field, Left	1499 171	----	----	----	1499 171
8-29-193	PACKAGE, Field Terminal Stud and Mounting	1881 719	1881 719	1881 743	1881 743	1881 719
8-29-208	BOLT, Thru	1253 343	----	1253 327	1253 327	1253 343
8-29-312	STUD, Armature Terminal	1253 349	----	1267 793	1267 793	1253 349
8-29-313	STUD, Field Terminal	1253 348	1253 348	953 732	953 732	1253 348
8-29-319	WASHER, Field Terminal Plain	1253 345	1253 345	1253 332	1253 332	1253 345
8-29-323	BUSHING, Armature Terminal Stud Insulating	1253 346	1627 278	960 162	960 162	1253 346
8-29-325	BUSHING, Field Terminal Insulating	1253 346	1253 346	960 161	960 161	1253 346
8-29-327	WASHER, Armature Terminal Insulating	1138 481	----	671 477	671 477	1138 481
	WASHER, Field Terminal Insulating	1253 344	1253 344	671 481	671 481	1253 344

CODE	REMARKS	GENERATOR ASSEMBLIES				
		1842 779 GHM-8005	1842 773 GHM-8002	1842 776 GHM-8004	1663 097 GGA-6009NS1	1842 794 GJM-8002
8-29-0 GENERATOR COMPONENT PARTS						
8-29-1	ARMATURE	1889 350	1879 568	1889 350	1391 249	1889 353
8-29-2	NUT, Armature Shaft	----	----	----	* 40 654	----
8-29-12	SPACER, Armature Shaft	----	----	----	1253 336	----
8-29-13	PACKAGE, Armature Shaft Nut and Lockwasher	----	----	----	1881 722	----
8-29-14	PACKAGE, Armature Terminal Stud and Mounting	1881 740	1881 740	1881 740	1881 744	----
8-29-17	BRUSH SET	1843 156	1843 156	1843 156	960 544	1843 156
8-29-19	PACKAGE, Brush Arm and Spring	1881 741	1881 741	1881 741	1881 745	1881 721
8-29-20	SPRING, Brush	671 490	671 490	671 490	960 173	1627 279
8-29-21	ARM, Brush	673 014	673 014	673 014	674 936	1627 277
8-29-41	PACKAGE, Holder and Terminal	----	----	----	----	1881 720
8-29-42	HOLDER, Grounded Brush	----	----	----	----	1752 693
	HOLDER, Insulated, w/TERMINAL	----	----	----	----	1752 694

★ Indicates use as required.

☐ Indicates parts not listed in any previous parts book.

* Indicates change or addition.

Numerals in parentheses () refer to notes.

Printed in U.S.A.

Prices and specifications subject to change without notice.

Feb. 15, 1960 Supersedes May 25, 1959.

1959 PASSENGER CAR PARTS LIST

CODE	REMARKS	GENERATOR ASSEMBLIES				
		1842 779 GHM-8005	1842 773 GHM-8002	1842 776 GHM-8004	1663 097 GGA-6009NS1	1842 794 GJM-8002
8-29-0 GENERATOR COMPONENT PARTS Cont'd						
8-29-55	RIVET, Ground Brush Holder	----	----	----	----	1752 696
	RIVET, Insulator Brush Holder	----	----	----	----	1752 697
8-29-81	INSULATOR, Brush Holder	----	----	----	----	1752 692
8-29-82	BUSHING, Holder Rivet	----	----	----	----	1752 695
8-29-100	HEAD, Commutator End, Assembly . . .	1495 542	1495 553	1495 542	1501 791	1658 597
8-29-146	HEAD, Drive End, Assembly	1889 351	1889 351	1879 569	1253 338	1889 234
8-29-154	BEARING, Drive End Head Ball	602 454	602 454	602 454	* 965 325	602 454
	BEARING, Commutator End Head Ball . .	1402 563	602 454	1402 563	1202 829	602 454
8-29-172	COIL, Field, Complete, Assembly	----	----	1391 246	*1391 246	1889 352
8-29-173	COIL, Field, Right	1499 172	1499 172	1499 172	----	----
8-29-174	COIL, Field, Left	1499 171	1499 171	1499 171	----	----
8-29-193	PACKAGE, Field Terminal Stud and Mounting	1881 719	1881 719	1881 719	1881 743	1881 719
8-29-208	BOLT, Thru	1253 343	1253 343	1253 343	1253 327	673 009
8-29-312	STUD, Armature Terminal	1253 349	1253 349	1253 349	1267 793	----
8-29-313	STUD, Field Terminal	1253 348	1253 348	1253 348	953 732	1253 348
8-29-320	INSULATION, Terminal Stud Inner . . .	----	----	----	1253 332	----
8-29-323	BUSHING, Armature Terminal Stud Insulating	----	----	----	960 162	1627 278
8-29-325	BUSHING, Field Terminal Insulating . .	1253 346	1253 346	1253 346	* 960 161	1253 346
8-29-327	WASHER, Armature Terminal Insulating	1138 481	1138 481	1138 481	671 477	----
	WASHER, Field Terminal Insulating . . .	1253 344	1253 344	1253 344	* 671 481	1253 344

CODE	PART NAME AND DESCRIPTION	NO. OF CYL.	PLYMOUTH	DODGE	DESOTO	CHRYSLER AND IMPERIAL	PER CAR	PART NUMBER
8-30-0 GROMMETS								
8-30-1	GROMMET, Gearshift Control Cable Dash, MC1, MC2, MC3	6-8	59	59	59	59	1	1370 460
	Right Headlamp and Parking Lamp Cable, Yoke	6-8	-	59	-	-	1	*1302 821
	Right Side Yoke	8	-	-	59	59	1	*1345 189
	Grommet, Wiring Harness, MS2, MS3	6-8	59	59	59	59	1	1819 372
	License and Back-Up Lamp Cables, Sub. . . .	6-8	59	-	-	-	1	1842 998
	License Lamp Cable, Rr. Floor Pan, MD3 MC1, MC3, Sub., MS1, MS3, except Sub. . .	8	-	59	59	59	1	1842 997
	Back-Up Lamp Cable, MP1, MP2, MC1, MC2, MC3	6-8	59	-	-	59	2	*1842 997
	Body Wiring, Left Quarter Panel, Cv. Cp., MS2, MS3	8	-	-	59	-	1	1345 189
	Chassis, Headlamp, Parking Lamp and Horn Wire, Left Side Yoke	6-8	-	59	59	59	1	*1383 638
	Speedometer Cable Dash	6-8	59	59	59	59	1	1370 460
	License Lamp Cable, MY1	8	-	-	-	59	1	*1838 986
	Back-Up Lamp Cable, MY1	8	-	-	-	59	2	*1838 986
8-31-0 HAND BRAKE SIGNAL LAMP								
8-31-2	LAMP, Hand Brake Signal, MC1, MC2, MC3 .	8	-	-	-	59	1	1841 936
8-31-3	FLASHER, MY1	8	-	-	-	59	1	1841 922
8-31-10	SWITCH, Hand Brake Signal Lamp, MC1, MC2, MC3	6-8	59	59	59	59	1	1838 957
	MY1	8	-	-	-	59	1	1753 859
8-31-16	HOUSING and SOCKET, Hand Brake Signal Lamp	6-8	59	59	59	-	1	1880 587
	SOCKET, MY1	6-8	59	59	59	59	1	1314 619

★ Indicates use as required. Numerals in parentheses () refer to notes. Printed in U.S.A.
 ☐ Indicates parts not listed in any previous parts book. Prices and specifications subject to change without notice.
 Feb. 15, 1960 Supersedes Mar. 20, 1959. Page 8-10 * Indicates change or addition.

CODE	PART NAME AND DESCRIPTION	NO. OF CYL.	PLYMOUTH	DODGE	DESOTO	CHRYSLER AND IMPERIAL	PER CAR	PART NUMBER
8-32-0 HORNS								
8-32-2	HORN, High Note, Sea Shell Type, w/Air Conditioning, A.L.	8	59	-	-	-	1	⊠1842 716
	Low Note, Upper	8	59	-	-	-	1	1753 087
	Right, Sea Shell, 4 Blade Terminal, A.L.	6-8	59	-	-	-	1	1887 174
	Left	6-8	59	-	-	-	1	1887 175
	Right, MS1, A.L.	6-8	-	59	59	-	1	⊠1842 716
	Left	6-8	-	59	59	-	1	*1842 660
	Right, High Note, A.L., MS1	8	-	59	59	-	1	*1887 175
	Left, Low Note	8	-	59	59	-	1	1887 174
	Right, Sea Shell, 2 Blade Terminal, A.L., MS2, MS3	8	-	-	59	59	1	1842 661
	Right, S.W., MS2, MS3	8	-	-	59	59	1	1753 014
	Left	8	-	-	59	59	1	1753 015
	w/Air Conditioning, Right, Sea Shell Type, A.L., MS2, MS3, MC2, MC3, MY1	8	-	-	59	59	1	*1753 007
	High Note, Right, w/Air Conditioning, S.W., MC1	8	-	-	-	59	1	*1779 485
	Low Note, Left	8	-	-	-	59	1	*1779 484
	High Note, Right, Trumpet, 3 Horn System, A.L., MS2, MS3	8	-	-	59	-	1	1886 120
	High Note, Right, Trumpet, 3 Horn System, MS2, MS3, S.W.	8	-	-	59	-	1	1971 155
	Low Note, Right, MY1	8	-	-	-	59	1	1753 001
8-32-15	BRACKET, Horn Mounting, w/Air Conditioning, A.L.	8	59	-	-	-	1	1753 059
	Right, w/Air Conditioning, S.W., MS1, MC1	8	-	59	59	59	1	⊠1887 160
	Left, MS1, MC1	8	-	59	59	59	1	⊠1887 161
	Right, w/Air Conditioning, MS2, MS3, MC2, MC3	8	-	-	59	59	1	1838 278
	Left, High-Low, Sea Shell Type, w/Air Conditioning, S.W., MC2, MC3, MY1	8	-	-	-	59	1	1753 017
	Left, w/Air Conditioning, MY1, A.L.	8	-	-	-	59	1	1887 880
	Right, Trumpet, w/3 Horn System, MS2, MS3, MY1	8	-	-	59	59	1	1838 278
	Right, Trumpet, Low Note, S.W., MC3-300	8	-	-	-	59	1	1838 278
	Left	8	-	-	-	59	1	1753 017
8-32-18	SCREW and WASHER, Horn Mounting to Yoke	6-8	59	59	59	59	★	6006 218
8-32-108	ADAPTOR, Horn Terminal, w/Air Conditioning, S.W., MS2, MS3, MC2, MC3, MY1	8	-	-	59	59	1	1753 085
8-33-0 HORN CONTROL								
8-33-4	BAR, Horn Blowing, Prime, MP1-L, MP2-L	6-8	59	-	-	-	1	1850 557
	RING, Blowing, w/o Plastic Wheel	6-8	59	-	-	-	1	1820 038
	w/Shallow Plastic Wheel	6-8	59	-	-	-	1	1856 319
	w/Plastic Wheel	6-8	-	59	-	-	1	*1940 543
	Tan	6-8	-	59	-	-	1	⊠2122 066
	w/Deep Well for Clock	8	-	-	59	-	1	*1819 784
	MC1	8	-	-	-	59	1	1732 390
	MC2	8	-	-	-	59	1	1732 411
	w/Shallow Plastic Steering Wheel, MC2, MC3, MY1	8	-	-	-	59	1	1940 545
	MY1	8	-	-	-	59	1	1738 191
8-33-5	RETAINER, Steering Wheel Horn Ring, w/Shallow Plastic Wheel	6-8	59	-	-	-	1	1856 318
	MC2 w/Cushioned Horn Ring, MC3	6-8	-	59	-	-	1	*1940 512
	MY1	8	-	-	-	59	1	1940 514
	MC2	8	-	-	-	59	1	1730 975
8-33-6	ORNAMENT, Horn Blowing Ring	6-8	59	-	-	-	1	1856 296
	w/Shallow Plastic Wheel	6-8	59	-	-	-	1	1856 320
	Complete Assembly	8	-	-	59	-	1	1940 857
	Complete, w/RETAINER, MC1	8	-	-	-	59	1	1734 059
	MC2	8	-	-	-	59	1	1732 384
8-33-13	RETAINER, Horn Blowing Ring Ornament, MC2	8	-	-	-	59	1	1730 987

★ Indicates use as required.

Numerals in parentheses () refer to notes.

Printed in U.S.A.

⊠ Indicates parts not listed in any previous parts book.

Mar. 20, 1959 Supersedes Dec. 30, 1958

Page 8-11

Prices and specifications subject to change without notice.

* Indicates change or addition.

1959 PASSENGER CAR PARTS LIST

ELECTRICAL

CODE	PART NAME AND DESCRIPTION	NO. OF CYL.	PLYMOUTH	DODGE	DESOTO	CHRYSLER AND IMPERIAL	PER CAR	PART NUMBER
8-33-0 HORN CONTROL Cont'd								
8-33-15	SPRING, Horn Blowing Ring Ornament Retaining, not used w/Plastic Wheel	6-8	59	-	-	-	1	1326 406
8-33-16	CUSHION, Horn Blowing Ring Ornament, w/o Plastic Steering Wheel	6-8	59	-	-	-	1	1141 458
8-33-19	BASE, Horn Blowing Ring Mounting, MS2, not used w/Deep Plastic Strg. Wheel, MS3	8	-	-	59	-	1	1613 090
	MY1	8	-	-	-	59	1	1730 978
8-33-39	BUSHING PACKAGE, Horn Blowing Ring Spacer	6-8	59	59	59	59	★	1450 494
8-33-40	SCREW, Horn Blowing Ring Spacer Bushing	6-8	59	59	59	59	★	1325 906
8-33-90	SWITCH, Horn Blowing, MC1, MC2, MC3	6-8	59	59	59	59	1	1571 283
	MY1	8	-	-	-	59	1	1704 689
8-33-118	CONTACT, Directional Signal Switch Horn	6-8	59	59	59	59	1	*1604 921
8-33-120	SLEEVE, Horn Contact Directional Cancelling Switch Actuating, MY1	8	-	-	-	59	1	1770 498
8-33-121	RING, Horn Contact, w/Feed Cable, w/Power Steering, MC1, MC2, MC3	6-8	59	59	59	59	1	1819 841
8-33-135	INSULATOR, Horn Cable Terminal, w/o Air Conditioning	6-8	59	-	-	-	2	1770 402
8-33-164	RELAY, Horn, MS2, MS3	8	-	-	59	59	1	1843 490
8-33-165	SCREW, Horn Relay Mounting, MS2, MS3	8	-	-	59	59	2	6006 119
8-34-0 HEADLAMP								
8-34-1	HEADLAMP, Dual Unit, Complete, Right, Right Way Shift	6-8	59	-	-	-	1	1842 682
	Left	6-8	59	-	-	-	1	1842 683
	Dual Unit, Complete, Right, Left Shift, Export. Left	6-8	59	-	-	-	1	1842 684
	Dual, High-Low Beam, Right, Complete	6-8	-	59	-	-	1	*1887 050
	Left	6-8	-	59	-	-	1	*1842 678
	High Beam, Right, Complete	6-8	-	59	-	-	1	*1779 381
	Left	6-8	-	59	-	-	1	*1779 382
	Dual, High-Low Beam, Complete, Right, Right Shift	8	-	-	59	-	1	1842 673
	Left	8	-	-	59	-	1	1842 674
	High Beam, Right, Complete	8	-	-	59	-	1	1842 671
	Left	8	-	-	59	-	1	1842 672
	Dual, High-Low Beam, Right, Right Shift, MC1, MC2, MC3	8	-	-	-	59	1	1879 804
	Left	8	-	-	-	59	1	1879 805
	Dual, Assembly, Right, Right Shift, MC3-300	8	-	-	-	59	1	1753 473
	Left	8	-	-	-	59	1	1753 474
	Dual, High Beam, Right, MC1, MC2, MC3	8	-	-	-	59	1	1879 802
	Left	8	-	-	-	59	1	1879 803
	High-Low Beam, Right, Complete, MY1	8	-	-	-	59	1	1887 050
	Left	8	-	-	-	59	1	1842 678
	High Beam, Right, Complete, MY1	8	-	-	-	59	1	1779 381
	Left	8	-	-	-	59	1	1779 382
	Dual, High-Low Beam, Right, Right Shift, Export, MY1	8	-	59	-	59	1	1842 678
	Left	8	-	59	-	59	1	1842 679
	Dual, High-Low Beam, Right, Left Shift, Export, MY1	8	-	59	-	59	1	1887 049
	Left	8	-	59	-	59	1	1842 679
	Dual, High-Low Beam, Right, Left Shift, Export	8	-	-	59	-	1	1842 675
	Left	8	-	-	59	-	1	1842 676
	Dual, High-Low Beam, Right, Left Shift, Export, MC1, MC2, MC3	8	-	-	-	59	1	1879 806
	Left	8	-	-	-	59	1	1879 807
	HEADLAMP, Complete, Right, Two Headlamp Operating, Right Way Shift, Export	6-8	59	-	-	-	1	*1886 146
	Left	6-8	59	-	-	-	1	1886 147
	HEADLAMP, Complete, Right, Two Headlamp Operating, Left Way Shift, Export	6-8	59	-	-	-	1	⊠1886 148
	Left	6-8	59	-	-	-	1	⊠1886 149

★ Indicates use as required.

Numerals in parentheses () refer to notes.

Printed in U.S.A.

⊠ Indicates parts not listed in any previous parts book.

Prices and specifications subject to change without notice.

Feb. 15, 1960 Supersedes Mar. 20, 1959.

* Indicates change or addition.

CODE	PART NAME AND DESCRIPTION	NO. OF CYL.	PLYMOUTH	DODGE	DESOTO	CHRYSLER AND IMPERIAL	PER CAR	PART NUMBER
8-34-0 HEADLAMP Cont'd								
8-34-1	HEADLAMP - Cont'd							
	Dual Headlamp, High Beam, Complete, Right							
	Way Shift, Two Headlamp Operating, Right,							
	Export, MY1	8	-	59	-	59	1	*1880 572
	Left	8	-	59	-	59	1	1880 573
	Right, High Beam, Export, Riteway Shift,							
	Two Headlamp Operating	8	-	-	59	-	1	*1886 001
	Left	8	-	-	59	-	1	1886 002
	Right, MC1, MC2, MC3, Export	8	-	-	-	59	1	1885 947
	Left	8	-	-	-	59	1	1885 948
8-34-5	NUT, Front Fender Headlamp Plate Plastic	6-8	-	59	-	-	6	*1902 729
8-34-40	DOOR, Headlamp Aluminum Finish	6-8	59	-	-	-	2	1832 494
	BEZEL, Front Fender Headlamp, Right, B/E	6-8	59	-	-	-	1	1832 474
	Left	6-8	59	-	-	-	1	1832 475
	DOOR, Right	6-8	-	59	-	-	1	*1902 978
	Left	6-8	-	59	-	-	1	*1902 979
	Headlamp and Parking Lamp, Right	8	-	-	59	-	1	1832 894
	Left	8	-	-	59	-	1	1832 895
	Right, w/Parking Lamp Assembly	8	-	-	59	-	1	1754 768
	Left	8	-	-	59	-	1	1754 769
	Right, MC1, MC2, MC3, except 300	8	-	-	-	59	1	1832 994
	Left	8	-	-	-	59	1	1832 995
	Right, MY1	8	-	-	-	59	1	1902 758
	Left	8	-	-	-	59	1	1902 759
8-34-51	NUT, Headlamp Plate to Door Bracket							
	Attaching, MC1, MC2, MC3	8	-	-	-	59	2	1610 082
	Front Fender Headlamp Plate to Stone							
	Deflector Jam	6-8	59	-	-	-	4	6010 006
	Shell Bracket	6-8	59	-	-	-	2	6010 154
8-34-96	SCREW, Dual Headlamp Door to Headlamp							
	Panel	8	-	59	-	-	4	1863 571
	SCREW and WASHER, Headlamp Plate to							
	Radiator Yoke Center and Lower Attaching	6-8	59	59	-	-	4	6010 019
	SCREW, Door Retaining	6-8	59	-	-	-	8	1863 782
	SCREW, Headlamp and Parking Lamp Door							
	Attaching	8	-	-	59	-	6	*6010 096
	SCREW, Headlamp Door, MC1, MC2, MC3	8	-	-	-	59	6	6010 096
8-34-105	CLIP, Headlamp Door to Frame Mounting,							
	MY1	8	-	-	-	59	2	1753 507
8-34-175	UNIT, Headlamp, Inner, High Beam	6-8	59	59	59	59	2	1753 435
	Outer, High and Low Beam	6-8	59	59	59	59	2	1753 436
	Headlamp High Beam Sealed Beam, 2							
	Headlamp Operating, Export	6-8	59	59	59	59	2	1842 211
	Used as Low Beam-Outer on 2 Headlamp							
	Operating Jobs, Export	6-8	59	59	59	59	2	1753 436
	UNIT, Dual Headlamp Sealed Beam, Left							
	Shift, Hi-Lo Beam, Export	6-8	59	59	59	59	2	1841 775
8-34-177	SPRING, Dual Headlamp Sealed Beam Unit							
	Mounting Seat Adjusting, MC1, MC2, MC3	6-8	59	59	59	59	4	1779 405
8-34-178	SCREW, Dual Headlamp Sealed Beam							
	Unit Mounting Seat Adjusting	6-8	59	59	-	-	8	*1626 537
		8	-	-	59	59	8	1753 482
8-34-180	RING and LUGS, Dual Headlamp Sealed							
	Beam Retainer, MC1, MC2, MC3	6-8	59	59	59	59	4	*1779 406
	MC3-300, MY1	8	-	-	-	59	4	1753 476
8-34-220	CABLE, Dual Headlamp, w/CONNECTOR,							
	High Beam	6-8	59	59	59	59	2	*1779 388
	High-Low Beam, Right	8	-	59	-	-	1	1779 401
	High Low Beam, Right, except MC3-300	8	-	-	59	59	2	1886 829
	Right, MC3-300	8	-	-	-	59	1	1753 492
	Left	8	-	-	-	59	1	1753 493
	High Beam, 2 Headlamp Operating	8	-	59	59	59	2	1886 819
8-34-230	CONNECTOR and TERMINAL PACKAGE,							
	Headlamp Cable, High-Low Beam	6-8	59	59	59	59	2	*1879 609
8-34-238	CONNECTOR, Headlamp Cable	6-8	59	59	59	59	2	*1604 075

★ Indicates use as required.

Numerals in parentheses () refer to notes.

Printed in U.S.A.

⊠ Indicates parts not listed in any previous parts book.

Prices and specifications subject to change without notice.

* Indicates change or addition.

Page 8-13

Feb. 15, 1960 Supersedes Mar. 20, 1959.

1959 PASSENGER CAR PARTS LIST

ELECTRICAL

CODE	PART NAME AND DESCRIPTION	NO. OF CYL.	PLYMOUTH	DODGE	DESOTO	CHRYSLER AND IMPERIAL	PER CAR	PART NUMBER
8-34-0 HEADLAMP Cont'd								
8-34-302	BRACKET, Front Fender Headlamp Plate to Shell	6-8	59	-	-	-	2	1832 081
8-34-362	FRAME, Front Fender Headlamp, Right, MY1 Left, MY1	8	-	-	-	59	1	1902 998
		8	-	-	-	59	1	1902 999
8-35-0 IGNITION COIL, SWITCH AND LOCK CYLINDER								
8-35-3	COIL, Ignition, w/Primary RESISTOR	6	59	-	-	-	1	1843 324
8-35-4	COIL, MD1	6	59	59	-	-	1	*1688 210
	w/Heavy Duty Ignition Package, High Compression Head	6	59	59	-	-	1	1688 212
		8	59	59	59	59	1	1688 212
8-35-22	RESISTOR, Coil Primary, w/Heavy Duty Ignition Package, High Compression Head	6	59	59	-	-	1	1842 522
		8	59	59	59	59	1	1842 522
8-35-41	BRACKET, Coil Mounting, on Coil, MP1 All, MD1	6	59	59	-	-	1	1842 000
	On Coil	8	59	59	59	59	1	1688 207
	w/Air Conditioning "V2" Compressor, MP2 High Performance, MD3-500, MS1	8	59	59	59	59	1	1855 495
	MD2-D500, MD2-D500 High Performance, MD3-D500, MC1 High Performance, MS3 Adventurer, MC3-300	8	-	59	59	59	1	1851 754
8-35-44	SPACER, Intake Manifold Coil Bracket, MD2	8	59	59	-	-	1	1828 225
8-35-59	SWITCH, Starter and Ignition	6-8	59	59	59	59	1	1841 167
8-35-85	RING, Starter and Ignition Switch Retainer	6-8	59	-	-	-	1	1886 840
		6-8	-	59	-	-	1	*1886 839
		8	-	-	59	-	1	1886 841
	MC1, MC2, MC3	8	-	-	-	59	1	1971 228
	MY1	8	-	-	-	59	1	1886 842
8-35-111	CYLINDER PACKAGE, Ignition and Door Lock, MC1, MC2, MC3	6-8	59	-	-	-	1	1698 638
	MY1	8	-	59	59	59	1	*1698 986
8-35-115	CYLINDER and KEY, Ignition Lock	6-8	59	59	59	59	★	1649 639
8-35-122	KEY, Ignition and Door Lock Cylinder Blank, MC1, MC2, MC3	6-8	59	59	59	59	★	1649 628
	MY1	8	-	-	-	59	★	1698 845
8-36-0 IGNITION WIRING AND SPARK PLUGS								
8-36-1	CABLE SET, Ignition	6	59	-	-	-	1	1692 601
	MP2, MD2, except High Performance	8	59	59	-	-	1	1818 776
	SET, Ignition Cable, Resistor Type, MP2, MD2, High Performance, MD3	8	59	59	59	59	1	2084 023
	PACKAGE, Ignition Cable, Resistor Type, w/Straight Terminal, One Cable, MP2, MD2, High Performance, MD3	8	59	59	59	59	1	2084 064
	w/Elbow TERMINAL, One Cable, MP2, MD2, High Performance, MD3	8	59	59	59	59	1	2084 065
8-36-4	BRACKET, Spark Plug Wire, MP2 High Performance, MD2-D500	8	59	59	-	-	2	1739 355
	MP2 High Performance, MD1	6-8	59	59	-	-	1	1739 355
8-36-14	SEPARATOR, Ignition Cable, w/40 Ampere Generator, w/Air Conditioning, MD3	8	-	59	59	-	1	1841 499
8-36-45	CABLE (Ignition specify by the inch) MD2	6-8	59	59	-	-	★	1109 243
8-36-47	SLEEVE, Coil Secondary Cable	6-8	59	59	59	59	1	1665 085
8-36-55	TERMINAL, Coil Secondary Cable	6-8	59	59	59	59	2	676 872
8-36-83	CABLE, Spark Plug Assembly, MP2, MD2	8	59	59	-	-	8	1688 364
8-36-95	TERMINAL, Spark Plug Cable, Distributor End	6-8	59	59	-	-	★	* 676 872
	TERMINAL, Spark Plug Cable	6	59	59	-	-	6	1661 017
		8	59	59	59	59	8	1383 967
	Elbow Terminal	6-8	59	59	59	59	★	*1842 819
8-36-96	NIPPLE, Coil Secondary Cable Terminal, Coil End	6-8	59	59	59	59	★	1658 838
	Secondary Cable, Distributor End	6-8	59	59	59	59	★	1658 838
	Spark Plug Cable Terminal, Distributor End	6-8	59	59	59	59	★	1658 838

★ Indicates use as required.

Numerals in parentheses () refer to notes.

Printed in U.S.A.

□ Indicates parts not listed in any previous parts book.

Prices and specifications subject to change without notice.

Feb. 15, 1960 Supercedes Mar. 20, 1959.

* Indicates change or addition.

CODE	PART NAME AND DESCRIPTION	NO. OF CYL.	PLYMOUTH	DODGE	DESOTO	CHRYSLER AND IMPERIAL	PER CAR	PART NUMBER
8-36-0 IGNITION WIRING AND SPARK PLUGS Cont'd								
8-36-114	PLUG, Spark, MD2, AR-42	8	59	59	-	-	8	*1658 851
	MP1 Low Compression, Export, MD1, AR-51	6	59	59	-	-	6	1568 039
	A-52, MD-3, Low Compression, Export	8	-	59	59	59	8	1889 522
	A-42, MD3	8	-	59	59	59	8	1889 520
	MP2 High Performance, MD2-D500, MD3-D500, MS3 Adventurer, MC1 High Performance, MC3-300, A-32	8	59	59	59	59	8	1889 521
	Low Compression Engine, Export, AR-52, MD2	8	59	59	-	-	8	1658 850
8-36-115	GASKET, Spark Plug	6-8	59	59	59	59	★	150 189
8-36-117	COVER, Spark Plug, MD1, MD2	6-8	59	59	-	-	★	*1565 354
	MD3	8	-	59	59	59	8	*1889 517
8-36-124	SHIELD, Spark Plug Heat	8	59	59	59	59	2	*1821 394
8-37-0 INSTRUMENT PANEL INSTRUMENTS								
8-37-1	AMMETER	6-8	-	59	-	-	1	*1887 035
	MC1, MC2, MC3	8	-	-	-	59	1	1879 363
	MY1	8	-	-	-	59	1	1841 600
8-37-2	LIMITER, Instruments Voltage	6-8	-	59	-	-	1	*1887 036
8-37-72	ORNAMENT and BEZEL PACKAGE, Fuel Gauge Lens	8	-	-	59	-	1	□2084 463
8-37-74	FLASHER, Speedometer Warning Control	6-8	-	59	-	-	1	*1971 896
8-37-85	LENS, Ammeter and Oil Pressure Indicator Lamp	6-8	59	-	-	-	2	□1886 698
8-37-88	SOCKET, Low Oil Pressure Indicator Lamp	6-8	59	59	59	-	1	*1753 632
	Generator Indicator Lamp	6-8	59	59	59	-	1	*1753 632
8-37-90	BEZEL, Instrument Panel Instrument Housing	8	-	59	-	-	1	1830 675
	LENS, Retainer and Escutcheon, Instrument Cluster, w/o Air Conditioning	8	-	59	-	-	1	1887 028
	LENS, Retainer and Escutcheon, Instrument Cluster, w/Air Conditioning	8	-	59	-	-	1	1887 029
8-37-94	LENS and BEZEL PACKAGE, Oil and Ammeter Indicator Lamp	8	-	-	59	-	1	□2084 464
8-37-136	GAUGE, Temperature	6-8	59	-	-	-	1	1879 408
		6-8	-	59	-	-	1	*1887 190
		8	-	-	59	-	1	1879 459
	MC1, MC2, MC3	8	-	-	-	59	1	1879 365
	MY1	8	-	-	-	59	1	□1971 701
8-37-137	ORNAMENT and BEZEL PACKAGE, Temperature Gauge Lens	8	-	-	59	-	1	□2084 462
8-37-155	SENDING UNIT, Temperature Gauge	6-8	59	-	59	59	1	1770 732
		6-8	-	59	-	-	1	*1842 555
8-37-162	LENS, Speedometer and Instrument Cluster, MC1, MC2, MC3	6-8	59	-	-	-	1	□1841 665
	MY1	8	-	-	-	59	1	1841 245
	MY1	8	-	-	-	59	1	□1841 591
8-37-178	HOUSING, Instrument, White	6-8	-	59	-	-	1	*1830 666
	Instrument Panel Instruments, Prime, MC1 w/Trim PAD, MC2, MC3	8	-	-	-	59	1	1900 389
	w/LENS and RETAINER, MC1, MC2, MC3	8	-	-	-	59	1	1879 769
	MY1	8	-	-	-	59	1	1830 929
8-37-182	BRACKET, Instrument Panel Instruments Housing to Instrument, Right	6-8	-	59	-	-	1	*1839 318
	Left	6-8	-	59	-	-	1	*1839 319
8-37-188	STUD, Instrument Cluster Housing Mounting, MC1, MC2, MC3	8	-	-	-	59	2	662 274
8-37-199	NUT, Speedometer and Instrument Mounting	6-8	59	-	59	-	★	*1626 973
8-37-275	GAUGE, Fuel	6-8	59	-	-	-	1	1879 409
		6-8	-	59	-	-	1	*1887 191
		8	-	-	59	-	1	1879 460
	MC1, MC2, MC3	8	-	-	-	59	1	1879 361
	MY1	8	-	-	-	59	1	□1971 703
8-37-316	GAUGE, Oil	6-8	-	59	-	-	1	*1879 462
	MC1, MC2, MC3 except MC3-300	8	-	-	-	59	1	1879 359
	MY1	8	-	-	-	59	1	□1971 702

★ Indicates use as required.

Numerals in parentheses () refer to notes.

Printed in U.S.A.

□ Indicates parts not listed in any previous parts book.

Prices and specifications subject to change without notice.

* Indicates change or addition.

CODE	PART NAME AND DESCRIPTION	NO. OF CYL.	PLYMOUTH	DODGE	DESOTO	CHRYSLER AND IMPERIAL	PER CAR	PART NUMBER
8-44-0 BULBS								
8-44-1	BULB, Roof Rail Lamp, MC1, MC2, MC3 . . .	6-8	59	59	59	59	★	151 578
	Dome Lamp	6-8	59	59	59	59	★	151 578
	Clock, MS3, MC2, MC3	6-8	59	-	59	59	1	152 240
	Hand Brake Signal, MS3	8	-	-	59	-	1	127 934
		8	-	-	-	59	1	142 453
	Low Oil Pressure Indicator	6-8	59	-	59	-	1	127 934
	Generator Indicator	6-8	59	-	59	-	1	127 934
	Push Button Gearshift, MS3	8	-	-	59	59	1	127 934
	Directional Signal Indicator	6-8	59	59	59	59	2	127 934
	Headlamp Beam Indicator	6-8	59	59	59	59	1	127 934
	Glove Compartment, MY1	8	-	-	-	59	1	127 934
	License Lamp, except Sub.	8	59	59	-	-	1	142 450
	Instrument and Speedometer, MY1	8	-	-	-	59	6	127 934
	Instrument Lamp	8	-	-	-	59	1	127 934
	Tail, Stop and Directional, Sub.	6-8	59	-	-	-	2	151 567
	Tail Lamp	6-8	59	-	-	-	2	142 450
	Back-Up Lamp, MC2, MC3, except Sub.	8	-	-	-	59	2	151 576
	Parking Lamp, MC1, MC2, MC3	8	-	-	-	59	2	151 567
	Open Door Indicator	6-8	59	-	-	-	1	142 451
8-47-0 LICENSE MOUNTING PARTS								
8-47-8	BRACKET, Front License Plate, B. E., MY1	8	-	-	-	59	1	1828 931
	MC1, MC2, MC3	8	-	-	-	59	2	*1943 559
	MC3-300	8	-	-	-	59	1	1737 345
8-47-14	SCREW and WASHER, Front License Bracket to Plate	6-8	-	59	-	-	2	*6010 016
8-47-15	NUT, Front Bumper to License Plate Screw Speed	6-8	59	59	59	59	★	*6012 049
	Bracket to Plate	8	-	59	-	-	2	6012 037
8-47-21	BUTTON, Front License Plate Bracket, MY1	8	-	-	-	59	1	1553 978
	Bracket to Bumper, MC3-300	8	-	-	-	59	1	1140 355
	Bumper License Plate, UP TO	6-8	-	59 (1)	59 (1)	-	1	1140 355
	License Plate to Bumper, MC1, MC2, MC3, AFTER	6-8	59	59 (1)	59 (1)	59	1	1940 397
8-47-57	FRAME, License Plate Front and Rear, Gold Finish	6-8	59	59	59	59	1	*1829 059
	Aluminum Finish	6-8	59	59	59	59	1	*1829 058
	Chrome Finish	6-8	59	59	59	59	2	1941 036
8-47-75	BRACKET, Deck Opening Lower Panel License Plate Mounting, except Sub.	6-8	59	-	-	-	1	1708 387
	Deck Lid License Plate Mounting, 4 D., Sp. 4 D., Cl. Cp., Sp. Cl. Cp., Cl. Sed	6-8	-	59	-	-	1	*1708 559
8-47-89	SPEED NUT, Rear Bumper License Plate, except Sub., MC1, MC2, MC3	8	-	-	59	59	2	6012 056
8-47-126	BUTTON, Rear Bumper to License Plate, except Sub.	6-8	-	59	-	-	1	*1943 547
	BUTTON, Rear License Plate to Bumper Rubber, Sub.	6-8	59	59	59	59	2	1140 355
	BUMPER, Deck Lid License Plate, except Sub.	6-8	-	59	-	-	2	* 770 024
8-47-131	NUT, Front License Bracket to Plate Speed	6-8	59	59	-	-	2	*6012 037
	Rear Bumper to License Plate Mounting Screw, except Sub.	6-8	-	59	-	-	2	*6012 059
	License Plate Attaching, MY1	8	-	-	-	59	2	6012 037
8-50-0 PARKING AND DIRECTIONAL LAMPS								
8-50-82	SWITCH, Directional Signal	6-8	59	-	-	-	1	1838 260
	w/Power Steering	6-8	59	-	-	-	1	1841 724
	w/ or w/o Power Steering, MC1, MC2, MC3	6-8	-	59	59	59	1	*1841 725
8-50-97	ARM, Directional Signal Switch Operating, MC1, MC2, MC3	6-8	-	59	59	59	1	*1753 865
8-50-98	SWITCH, Directional Signal Actuating, MY1	8	-	-	-	59	1	1842 950
8-50-103	ARM PACKAGE, Directional Signal Switch Operating	6-8	59	-	-	-	1	2084 288

NOTE 1: MD1-M302-100166, MD2-M312-101278, MD3M-M332-100353, MD3-H-M352-100596, MD3-Sub.-M372-100568, MS1 - except Sub. M412-100372, MS1 - Sub. M472-100101.

★ Indicates use as required.

Numerals in parentheses () refer to notes.

Printed in U.S.A.

⊘ Indicates parts not listed in any previous parts book.

* Indicates change or addition.

Page 8-17

Prices and specifications subject to change without notice.
Feb. 16, 1960 Supersedes Mar. 20, 1959.

1959 PASSENGER CAR PARTS LIST

ELECTRICAL

CODE	PART NAME AND DESCRIPTION	NO. OF CYL.	PLYMOUTH	DODGE	DESOTO	CHRYSLER AND IMPERIAL	PER CAR	PART NUMBER
8-37-0 INSTRUMENT PANEL INSTRUMENTS			Cont'd					
8-37-372	SPEEDOMETER, Partial, Mile	6-8	59	-	-	-	1	⊖1972 985
	Kilo	6-8	59	-	-	-	1	⊖1972 719
	Calibrated and Certified, Police Cars	6-8	59	-	-	-	1	1972 843
	Partial, w/HOUSING	8	-	-	59	-	1	1880 509
	Mile, 120 M.P.H.	6-8	-	59	-	-	1	*1879 864
	Mile, w/Warning Light	6-8	-	59	-	-	1	*1886 942
	Kilo	6-8	-	59	-	-	1	*1879 865
	Mile, MC1, MC2, MC3	8	-	-	-	59	1	1841 254
	Kilo, MC1, MC2, MC3	8	-	-	-	59	1	1841 255
	Partial, 150 MPH., MC3-300	8	-	-	-	59	1	1879 786
	Mile, MY1	8	-	-	-	59	1	1841 606
	Kilo, MY1	8	-	-	-	59	1	1841 595
8-37-373	HOUSING, Speedometer, Kilo	8	-	-	59	-	1	1972 247
	Front, w/LENS and RETAINER, Mile, MC1, MC2, MC3	8	-	-	-	59	1	1841 252
	Kilo, MC1, MC2, MC3	8	-	-	-	59	1	1841 253
	Front, w/LENS and RETAINER, w/150 MPH., Speedometer, MC3-300.	8	-	-	-	59	1	1879 787
8-37-375	WASHER, Instrument Housing to Upper Panel Cup	6-8	59	59	-	-	1	*6008 035
8-37-378	KNOB, Speedometer Warning Control	6-8	-	59	-	-	1	*1886 092
8-37-385	STUD, Speedometer to Instrument Panel Mounting, MC1, MC2, MC3	8	-	-	-	59	2	662 274
8-37-410	LENS, Speedometer, Mile	6-8	-	59	-	-	1	*1879 867
	w/Warning Device, Mile	6-8	-	59	-	-	1	*1887 690
	Kilo	6-8	-	59	-	-	1	*1879 868
	Mile	8	-	-	59	-	1	1880 524
8-38-0 GLOVE COMPARTMENT LIGHT								
8-38-23	SOCKET and SWITCH	6-8	-	59	-	-	1	⊖1885 976
	MC1, MC2, MC3	8	-	-	-	59	1	⊖1972 770
8-39-0 HEADLAMP BEAM INDICATOR LIGHT								
8-39-3	LAMP, MC1, MC2, MC3	8	-	-	-	59	1	1841 939
	MY1	8	-	-	-	59	1	1886 055
8-39-15	SOCKET, High Beam Indicator Lamp, MC1, MC2, MC3	6-8	59	59	-	59	1	*1689 538
8-40-0 IGNITION LAMP								
8-40-8	GASKET, Lamp Mounting, MC1, MC2, MC3	8	-	-	-	59	1	1971 224
8-40-16	SOCKET, Ignition Switch Lamp, MC1, MC2, MC3	8	-	-	-	59	1	1689 538
8-41-0 INSTRUMENT PANEL LIGHT								
8-41-36	SOCKET, Instrument and Speedometer Lamp, MC1, MC2, MC3	6-8	59	59	59	59	★	*1689 538
	MY1	8	-	-	-	59	2	1886 455
8-42-0 MAP LAMP								
8-42-1	LAMP, Map, Complete, Cv. Cp.	8	59	-	-	-	1	*1887 194
8-42-2	LENS, Switch and Bracket, Map Lamp, Cv. Cp.	8	59	-	-	-	1	*2084 672
8-42-5	LENS, Map Lamp	6-8	-	59	-	-	1	*1838 155
	Map and Courtesy, MC1, MC2, MC3	8	-	-	59	59	★	1841 791
	MY1	8	-	-	-	59	1	1704 349
8-42-10	SOCKET, Map Lamp, Cv. Cp.	8	59	59	59	59	★	1314 619
	Except Cv. Cp., MS1	6-8	-	59	59	-	1	*1704 467
	Map Lamp, except Cv. Cp.	8	-	-	-	59	1	*1704 467
8-42-25	SWITCH, Socket and Cable, MC1, MC2, MC3	8	-	-	-	59	1	1887 066
	MY1	8	-	-	-	59	1	1704 348
8-42-29	BEZEL, w/SWITCH	6-8	-	59	-	-	1	*1887 689

★ Indicates use as required. Numerals in parentheses () refer to notes. Printed in U.S.A.
 ⊖ Indicates parts not listed in any previous parts book. Prices and specifications subject to change without notice.
 Feb. 15, 1960 Supersedes Mar. 20, 1959. Page 8-16 * Indicates change or addition.

1959 PASSENGER CAR PARTS LIST

ELECTRICAL

CODE	PART NAME AND DESCRIPTION	NO. OF CYL.	PLYMOUTH	DODGE	DESOTO	CHRYSLER AND IMPERIAL	PER CAR	PART NUMBER
8-50-0 PARKING AND DIRECTIONAL LAMPS Cont'd								
8-50-125	SWITCH, Directional Signal Cancelling, w/BRACKET, MY1	8	-	-	-	59	1	1887 841
8-50-126	FINGER, Directional Signal Switch Cancelling, w/Power Steering, MC1, MC2, MC3	6-8	59	59	59	59	1	1769 326
	w/o Power Steering, MC1	6-8	59	59	59	59	1	1769 325
8-50-127	PAWL, Directional Signal Switch Cancelling, Right, MC1, MC2, MC3	6-8	59	59	59	59	1	1704 757
	Left	6-8	59	59	59	59	1	1704 758
8-50-129	LEVER, Directional Signal Switch, w/KNOB	6-8	59	-	-	-	1	1887 133
		6-8	-	59	-	-	1	*1886 094
	MC1, MC2, MC3	8	-	-	59	59	1	1886 096
8-50-135	PLATE and SWITCH, Directional Signal Contact, MC1, MC2, MC3	6-8	59	59	59	59	1	1769 321
8-50-156	SOCKET, Directional Signal Indicator Lamp	6-8	59	59	59	59	2	1689 538
8-50-170	LAMP, Directional Signal Indicator, MC1, MC2, MC3	8	-	-	-	59	2	1841 933
8-50-183	RELAY, Directional Signal Switch, MY1	8	-	-	-	59	1	1769 567
8-50-186	FLASHER, Directional Signal, MC1, MC2, MC3	6-8	59	59	59	59	1	1692 716
8-50-191	CLIP, Directional Signal Switch Flasher Mounting	6-8	59	59	59	59	1	6015 159
8-50-303	LAMP PACKAGE, Parking, Complete, Right	6-8	59	-	-	-	1	1879 588
	Left	6-8	59	-	-	-	1	1879 589
	Lamp, Parking, Right	6-8	-	59	-	-	1	*1755 053
	Left	6-8	-	59	-	-	1	*1755 054
	Right, w/Headlamp DOOR	8	-	-	59	-	1	1754 768
	Left	8	-	-	59	-	1	1754 769
	Right, MC1, MC2, MC3, except MC3-300	8	-	-	-	59	1	1754 888
	Left	8	-	-	-	59	1	1754 889
	Right, MY1	8	-	-	-	59	1	1903 094
	Left	8	-	-	-	59	1	1903 095
8-50-306	SCREW, Parking and Directional Lamp Mounting, MC3-300	8	-	-	-	59	4	6010 130
	STUD, Housing Parking Lamp to Bumper Closure Attaching, MY1	8	-	-	-	59	2	6010 043
	BOLT, Lamp to Mounting Bracket "T", MY1	8	-	-	-	59	4	6010 119
8-50-308	GASKET, Parking Lamp, MC1, MC2, MC3, except MC3-300	8	-	-	-	59	2	1754 868
8-50-312	HOUSING, Parking Lamp, w/SOCKET, Right, MC3-300	8	-	-	-	59	1	1689 977
	Left	8	-	-	-	59	1	1689 978
8-50-334	LENS and GASKET PACKAGE, Parking Lamp, Right	6-8	59	-	-	-	1	1879 590
	Left	6-8	59	-	-	-	1	1879 591
8-50-335	LENS, Parking Lamp, w/FERRULE	6-8	-	59	-	-	2	*1832 218
	w/FERRULE	8	-	-	59	-	2	1754 864
	MC1, MC2, MC3, except MC3-300	8	-	-	-	59	2	1754 894
	Right, MC3-300	8	-	-	-	59	1	1689 983
	Left	8	-	-	-	59	1	1689 984
	MY1	8	-	-	-	59	2	1902 788
8-50-337	SCREW, Parking Lamp Lens Mounting	6-8	-	59	-	-	4	*1863 571
	MY1	8	-	-	-	59	4	6010 120
8-50-338	GASKET, Parking Lamp Lens Mounting	6-8	-	59	-	-	2	*1755 066
		8	-	-	59	-	2	1754 866
	MC1, MC2, MC3	8	-	-	-	59	2	1754 868
	MC3-300	8	-	-	-	59	2	1689 985
	MY1	8	-	-	-	59	2	1832 089
8-50-349	CABLE, Parking Lamp, w/SOCKET, Right	6-8	-	59	-	-	1	*1779 290
	Left	6-8	-	59	-	-	1	*1779 291
	w/SOCKET, Right, MC1, MC2, MC3	8	-	-	-	59	1	1779 290
	Left, MC1, MC2, MC3	8	-	-	-	59	1	1779 291
	MC3-300	8	-	-	-	59	2	1779 300
8-50-351	SOCKET, Parking Lamp	6-8	59	-	-	-	2	1863 196
	MS1, MS2	8	-	-	59	-	2	1832 014
	MC3-300, MC3-H, MY1	8	-	-	-	59	2	1689 997

★ Indicates use as required.

Numerals in parentheses () refer to notes.

Printed in U.S.A.

⊃ Indicates parts not listed in any previous parts book.

Prices and specifications subject to change without notice.

Feb. 15, 1960 Supersedes May 25, 1959.

* Indicates change or addition.

CODE	PART NAME AND DESCRIPTION	NO. OF CYL.	PLYMOUTH	DODGE	DESOTO	CHRYSLER AND IMPERIAL	PER CAR	PART NUMBER
8-52-0 STARTING MOTOR								
8-52-4	STARTING MOTOR, Assembly, MD1, MD2 . . .	6-8	59	59	-	-	1	*1889 260
	MP2 High Performance, MD2-D500, MD3, MS1	8	59	59	59	-	1	1779 955
	MS2, MS3	8	-	-	59	59	1	*1889 200
8-52-328	RELAY, MC1	8	-	-	-	59	1	1842 550
	MS2 w/Automatic 3 Speed Transmission, MS3, MC2, MC3, MY1	8	-	-	59	59	1	*1842 546
8-52-330	SWITCH, Solenoid, MD1, MD2, MS1, w/Std. Trans.	6-8	59	59	59	-	1	*1692 658
	w/PowerFlite and Auto 3 Speed Trans., MS1.	6-8	59	59	59	-	1	1692 659
		8	-	-	-	59	1	1770 717
8-52-357	CABLE, Starter Solenoid to Starter, 22" long, MS1	6-8	59	59	59	-	1	*1879 938

FOR MODEL APPLICATION SEE CODE 8-52-4

CODE	PART NAME AND DESCRIPTION	STARTER ASSEMBLIES		
		1889 260	1779 955	1889 200
		MDU-6003	MDT-6001	

STARTING MOTOR ASSEMBLIES COMPONENT PARTS

8-52-2	FIELD COIL PACKAGE	1879 574	1879 319	----
8-52-11	BEARING, Intermediate	1138 526	1138 526	----
8-52-13	BENDIX DRIVE	E1889 939	1752 387	----
8-52-41	CLUTCH	----	----	*1889 129
8-52-49	FORK and PIN PACKAGE, Shifting	----	----	*2084 093
8-52-76	HOUSING, Pinion	1889 262	1843 320	*1889 154
8-52-80	BEARING, Pinion Housing	1752 378	1752 378	*1889 907
8-52-82	PACKAGE, Pinion Stop Snap Ring and Stop Washer.	----	----	1881 727
8-52-120	ARMATURE	1752 386	1752 386	*1889 079
8-52-121	WASHER, Commutator End Thrust, 1 3/32" thk.	----	641 446	----
	3/64" thk.	----	672 641	----
	1/16" thk.	----	1383 663	----
8-52-135	BRUSH SET.	1843 135	1843 135	*2084 089
8-52-139	SPRING, Brush	----	1752 362	----
8-52-140	SPRING PACKAGE, Brush	----	----	*2084 095
8-52-150	HOLDER PACKAGE, Brush	1879 611	1879 611	----
	HOLDER, Insulated Brush	----	1752 360	----
	HOLDER, Grounded Brush	----	1752 361	----
8-52-176	HOLDER, Brush	----	----	*1889 044
8-52-180	HEAD, Commutator End	1752 366	1752 366	*1889 363
8-52-214	WASHER PACKAGE, Head Thrust	1879 613	1879 613	*1879 613
8-52-214	PACKAGE, Field Series and Shunt Coil	----	----	*2084 088
8-52-241	BOLT, Thru	1300 503	1300 503	*1889 080
8-52-275	STUD PACKAGE, Field Terminal	1879 612	1879 612	----
8-52-341	PACKAGE, Solenoid Contact and Cover Gasket	----	----	*2084 091
8-52-344	PACKAGE, Solenoid Cover and Gasket	----	----	*2084 090
8-52-354	PACKAGE, Solenoid Terminal Relay Stud	----	----	*2084 094

1959 PASSENGER CAR PARTS LIST

ELECTRICAL

CODE	PART NAME AND DESCRIPTION	NO. OF CYL.	PLYMOUTH	DODGE	DESOTO	CHRYSLER AND IMPERIAL	PER CAR	PART NUMBER
8-53-0 SWITCHES								
8-53-150	SWITCH, Foot Dimmer	6-8	59	59	59	59	1	1881 938
8-53-210	SWITCH, Instrument Lamp	8	-	-	59	-	1	1842 359
	MY1	8	-	-	-	59	1	1842 360
8-53-211	NUT, Instrument Lamp Switch Mounting	6-8	-	59	-	-	1	*1842 628
	MC1, MC2, MC3	8	-	-	-	59	1	6008 070
8-53-225	KNOB, Instrument Lamp Switch	6-8	59	-	-	-	1	1842 397
		6-8	-	59	-	-	1	*1841 805
		8	-	-	59	-	1	1842 948
	MC1, MC2, MC3	8	-	-	-	59	1	1841 889
	MY1	8	-	-	-	59	1	1841 630
8-53-233	BEZEL, Headlamp and Instrument Lamp Switch Mounting	6-8	59	-	-	-	1	1887 730
	INSTRUMENT, MY1	8	-	-	-	59	1	1841 632
8-53-266	CIRCUIT BREAKER, Rear Compartment Cigar Lighter, w/o Window Lifts and Electric Seats, 8 Ampere, MY1-L	8	-	-	-	59	1	1642 386
	MS3, MC3, MY1-M, MY1-H and MY1-L w/Electric Window Lift and 6 Way Seat	8	-	-	59	59	1	1642 477
	Rear Compartment Cigar Lighter, MS3, MC3, MY1	8	-	-	59	59	1	1642 477
8-53-267	CLIP, Rear Compartment Cigar Lighter Circuit Breaker Mounting, MS3, MC3	8	-	-	59	59	1	6015 159
8-53-270	SWITCH, Headlamp and Instrument Lamp	6-8	59	-	-	-	1	1881 765
		6-8	-	59	-	-	1	*1842 357
	Headlamp	8	-	-	59	-	1	1842 362
	MC1, MC2, MC3	8	-	-	-	59	1	1886 312
	MY1	8	-	-	-	59	1	1842 363
8-53-271	NUT, Headlamp Switch Mounting	6-8	-	59	-	-	1	*1842 628
	MC1, MC2, MC3	8	-	-	-	59	1	6008 070
8-53-294	ESCUTCHEON, Headlamp Switch Knob, MY1	8	-	-	-	59	1	1841 607
8-53-296	KNOB and STEM, Headlamp and Instrument Lamp Switch	6-8	59	-	-	-	1	1842 397
	Headlamp	6-8	-	59	-	-	1	*1841 831
	Headlamp	8	-	-	59	-	1	1842 948
	MC1, MC2, MC3	8	-	-	-	59	1	1841 874
	MY1	8	-	-	-	59	1	1841 630
8-53-327	SWITCH, Low Oil Pressure	6-8	59	-	59	-	1	1818 830
8-55-0 TAIL AND STOP LAMP								
8-55-1	LAMP PACKAGE, Includes HOUSING, BEZEL, LENS and SOCKET, Right, Sub.	6-8	59	-	-	-	1	*1879 585
	Left	6-8	59	-	-	-	1	1879 586
8-55-7	LAMP, Tail, Stop and Back-Up, Right, except Sub.	6-8	59	-	-	-	1	1960 028
	Left	6-8	59	-	-	-	1	1960 029
	LAMP, Right, except Sub.	6-8	-	59	-	-	1	*1879 200
	Left	6-8	-	59	-	-	1	*1879 201
	Tail and Stop Lamp, Right, Sub.	8	-	59	-	-	1	1960 026
	Left	8	-	59	-	-	1	1960 027
	Right, Complete w/Tail and Back-Up Lamp, Sub.	8	-	59	-	-	1	1960 096
	Left	8	-	59	-	-	1	1960 097
	LAMP, except Sub., MS1, MS2	8	-	-	59	-	2	1810 880
	Sub., MS1	8	-	-	59	-	2	1861 343
	Tail Lamp, MS3-H	8	-	-	59	-	2	1879 040
	Tail, Stop, Directional and Back-Up, MS3-H	8	-	-	59	-	2	*1960 175
	Right, except Sub., MC1, MC2, MC3	8	-	-	-	59	1	1860 968
	Left	8	-	-	-	59	1	1860 969
	MY1	8	-	-	-	59	2	1810 599

★ Indicates use as required.

Numerals in parentheses () refer to notes.

Printed in U.S.A.

⊠ Indicates parts not listed in any previous parts book.

Prices and specifications subject to change without notice.

Feb. 15, 1960 Supersedes May 25, 1959.

* Indicates change or addition.

CODE	PART NAME AND DESCRIPTION	NO. OF CYL.	PLYMOUTH	DODGE	DESOTO	CHRYSLER AND IMPERIAL	PER CAR	PART NUMBER
8-55-0 TAIL AND STOP LAMP Cont'd								
8-55-8	GASKET, Tail and Stop Lamp Mounting, except Sub.	6-8	59	-	-	-	2	1960 207
	Except Sub.	6-8	-	59	-	-	2	*1960 782
	Lamp Plate Mounting, Sub.	8	-	59	-	-	2	1879 234
	Sub.	8	-	-	59	59	2	*1753 505
	Gasket, except Sub., MC1, MC2, MC3.	8	-	-	-	59	2	1860 800
	MY1	8	-	-	-	59	2	1688 702
8-55-9	NUT and WASHER, Deck Opening Lower Panel Tail, Stop and Back-Up Lamp Housing, except Sub.	6-8	59	-	-	-	6	6006 087
	NUT, Tail, Stop and Back-Up Lamp Mounting, except Sub.	6-8	-	59	-	-	12	*6006 306
	Except Sub.	8	-	-	59	-	18	6006 215
8-55-23	REINFORCEMENT, Quarter Panel Tail Lamp Opening, Sub.	8	-	59	59	59	2	1834 505
	MY1	8	-	-	-	59	2	1690 486
8-55-57	SOCKET, Tail, Stop and Directional Lamp, MD3 Sub., MY1	8	-	59	-	59	2	1885 897
	Sub.	6-8	59	-	-	-	2	1832 014
	Except Sub.	8	-	-	59	-	2	*1641 744
	Tail Lamp, Sub.	8	-	-	59	-	2	1885 903
	Except Sub., MC1, MC2, MC3	6-8	-	59	-	59	2	*1641 745
	Sub., MC1, MC3	8	-	-	-	59	2	1641 742
8-55-136	HOUSING, Tail, Stop and Back-Up Lamp, Sub.	8	-	-	-	59	2	1753 501
8-55-157	GASKET, Tail, Stop and Back-Up Lamp Bezel, except Sub.	6-8	-	59	-	-	4	*1878 900
		8	-	-	59	-	6	1810 888
8-55-158	BEZEL, Tail, Stop and Back-Up Lamp, Rt., except Sub.	6-8	59	-	-	-	1	⊠1879 054
	Left	6-8	59	-	-	-	1	⊠1879 055
8-55-195	LENS, Tail, Stop and Directional Lamp, except Sub.	6-8	59	-	-	-	4	1879 052
	LENS, Sub.	6-8	59	-	-	-	2	1810 946
	Except Sub.	6-8	-	59	-	-	2	*1878 858
	Sub.	8	-	59	-	-	2	1960 011
	MS1, MS2	8	-	-	59	-	2	1810 881
	MS3-H, w/BEZEL	8	-	-	59	-	2	1879 038
	Except Sub., MC1, MC2, MC3	8	-	-	-	59	2	1860 798
	w/EYELET, Sub.	8	-	-	-	59	2	1779 442
	w/Plastic Trim INSERT, Sub.	8	-	-	-	59	2	1861 423
	LENS and COLLIMETER, MY1	8	-	-	-	59	2	1810 604
8-55-209	SCREW, Tail, Stop and Back-Up Lamp Lens	6-8	-	59	-	-	8	*6006 036
		8	-	-	59	-	12	6006 020
	MC1, MC3, Sub.	8	-	-	-	59	8	6006 190
	MY1	8	-	-	-	59	4	6006 036
8-55-214	GASKET, Tail, Stop and Directional Lamp Lens Mounting, except Sub.	6-8	59	-	-	-	2	1879 062
	Lens to Quarter Panel, Sub.	6-8	59	-	-	-	2	1960 039
	Bezel to Lens, Sub.	6-8	59	-	-	-	8	1960 038
	Except Sub.	6-8	-	59	-	-	4	*1879 047
	Sub.	8	-	59	-	-	2	1960 016
		8	-	-	59	-	4	1810 887
	Except Sub., MC1, MC2, MC3	8	-	-	-	59	2	1860 801
	MY1	8	-	-	-	59	2	1810 607
8-55-219	REFLECTOR PACKAGE, Tail, Stop and Back-Up Lamp	6-8	59	-	-	-	1	1881 736
8-55-220	REFLECTOR, Gasket, Retainer and Bezel, Right, except Sub.	6-8	59	-	-	-	1	*1879 242
	Left	6-8	59	-	-	-	1	*1879 243
	MD3, Sub.	8	-	59	-	-	2	*1753 518
	Right	8	-	-	-	59	1	1753 426
	Left	8	-	-	-	59	1	1753 427
	BUTTON, Tail Lamp Reflector, MY1	8	-	-	-	59	1	1753 426

★ Indicates use as required.

Numerals in parentheses () refer to notes.

Printed in U.S.A.

⊠ Indicates parts not listed in any previous parts book.

Prices and specifications subject to change without notice.

* Indicates change or addition.

1959 PASSENGER CAR PARTS LIST

ELECTRICAL

CODE	PART NAME AND DESCRIPTION	NO. OF CYL.	PLYMOUTH	DODGE	DESOTO	CHRYSLER AND IMPERIAL	PER CAR	PART NUMBER
8-55-0 TAIL AND STOP LAMP Cont'd								
8-55-222	NUT, Reflector Button Mounting, MY1	8	-	-	-	59	2	6006 159
8-55-224	BEZEL, Tail Lamp Reflector	6-8	59	-	-	-	4	1960 042
8-55-225	GASKET, Reflector Button Mounting, MY1	8	-	-	-	59	1	1753 441
8-55-227	WASHER, Tail, Stop, Directional and Back-Up Lamp Attaching Cup	8	-	-	59	-	18	6006 160
	Reflector Button Attaching, MY1	8	-	-	-	59	2	6006 160
8-55-331	EXTENSION, Tail, Stop and Back-Up Lamp Housing, Right, except Sub.	6-8	59	-	-	-	1	1879 056
	Left	6-8	59	-	-	-	1	1879 057
	Sub., MD3	8	-	59	-	-	2	*1770 922
8-55-375	PLATE, Tail, Stop and Directional Signal Lamp Mounting, except Sub., MD3	8	-	59	-	-	1	*1834 509
	Sub., MD3	8	-	59	-	-	1	*1770 921
8-55-380	MOULDING, Tail, Stop and Back-Up Lamp, MD3, MS1, MS3, Sub.	8	-	59	59	-	2	1704 820
8-56-0 BACK-UP LAMP								
8-56-1	LAMP, Back-Up, Sub., Factory Installed	6-8	59	-	-	-	2	1810 712
	Sub., Field Installation	6-8	59	-	-	-	1	1961 263
	Right, except Sub.	6-8	-	59	-	-	1	*1879 202
	Left	6-8	-	59	-	-	1	*1879 203
	Right, Sub.	8	-	59	-	-	1	1960 024
	Left	8	-	59	-	-	1	1960 025
	Except MS1, MS2	8	-	-	59	-	2	1810 885
	MS3-H	8	-	-	59	-	2	1879 042
	Right, except Sub., MC1, MC2, MC3	8	-	-	-	59	1	1878 122
	Left	8	-	-	-	59	1	1878 123
	Right, MY1	8	-	-	-	59	1	1810 754
	Left	8	-	-	-	59	1	1810 755
8-56-2	SWITCH, w/Standard Transmission	6-8	59	59	59	-	1	1343 998
	w/PowerFlite and Auto. 3 Speed Trans.	6-8	-	59	-	-	1	*1887 346
	Back-Up Lamp, w/CABLES	6-8	59	-	59	59	1	1971 833
8-56-7	LENS, Back-Up Lamp, except Sub.	6-8	59	-	-	-	2	1879 053
	Sub.	6-8	59	-	-	-	2	1810 709
	Except Sub.	6-8	-	59	-	-	2	*1878 859
	Sub.	8	-	59	-	-	2	1960 012
	MS1, MS2	8	-	-	59	-	2	1810 886
	Lens, w/BEZEL, MS3-H	8	-	-	59	-	2	1960 148
	Right, except Sub., MC1, MC2, MC3	8	-	-	-	59	1	1860 792
	Left	8	-	-	-	59	1	1860 793
	w/EYELET, Sub.	8	-	-	-	59	2	1779 443
	Right, MY1	8	-	-	-	59	1	1810 752
	Left	8	-	-	-	59	1	1810 753
8-56-10	SCREW, Lens to Housing, Sub.	6-8	59	-	-	-	4	E6010 010
	Except Sub., MC1, MC2, MC3	8	-	-	-	59	4	*1878 117
8-56-23	GASKET, Back-Up Lamp Lens, Sub.	6-8	59	-	-	-	2	1810 428
	Sub.	8	-	-	59	-	2	1960 016
	Sub.	8	-	-	59	-	2	1810 887
	Except Sub., MC1, MC2, MC3	8	-	-	-	59	2	1860 794
	MY1	8	-	-	-	59	2	1810 749
8-56-34	SOCKET and BOOT, except Sub.	6-8	59	-	-	-	2	1688 520
	SOCKET, Sub.	6-8	59	-	-	-	2	1838 983
	Sub.	8	-	59	-	-	2	1841 697
	Except Sub.	6-8	-	59	-	-	2	*1658 344
	All	8	-	-	59	-	2	1842 209
	Except Sub., MC1, MC2, MC3	8	-	-	-	59	2	*1878 128
	Sub.	8	-	-	-	59	2	1658 344
	SOCKET and BOOT, MY1	8	-	-	-	59	2	1688 520
8-56-39	CABLE and SOCKET, MY1	8	-	-	-	59	2	1704 925
8-56-40	GASKET, Lamp Mounting, except Sub.	6-8	-	59	-	-	2	*1878 900
8-56-46	GASKET, Transmission Back-Up Lamp Switch Hole Plug	6-8	59	59	59	-	1	1302 807
8-56-56	EXTENSION, Back-Up Lamp, Sub.	8	-	59	-	-	2	1770 922
8-56-59	FUSE and HOLDER, Back-Up Lamp Switch to Fuel Gauge and Body Disconnect Wiring	6-8	59	-	-	-	1	1841 698
8-56-60	FUSE, Back-Up Lamp, 6 amp.	8	-	-	-	59	1	* 147 683

★ Indicates use as required.

Numerals in parentheses () refer to notes.

Printed in U.S.A.

⊠ Indicates parts not listed in any previous parts book.

Prices and specifications subject to change without notice.

Feb. 15, 1960 Supersedes Mar. 20, 1959

* Indicates change or addition.

