

GROUP 17 - SPRINGS

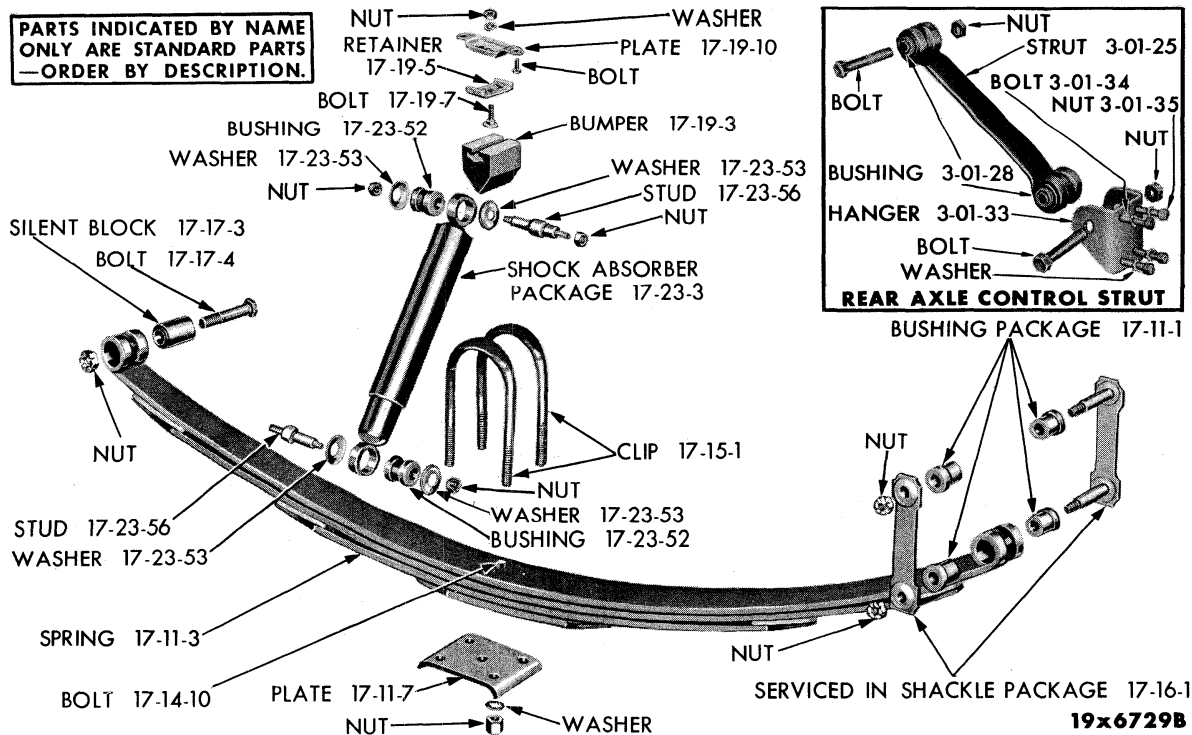


Plate 17-1

REAR SPRING - 1955-56 MODELS

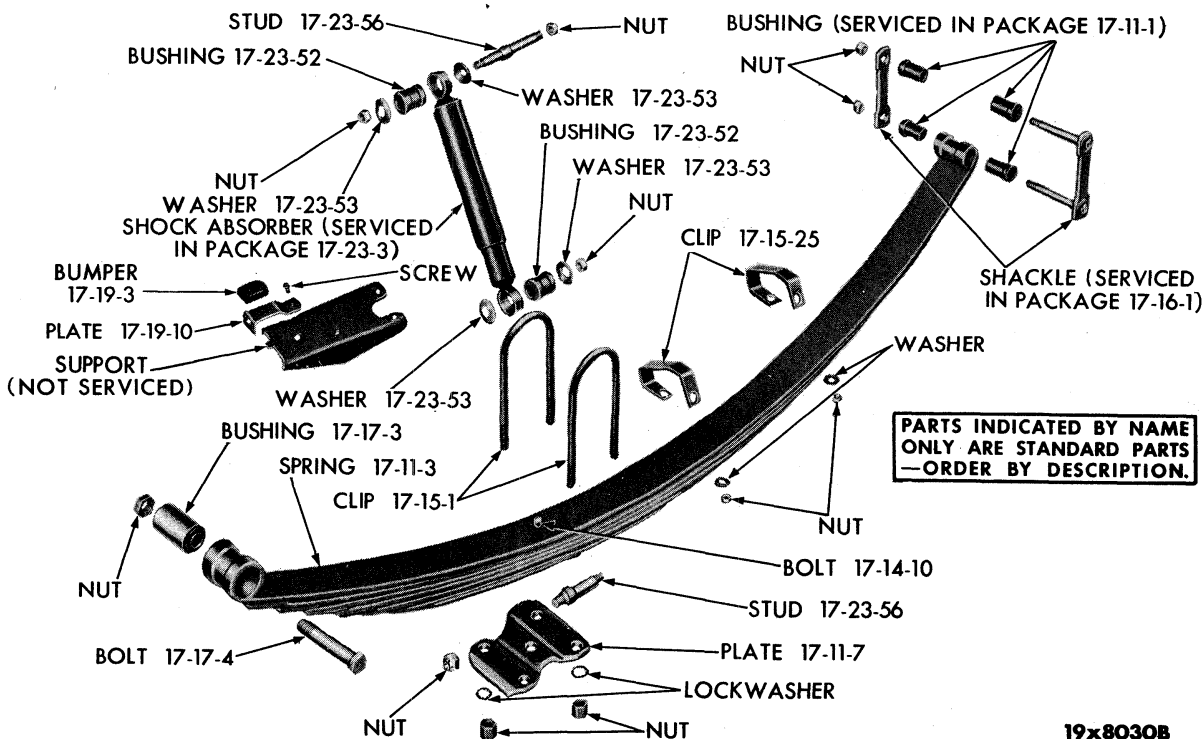


Plate 17-2

REAR SPRING - 1957-58 MODELS

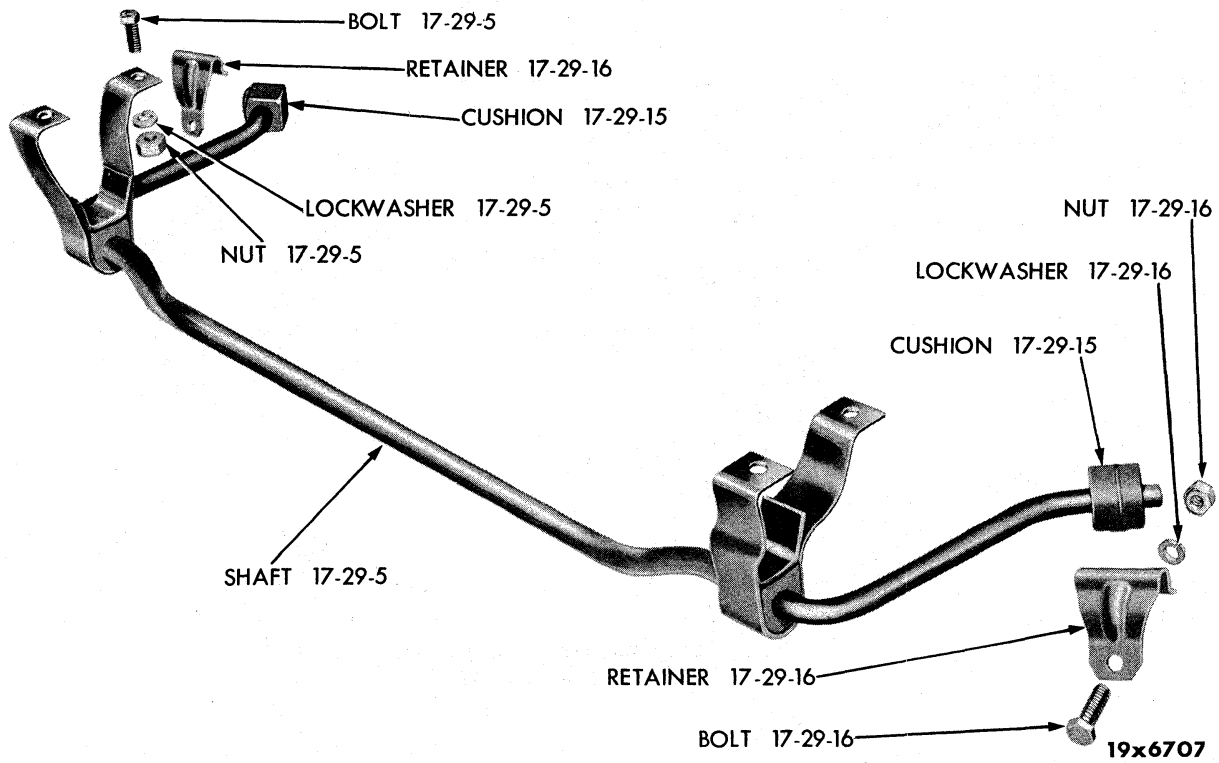


Plate 17-3

SWAY ELIMINATOR

NOTES

Series of horizontal lines for notes.

CODE	PART NAME AND DESCRIPTION	NO. OF CYL.	PLYMOUTH	DODGE	DESOTO	CHRYSLER AND IMPERIAL	PER CAR	PART NUMBER
17-01-0 FRONT SPRINGS								
17-01-3	SPRING, Std.	6	55-56	-	-	-	2	*1618 526
	Right, Std., except Cv. Cp., Sub. and 3 Cp.	8	55	-	-	-	1	1618 754
	Left, Std., except Cv. Cp., Sub. and 3 Cp.	8	55	-	-	-	1	1618 755
	Right, Std., Cv. Cp.	8	55-56	-	-	-	1	1618 755
	Left, Std., Cv. Cp.	8	55-56	-	-	-	1	1618 756
	Right, Std. Sub. and 3 Cp.	8	55	-	-	-	1	1618 753
	Left, Std., Sub. and 3 Cp.	8	55	-	-	-	1	1618 754
	Right, Std., except Cv. Cp., Sub. 3 Cp. and Sp. 4 D.	8	56	-	-	-	1	1618 754
	Right, Std., Sp. 4 D., UP TO	8	56 (1)	-	-	-	1	1618 754
	Right, Std., Sp. 4 D., AFTER	8	56 (1)	-	-	-	1	1618 755
	Right, Std., 3 Cp. and Sub., UP TO	8	56 (1)	-	-	-	1	1618 753
	Right, Std., 3 Cp. and Sub., AFTER	8	56 (1)	-	-	-	1	1618 754
	Left, Std., except Cv. Cp., Sub., 3 Cp. and Sp. 4 D.	8	56	-	-	-	1	1618 755
	Left, Std., Sp. 4 D., UP TO	8	56 (1)	-	-	-	1	1618 755
	Left, Std., Sp. 4 D., AFTER	8	56 (1)	-	-	-	1	1618 756
	Left, Std., 3 Cp. and Sub., UP TO	8	56 (1)	-	-	-	1	1618 754
	Left, Std., 3 Cp. and Sub., AFTER	8	56 (1)	-	-	-	1	1618 755
	Std., P29 Fury	8	56	-	-	-	2	1630 160
	Std.	6	-	55-56	-	-	2	1618 753
	Right, Std.	8	-	55-56	-	-	1	*1618 755
	Left, Std., except Cv. Cp.	8	-	55-56	-	-	1	*1618 755
	Left, Std., Cv. Cp.	8	-	55-56	-	-	1	1615 195
	Std., D63-D500	8	-	56	-	-	2	1630 161
	Right, Std., except Est. Wgn.	8	-	-	55-56	-	1	1611 575
	Left, Std., except Est. Wgn. and Cv. Cp.	8	-	-	55-56	-	1	1611 575
	Left, Std., Cv. Cp.	8	-	-	55-56	-	1	1611 576
	Std., Est. Wgn.	8	-	-	55-56	-	2	1557 865
	S24 Adventurer	8	-	-	56	-	2	*1141 016
	Right, Std., C67, C71, except Cv. Cp. and Est. Wgn.	8	-	-	-	55-56	1	1611 575
	Left, Std., C67 UP TO W55-38193, except Cv. Cp. and Est. Wgn.	8	-	-	-	55	1	1611 575
	Left, Std., C67 AFTER W55-38193, C71, except Cv. Cp. and Est. Wgn.	8	-	-	-	55-56	1	1611 576
	Right, Std., C67 UP TO W55-42723, Cv. Cp.	8	-	-	-	55	1	1611 575
	Right, Std., C67 AFTER W55-42723, C71, Cv. Cp.	8	-	-	-	55-56	1	1611 576
	Left, Std., C67, C71, Cv. Cp.	8	-	-	-	55-56	1	*1611 576
	Std., C67 UP TO W55-38093, C71, Est. Wgn.	8	-	-	-	55-56	2	1557 865
	Right, Std., C67 AFTER W55-38093, Est. Wgn.	8	-	-	-	55	1	1557 865
	Left, Std., C67 AFTER W55-38093, Est. Wgn.	8	-	-	-	55	1	1557 866
	Std., C68-300, C72-300	8	-	-	-	55-56	2	1634 613
	Std., C68, C72, except Est. Wgn. and Cv. Cp.	8	-	-	-	55-56	2	*1611 576
	Std., C68, C72, Cv. Cp.	8	-	-	-	55-56	2	*1611 578
	Right, Std., C68, C72, Est. Wgn., C69 AFTER C55-1714, C73, All	8	-	-	-	55-56	1	1557 866
	Right, Std., C69 UP TO C55-1714	8	-	-	-	55	1	1557 865
	Left, Std., C69 UP TO C55-1714	8	-	-	-	55	1	1557 866
	Left, Std., C68, C72, Est. Wgn., C69 AFTER C55-1714, C73, All	8	-	-	-	55-56	1	1557 867
	Std., C70	8	-	-	-	55-56	2	1611 797
	Heavy Duty and Taxi	6	55	-	-	-	2	1617 014
	Right, Heavy Duty and Taxi	8	55	-	-	-	1	1630 164
	Left, Heavy Duty and Taxi	8	55	-	-	-	1	1617 014
	Heavy Duty, Domestic, UP TO Serial No. 14221260 except Taxi, All Taxi	6	56	-	-	-	2	1617 014
	Heavy Duty, Domestic, AFTER Serial No. 14221260 except Taxi	6	56	-	-	-	2	1634 572
	Heavy Duty, Export	6	56	-	-	-	2	1634 572

NOTE 1: P28 3 Cp. and Sub. Serial No. 14208332.
 P29 3 Cp. and Sub. Serial No. 16014644.
 P29 Sp. 4 D. Serial No. 15957962.

★ Indicates use as required.

Numerals in parentheses () refer to notes.

Printed in U.S.A.

⊠ Indicates parts not listed in any previous parts book.

* Indicates change or addition.

1955-58 PASSENGER CAR PARTS LIST

SPRINGS

CODE	PART NAME AND DESCRIPTION	NO. OF CYL.	PLYMOUTH	DODGE	DESOTO	CHRYSLER AND IMPERIAL	PER CAR	PART NUMBER
	Right, Heavy Duty, Domestic UP TO Serial No. 16005044 and AFTER 16033833 . . .	8	56	-	-	-	1	1630 164
	Right, Heavy Duty, Domestic, from Serial No. 16005044 to 16033833	8	56	-	-	-	1	1630 163
	Left, Heavy Duty, Domestic	8	56	-	-	-	1	1630 164
	Heavy Duty Export, All Taxi	8	56	-	-	-	2	1630 164
	Heavy Duty	6	-	55	-	-	2	1617 014
	Right, Heavy Duty	8	-	55	-	-	1	1630 163
	Left, Heavy Duty	8	-	55	-	-	1	1630 164
	Heavy Duty, Domestic	6	-	56	-	-	2	1617 014
	Heavy Duty, Export	6	-	56	-	-	2	1630 163
	Heavy Duty	8	-	56	-	-	2	*1630 164
	Right, Heavy Duty, S21, S24, All, S22, S23, C67 UP TO W55-40073, except Est. Wgn.	8	-	-	55-56	55	1	1618 082
	Left, Heavy Duty, S21, S24, All, S22, S23, C67 UP TO W55-40073, except Est. Wgn.	8	-	-	55-56	55	1	1618 083
	Right, Heavy Duty, S22, S23, C71, Est. Wgn.	8	-	-	55-56	56	1	1618 085
	Left, Heavy Duty, S22, S23, C71, Est. Wgn.	8	-	-	55-56	56	1	1618 086
	Right, Heavy Duty, C67 AFTER W55-40073, C71, except Est. Wgn.	8	-	-	-	55-56	1	1618 083
	Left, Heavy Duty, C67 AFTER W55-40073, C71, except Est. Wgn.	8	-	-	-	55-56	1	1618 084
	Right, Heavy Duty, C67 Est. Wgn.	8	-	-	-	55	1	1618 086
	Left, Heavy Duty, C67 Est. Wgn.	8	-	-	-	55	1	1618 087
	Right, Heavy Duty, C68, C72, except Est. Wgn.	8	-	-	-	55-56	1	1618 084
	Left, Heavy Duty, C68, C72, except Est. Wgn.	8	-	-	-	55-56	1	1618 085
	Heavy Duty, C68, C72, Est. Wgn., C69, C73, All.	8	-	-	-	55-56	2	1618 087
	Heavy Duty, C70	8	-	-	-	55-56	2	1534 008
	W/Air Conditioning, P27 All, P29 4D., Cl.Sed., Sp. Cl. Cp. and 3 Cp., P29 Sp. 4D. UP TO Serial No. 15992124	8	55-56	-	-	-	2	1618 756
	Right, w/Air Conditioning, P29 Sp. 4 D. FROM Serial No. 15992124 to 15998571.	8	56	-	-	-	1	1630 163
	Right, w/Air Conditioning, P29 Sp. 4 D. AFTER Serial No. 15998571	8	56	-	-	-	1	1630 164
	Left, w/Air Conditioning, P29 Sp. 4 D. AFTER Serial No. 15992124	8	56	-	-	-	1	1630 164
	Right, w/Air Conditioning	8	-	55	-	-	1	*1618 755
	Left, w/Air Conditioning.	8	-	55	-	-	1	1615 195
	w/Air Conditioning	8	-	56	-	-	2	1615 195
	w/Air Conditioning	8	-	-	55-56	-	2	1611 576
	Right, w/Air Conditioning, C67 UP TO W55-33427	8	-	-	-	55	1	1611 575
	Left, w/Air Conditioning, C67 UP TO W55-33427	8	-	-	-	55	1	1611 576
	w/Air Conditioning, C67 AFTER W55-33427, C71	8	-	-	-	55-56	2	*1611 576
	w/Air Conditioning, C68, C72	8	-	-	-	55-56	2	*1611 578
	Right, w/Air Conditioning, C69 UP TO C55-1715	8	-	-	-	55	1	1557 866
	Left, w/Air Conditioning, C69 UP TO C55-1715	8	-	-	-	55	1	1557 867
	Right, w/Air Conditioning, C69 FROM C55-1715 to C55-5898	8	-	-	-	55	1	1557 867
	Left, w/Air Conditioning, C69 FROM C55-1715 to C55-5898	8	-	-	-	55	1	1557 868
	w/Air Conditioning, C69 AFTER C55-5898, C73, All	8	-	-	-	55-56	2	1557 868
	w/Air Conditioning, C70 All.	8	-	-	-	55-56	2	1611 798

★ Indicates use as required.

Numerals in parentheses () refer to notes.

Printed in U.S.A.

⊞ Indicates parts not listed in any previous parts book.
Nov. 10, 1958 Supersedes Oct. 10, 1957.

Prices and specifications subject to change without notice.
* Indicates change or addition.

CODE	PART NAME AND DESCRIPTION	NO. OF CYL.	PLYMOUTH	DODGE	DESOTO	CHRYSLER AND IMPERIAL	PER CAR	PART NUMBER
17-01-10	SPACER 380 thk.	6-8	55-56	55-56	55-56	55-56	2	1634 556
 50 thk.	6-8	56	56	56	56	★	1634 557
	Heavy Duty, C70	8	-	-	-	55-56	2	657 770
17-01-12	SILENCER, Upper	6-8	-	55-56	55-56	55-56	2	691 144
17-11-0 REAR SPRINGS								
17-11-1	BUSHING PACKAGE	6-8	55-58	55-58	55-58	55-58	2	1450 089
17-11-3	SPRING, Std., except Sub. and Cv. Cp.	6-8	55	-	-	-	2	1635 585
	Std., Cv. Cp.	8	55-56	-	-	-	2	1635 586
	Std., Sub.	6-8	55-56	55-56	-	-	2	1636 877
	Std., except Sub., Cv. Cp. and Sp. 4 D.	6-8	56	-	-	-	2	1635 585
	Std., P28 UP TO Serial No. 14188946, P29 UP TO Serial No. 15957962, Sp 4 D.	6-8	56	-	-	-	2	1635 585
	Std., P28 AFTER Serial No. 14188946, P29 AFTER Serial No. 15957962, Sp 4 D.	6-8	56	-	-	-	2	1635 586
	Std., P29 Fury, D63-D500	8	56	56	-	-	2	1675 690
	Right, Std., except Sp. 4 D. and Sub., UP TO	6	57 (1)	-	-	-	1	1731 782
	Right, Std., except Sp. 4 D. and Sub. (also specify 1630 303 Bushing) AFTER	6	57 (2)	-	-	-	1	1731 782
	Left, Std., except Sp. 4 D. and Sub., UP TO	6	57 (1)	-	-	-	1	*1821 003
	Left, Std., except Sp. 4 D. and Sub., AFTER	6	57 (2)	-	-	-	1	1820 144
	Right, Std., Sp. 4 D., UP TO	6	57 (1)	-	-	-	1	*1821 003
	Right, Std., Sp. 4 D., AFTER	6	57 (2)	-	-	-	1	1820 144
	Left, Std., Sp. 4 D., UP TO	5	57 (1)	-	-	-	1	1731 784
	Left, Std., Sp. 4 D. (also specify 1630 303 Bushing) AFTER	6	57 (2)	-	-	-	1	1731 784
	Right, Std., 2 D. Sub., UP TO	6-8	57 (3)	-	-	-	1	1731 815
	Left, Std., 2 D. Sub., UP TO	6-8	57 (3)	-	-	-	1	1731 817
	Right, Std., 2 D. Sub., AFTER	6-8	57 (3)	-	-	-	1	1731 817
	Left, Std., 2 D. Sub., AFTER	6-8	57 (3)	-	-	-	1	1731 818
	Std., 4 D. Sub., UP TO	6-8	57 (3)	-	-	-	2	1731 817
	Right, Std., 4 D. Sub., AFTER	6-8	57 (3)	-	-	-	1	1731 818
	Left, Std., 4 D. Sub., AFTER	6-8	57 (3)	-	-	-	1	1731 819
	Std., P31 Fury	8	57	-	-	-	2	1820 409
	Right, Std., 4 D., UP TO	8	57 (4)	-	-	-	1	1731 782
	Right, Std., 4 D., AFTER	8	57 (4)	-	-	-	1	*1821 003
	Left, Std., 4 D., UP TO	8	57 (4)	-	-	-	1	*1821 003
	Left, Std., 4 D., AFTER	8	57 (4)	-	-	-	1	*1731 784
	Right, Std., Sp. 4 D. and Cv. Cp.	8	57	-	-	-	1	*1821 003
	Left, Std., Sp. 4 D. and Cv. Cp.	8	57	-	-	-	1	1731 784
	Right, Std., except 4 D., Sp. 4 D., Cv. Cp. and Sub.	8	57	-	-	-	1	1731 782
	Left, Std., except 4 D., Sp. 4 D., Cv. Cp. and Sub.	8	57	-	-	-	1	*1821 003
	Right, Std., except Sp. 4 D. and Sub. (also specify 1630 303 Bushing)	6	58	-	-	-	1	1731 782
	Left, Std., except Sp. 4 D. and Sub.	6	58	-	-	-	1	1820 144
	Right, Std., Sp. 4 D.	6	58	-	-	-	1	1820 144
	Left, Std., Sp. 4 D. (also specify 1630 303 Bushing)	6	58	-	-	-	1	1731 784

NOTE 1: P30 UP TO Serial No. 14315544 also used intermittently FROM 14315544 to 14327202 Det. Built - 20869410 Evans. Built, except Sub.

NOTE 2: P30 AFTER Serial No. 14327202 also used intermittently FROM 14315544 to 14327202 Det. Built - 20869410 Evans. Built, except Sub.

NOTE 3: P30 Serial No. 14359742, P31 Serial No. 16249711, 4 D. Sub., P30 Serial No. 14304788, P31 Serial No. 16127800, 2 D. Sub.

NOTE 4: P31 Ser. No. 16154803 except Sub.

1955-58 PASSENGER CAR PARTS LIST

SPRINGS

CODE	PART NAME AND DESCRIPTION	NO. OF CYL.	PLYMOUTH	DODGE	DESOTO	CHRYSLER AND IMPERIAL	PER CAR	PART NUMBER
	Right, Std., LD3, 2 D. Sub. UP TO	6-8	58 (1)	58	-	-	1	1850 269
	Right, Std., 2 D. Sub., AFTER	6-8	58 (1)	-	-	-	1	1850 270
	Left, Std., LD3, 2 D. Sub., UP TO	6-8	58 (1)	58	-	-	1	1850 270
	Left, Std., 2 D. Sub., AFTER	6-8	58 (1)	-	-	-	1	1850 271
	Right, Std., 4 D. Sub., UP TO	6-8	58 (1)	-	-	-	1	1850 270
	Right, Std., 4 D. Sub., AFTER	6-8	58 (1)	-	-	-	1	1850 271
	Left, Std. 4 D. Sub., UP TO	6-8	58 (1)	-	-	-	1	1850 271
	Left, Std., 4 D. Sub., AFTER	6-8	58 (1)	-	-	-	1	1850 272
	Right, Std., 4 D., Sp. 4 D. and Cv. Cp.	8	58	-	-	-	1	1821 003
	Left, Std., 4 D., Sp. 4 D. and Cv. Cp.	8	58	-	-	-	1	1821 004
	Right, Std., 3 Cp., Cl. Sed. and Sp. Cl. Cp.	8	58	-	-	-	1	1821 002
	Left, Std., 3 Cp., Cl. Sed. and Sp. Cl. Cp.	8	58	-	-	-	1	1821 003
	LP2 Fury	8	58	-	-	-	2	1820 409
	Std., except Sub.	6	-	55-56	-	-	2	1635 585
	Std., Cv. Cp.	8	-	55-56	-	-	2	1636 860
	Std., except Sub., Cv. Cp.	8	-	55-56	-	-	2	1636 859
	Right, Std.	6	-	57	-	-	1	1731 782
	Left, Std.	6	-	57	-	-	1	*1821 003
	Right, Std., D66, D67, except Sp. 4 D. and Cv. Cp.	8	-	57	-	-	1	1731 723
	Left, Std., D66, D67, except Sp. 4 D. and Cv. Cp.	8	-	57	-	-	1	1731 724
	Right, Std., D66, D67, Sp. 4 D. and Cv. Cp.	8	-	57	-	-	1	1731 724
	Left, Std., D66, D67, Sp. 4 D. and Cv. Cp.	8	-	57	-	-	1	1731 725
	Right, Std., D70, D71, S27, 4 D. Sub.	8	-	57	57	-	1	1731 817
	Left, Std., D70, D71, S27, 4 D. Sub.	8	-	57	57	-	1	1731 818
	Std., D70 2 D. Sub.	8	-	57	-	-	2	1731 817
	Std.	6	-	58	-	-	2	1829 843
	Right, Std., LD2 UP TO LD2-28445 except Cv. Cp., LD3 4 D. and Sp. Cl. Cp., LS1 4 D and Sp. Cl. Cp.	8	-	58	58	-	1	*1829 893
	Right, Std., LD2 AFTER LD2-28445 except Cv. Cp.	8	-	58	-	-	1	*1829 892
	Left, Std., LD2 UP TO LD2-28445 except Cv. Cp., LD3 4 D. and Sp. Cl. Cp., LS1 4 D and Sp. Cl. Cp.	8	-	58	58	-	1	*1829 894
	Left, Std., LD2 AFTER LD2-28445 except Cv. Cp.	8	-	58	-	-	1	*1829 893
	Right, Std., LD2 UP TO LD2-28445 Cv. Cp., LD3 Sp. 4 D. and Cv. Cp., LS1 Sp. 4 D and Cv. Cp., LC1 4 D., Sp. 4 D and Sp. Cl. Cp.	8	-	58	58	58	1	*1829 894
	Right, Std., LD2 AFTER LD2-28445 Cv. Cp.	8	-	58	-	-	1	*1829 893
	Left, Std., LD2 UP TO LD2-28445 Cv. Cp., LD3 Sp. 4 D. and Cv. Cp., LS1 Sp. 4 D. and Cv. Cp., LC1 4 D., Sp. 4 D. and Sp. Cl. Cp.	8	-	58	58	58	1	*1829 895
	Left, Std., LD2 AFTER LD2-28445 Cv. Cp.	8	-	58	-	-	1	*1829 894
	Right, Std., LD3, LS1, LC1, 4 D. Sub.	8	-	58	58	58	1	1850 271
	Left, Std., LD3, LS1, LC1, 4 D. Sub.	8	-	58	58	58	1	1850 272
	Std., S21 Cv Cp. UP TO approx. Serial No. 50333072, S21, S22, C67 UP TO W55-10495, 4 D. and Sp. Cl. Cp.	8	-	-	55	55	2	1636 943
	Std., S21 AFTER Approx. Serial No. 50333072, S22, S23 UP TO Serial No. 55288792, C67 UP TO W55-10495, Cv. Cp.	8	-	-	55-56	55	2	*1673 442
	Std., S22, S23 UP TO Serial No. 55263780, Est. Wgn.	8	-	-	55-56	-	2	1635 631
	Std., S23 AFTER Serial No. 55263780, Est. Wgn.	8	-	-	56	-	2	1635 632
	Std., S23 except Est. Wgn. and Cv. Cp. UP TO Serial No. 55280391.	8	-	-	56	-	2	1636 943
	Std., S23 AFTER Serial No. 55280391, C71, except Est. Wgn. and Cv. Cp.	8	-	-	56	56	2	*1673 442

NOTE 1: LP1 Ser. No. LP1-7126, LP2 Ser. No. LP2-20198, 2 D. Sub.
 LP1 Ser. No. LP1-12747, LP2 Ser. No. LP2-40396, 4 D. Sub.

★ Indicates use as required. Numerals in parentheses () refer to notes. Printed in U.S.A.
 ☐ Indicates parts not listed in any previous parts book. Prices and specifications subject to change without notice.
 Nov. 10, 1958 Supersedes Feb. 20, 1958. Page 17-6 * Indicates change or addition.

PASSENGER CAR PARTS LIST 1955-58

CODE	PART NAME AND DESCRIPTION	NO. OF CYL.	PLYMOUTH	DODGE	DESOTO	CHRYSLER AND IMPERIAL	PER CAR	PART NUMBER
	Std., S23 AFTER Serial No. 55288792, S24 UP TO Serial No. 50380525, C67 AFTER W55-10495, C71, Cv. Cp.	8	-	-	56	55-56	2	1673 443
	Std., S24 except Cv.Cp., UP TO 50378433 . . .	8	-	-	56	-	2	1673 442
	Std., S24 AFTER 50378433, except Cv.Cp. . . .	8	-	-	56	-	2	1673 443
	Std., S24 AFTER 50378433, Cv. Cp.	8	-	-	56	-	2	1673 444
	Std., S24 Adventurer	8	-	-	56	-	2	1675 713
	Right, Std., S25, S26, C75, 4 D., Sp.Cl.Cp., UP TO	8	-	-	57 (1)	57 (1)	1	1731 802
	Right, Std., S25, S26, C75, 4 D., Sp.Cl.Cp., AFTER	8	-	-	57 (1)	57 (1)	1	1731 801
	Left, Std., S25, S26, C75, 4 D., Sp.Cl.Cp., UP TO	8	-	-	57 (2)	57 (1)	1	1731 803
	Left, Std., S25, S26, C75, 4 D., Sp.Cl.Cp., AFTER	8	-	-	57 (2)	57 (1)	1	1731 802
	Right, Std., S25, S26, Sp. 4 D., Cv.Cp., C75 Sp.4 D., UP TO	8	-	-	57 (3)	57 (1)	1	1731 803
	Right, Std., S25, S26, Sp.4 D., Cv.Cp., C75 Sp.4 D., AFTER	8	-	-	57 (3)	57 (1)	1	1731 801
	Left, Std., S25, S26, Sp.4 D., Cv.Cp., C75 Sp.4 D., UP TO	8	-	-	57 (4)	57 (2)	1	1731 803
	Left, Std., S25, S26, Sp.4 D. and Cv.Cp., C75 Sp.4 D., AFTER	8	-	-	57 (4)	57 (2)	1	1731 802
	Right, Std., S26, C75, Sub.	8	-	-	57	57	1	1820 792
	Left, Std., S26 UP TO Ser. No. 50421156, C75 UP TO W57-37606, Sub.	8	-	-	57	57	1	1737 043
	Left, Std., S26 AFTER Ser. No. 50421156, C75 AFTER W57-37606, Sub.	8	-	-	57	57	1	1820 793
	Right, Std., S27 4 D. and Sp.Cl.Cp.	8	-	-	57	-	1	1731 723
	Left, Std., S27 4 D. and Sp.Cl.Cp.	8	-	-	57	-	1	1731 724
	Right, Std., S27 Sp.4 D.	8	-	-	57	-	1	1731 724
	Left, Std., S27 Sp.4 D.	8	-	-	57	-	1	1731 725
	Right, Std., LS2, LS3 except Sub.	8	-	-	58	-	1	1829 872
	Left, Std., LS2, LS3 except Sub.	8	-	-	58	-	1	1829 874
	Right, Std., LS3, LC3, Sub.	8	-	-	58	58	1	1829 918
	Left, Std., LS3, LC3, Sub.	8	-	-	58	58	1	1829 919
	Right, Std., C67 UP TO W55-61785, C68 UP TO N55-37735, Est. Wgn.	8	-	-	-	55	1	1635 631
	Left, Std., C67 UP TO W55-61785, C68 UP TO N55-37735, Est. Wgn.	8	-	-	-	55	1	1635 632
	Std., C67 AFTER W55-61785, C68 AFTER N55-37735, C71, Est. Wgn.	8	-	-	-	55-56	2	1635 632
	Std., C67 AFTER W55-10495, 4 D. and Sp.Cl.Cp.	8	-	-	-	55	2	*1673 442
	Std., C68 4 D. and Sp.Cl.Cp.	8	-	-	-	55	2	1636 952
	Std., C68-300, C72-300	8	-	-	-	55-56	2	1635 649
	Std., C68 Cv. Cp. UP TO N55-7235	8	-	-	-	55	2	1636 952
	Std., C68 AFTER N55-7235, C72, Cv. Cp.	8	-	-	-	55-56	2	1636 953
	Std., C69 UP TO C55-1713	8	-	-	-	55	2	1558 368
	Std., C69 AFTER C55-1713	8	-	-	-	55	2	1636 953
	Std., C70	8	-	-	-	55-56	2	1635 636
	Right, Std., C72, Est. Wgn.	8	-	-	-	56	1	1635 632
	Left, Std., C72, Est. Wgn.	8	-	-	-	56	1	1635 633
	Std., C72 except Est. Wgn. and Cv. Cp.	8	-	-	-	56	2	1636 952
	Std., C73 UP TO C56-9311 also from C56-9858 to C56-9892	8	-	-	-	56	2	1635 615
	Std., C73 AFTER C56-9311 except From C56-9858 to C56-9892	8	-	-	-	56	2	1731 792
	Right, Std., C76 UP TO N57-1885, 4 D., Sp.Cl.Cp.	8	-	-	-	57	1	1730 192
	Right, Std., C76 AFTER N57-1885, 4 D., Sp.Cl.Cp.	8	-	-	-	57	1	1730 191

NOTE 1: S25 Serial No. 55334141, S26 Serial No. 50397495, C75-1 Serial No. W57-2824, C75-2 Serial No. L57-1719.

NOTE 2: S25 Serial No. 55332286, S26 Serial No. 50396133, C75-1 Serial No. W57-22762 also used from W57-16068 to W57-17683, C75-2 Serial No. L57-12832 also used from L57-8708 to L57-9579.

NOTE 3: S25 Serial No. 55334102, S26 Serial No. 50397466.

NOTE 4: S25 Serial No. 55357575, S26 Serial No. 50413192.

★ Indicates use as required.

Numerals in parentheses () refer to notes.

Printed in U.S.A.

⊞ Indicates parts not listed in any previous parts book.

Prices and specifications subject to change without notice.

* Indicates change or addition.

1955-58 PASSENGER CAR PARTS LIST

SPRINGS

CODE	PART NAME AND DESCRIPTION	NO. OF CYL.	PLYMOUTH	DODGE	DESOTO	CHRYSLER AND IMPERIAL	PER CAR	PART NUMBER
	Left, Std., C76 UP TO N57-1885, 4 D., Sp. Cl. Cp.	8	-	-	-	57	1	1730 193
	Left, Std., C76 AFTER N57-1885, 4 D., Sp. Cl. Cp.	8	-	-	-	57	1	1730 192
	Right, Std., C76 UP TO N57-1885, Sp. 4 D., Cv. Cp.	8	-	-	-	57	1	1730 193
	Right, Std., C76 AFTER N57-1885, Sp. 4 D., Cv. Cp.	8	-	-	-	57	1	1730 191
	Left, Std., C76 UP TO N57-1885, Sp. 4 D., Cv. Cp.	8	-	-	-	57	1	1730 194
	Left, Std., C76 from N57-1885 to N57-8974, Sp. 4 D. and Cv. Cp.	8	-	-	-	57	1	1730 193
	Left, Std., C76 AFTER N57-8974, Sp. 4 D. and Cv. Cp.	8	-	-	-	57	1	1730 192
	Right, Std., C76 UP TO N57-27655, Sub. . .	8	-	-	-	57	1	1737 043
	Right, Std., C76 AFTER N57-27655, Sub. . .	8	-	-	-	57	1	1820 792
	Left, Std., C76 UP TO N57-27655, Sub. . . .	8	-	-	-	57	1	1737 044
	Left, Std., C76 AFTER N57-27655, Sub. . . .	8	-	-	-	57	1	1820 793
	Std., C76-300 UP TO 3N57-1055.	8	-	-	-	57	2	1737 037
	Right, Std., C76-300 AFTER 3N57-1055 . . .	8	-	-	-	57	1	1737 036
	Left, Std., C76-300 AFTER 3N57-1055 . . .	8	-	-	-	57	1	1737 037
	Right, Std., IM UP TO C57-1991, Sp. 4 D. . .	8	-	-	-	57	1	1730 195
	Right, Std., IM from C57-1991 to C57-4851, Sp. 4 D.	8	-	-	-	57	1	1730 194
	Right, Std., IM FROM C57-4851 to C57-10524, Sp. 4 D.	8	-	-	-	57	1	1730 193
	Right, Std., IM AFTER C57-10524, Sp. 4 D. and Cv. Cp.	8	-	-	-	57	1	1730 192
	Left, Std., IM UP TO C57-4851, Sp. 4 D. . . .	8	-	-	-	57	1	1730 196
	Left, Std., IM FROM C57-4851, to C57-10524, Sp. 4 D.	8	-	-	-	57	1	1730 195
	Left, Std., IM AFTER C57-10524, Sp. 4 D. and Cv. Cp.	8	-	-	-	57	1	1730 194
	Right, Std., IM UP TO C57-1829, 4 D., Sp. Cl. Cp.	8	-	-	-	57	1	1730 194
	Right, Std., IM FROM C57-1829 to C57-10458, 4 D. and Sp. Cl. Cp.	8	-	-	-	57	1	*1730 192
	Right, Std., IM AFTER C57-10458, 4 D. and Sp. Cl. Cp.	8	-	-	-	57	1	1730 191
	Left, Std., IM UP TO C57-1829, 4 D., Sp. Cl. Cp.	8	-	-	-	57	1	1730 195
	Left, Std., IM FROM C57-1829 to C57-10458, 4 D. and Sp. Cl. Cp.	8	-	-	-	57	1	1730 194
	Left, Std., IM AFTER C57-10458, 4 D. and Sp. Cl. Cp.	8	-	-	-	57	1	1730 193
	Right, Std., IM UP TO C57-2005, Cv. Cp. . . .	8	-	-	-	57	1	1730 195
	Right, Std., IM FROM C57-2005 to C57-10524, Cv. Cp.	8	-	-	-	57	1	1730 193
	Left, Std., IM UP TO C57-2005, Cv. Cp. . . .	8	-	-	-	57	1	1730 196
	Left, Std., IM FROM C57-2005 to C57-10524, Cv. Cp.	8	-	-	-	57	1	1730 195
	Right, Std., LC2	8	-	-	-	58	1	1829 872
	Left, Std., LC2	8	-	-	-	58	1	1829 874
	Right, LC3-300	8	-	-	-	58	1	1829 912
	Left, LC3-300	8	-	-	-	58	1	1829 913
	Right, Std., LC3 except Sub.	8	-	-	-	58	1	1829 884
	Left, Std., LC3 except Sub.	8	-	-	-	58	1	1829 885
	Right, Std., LY1 UP TO LY1-3166 SP. 4D.- LY1-1787 Cv. Cp.	8	-	-	-	58	1	1730 192
	Right, Std., LY1 FROM LY1-3166 TO LY1- 16017 Sp. 4 D. and FROM LY1-1787 TO LY1-16017 Cv. Cp.	8	-	-	-	58	1	*1829 885
	Right, Std., LY1 AFTER LY1-16017, Sp. 4 D. and Cv. Cp.	8	-	-	-	58	1	B1940 245
	Right, Std., LY1 UP TO LY1-3145 4D. and Sp. Cl. Cp.	8	-	-	-	58	1	1730 191

★ Indicates use as required.

Numerals in parentheses () refer to notes.

Printed in U.S.A.

⊠ Indicates parts not listed in any previous parts book.

Prices and specifications subject to change without notice.

Nov. 10, 1958 Supersedes Feb. 20, 1958.

* Indicates change or addition.

PASSENGER CAR PARTS LIST 1955-58

CODE	PART NAME AND DESCRIPTION	NO. OF CYL.	PLYMOUTH	DODGE	DESOTO	CHRYSLER AND IMPERIAL	PER CAR	PART NUMBER
	Right, Std., LY1 FROM LY1-3145 TO LY1-16316 4 D. and Sp. Cl. Cp.	8	-	-	-	58	1	*1829 884
	Right, Std., LY1 AFTER LY1-16316 4 D. and Sp. Cl. Cp.	8	-	-	-	58	1	*1940 244
	Left, Std., LY1 UP TO LY1-3166 Sp. 4 D.-LY1-1787 Cv. Cp.	8	-	-	-	58	1	1730 194
	Left, Std., LY1 FROM LY1-3166 TO LY1-16017 Sp. 4D FROM LY1-1787 TO LY1-16017 Cv. Cp.	8	-	-	-	58	1	*1829 887
	Left, Std., LY1 AFTER LY1-16017 Sp. 4 D. and Cv. Cp.	8	-	-	-	58	1	B1940 247
	Left, Std., LY1 UP TO LY1-3145 4 D. and Sp. Cl. Cp.	8	-	-	-	58	1	1730 193
	Left, Std., LY1 FROM LY1-3145 TO LY1-16316 4 D. and Sp. Cl. Cp.	8	-	-	-	58	1	*1829 886
	Left, Std., LY1 AFTER LY1-16316 4 D. and Sp. Cl. Cp.	8	-	-	-	58	1	*1940 246
	Heavy Duty, Sub.	6-8	55-56	55-56	-	-	2	1635 602
	Heavy Duty, except Sub., All Taxi	6-8	55-56	55-56	-	-	2	1635 594
	Right, Heavy Duty, Sub., UP TO	6-8	57 (3)	-	-	-	1	1737 003
	Left, Heavy Duty, Sub.	6-8	57	-	-	-	1	1737 003
	Right, Heavy Duty, Sub., AFTER	6-8	57 (3)	-	-	-	1	1737 004
	Heavy Duty, except Sub., All Taxi	3-3	57-58	-	-	-	2	1731 814
	Right, Heavy Duty, LD3, LS1, Sub.	6-8	58	58	58	-	1	*1850 289
	Left, Heavy Duty, LD3, LS1, Sub.	6-8	58	58	58	-	1	1850 290
	Heavy Duty, D66 4D., Sp. Cl. Cp., Cl. Sed., D67, S27, 4D., Sp. Cl. Cp., D72 All, All Taxi	6-8	-	57	57	-	2	1731 814
	Heavy Duty, D66, D67, Sp. 4 D. and Cv. Cp., S27 Sp. 4 D.	8	-	57	57	-	2	1731 815
	Heavy Duty, D70, D71, S27, Sub.	8	-	57	57	-	2	1737 003
	Heavy Duty, LD1, LD2 4D., Sp. Cl. Cp. and Cl. Sed., LD3 4D. and Sp. Cl. Cp., LS1 4D. and Sp. Cl. Cp.	6-8	-	58	58	-	2	1850 266
	Heavy Duty, LD2, LD3, LS1, Sp. 4D. and Cv. Cp., LC1 4D., Sp. 4D. and Sp. Cl. Cp.	8	-	58	58	58	2	1850 267
	Heavy Duty, S21, S24, All, S22, S23, C67, C71, except Est. Wgn.	8	-	-	55-56	55-56	2	1637 016
	Heavy Duty, S22, S23, C67, C68, C71, C72, Est. Wgn. UP TO	8	-	-	55-56	55-56 (1)	2	1635 653
	Heavy Duty, S25, S26, C75 4 D. and Sp. Cl. Cp., UP TO	8	-	-	57 (2)	57 (2)	2	1731 732
	Right, Heavy Duty, S25, S26, Sp. 4 D. and Cv. Cp., C75 Sp. 4 D., UP TO	8	-	-	57 (2)	57 (2)	1	1731 733
	Left, Heavy Duty, S25, S26, Sp. 4 D. and Cv. Cp., C75 Sp. 4 D., UP TO	8	-	-	57 (2)	57 (2)	1	1731 732
	Right, Heavy Duty, S25, S26, C75, 4 D., Sp. 4D., Sp. Cl. Cp. and Cv. Cp., AFTER	8	-	-	57 (2)	57 (2)	1	1731 731
	Left, Heavy Duty, S25, S26, C75, 4 D., Sp. 4 D., Sp. Cl. Cp. and Cv. Cp., AFTER	8	-	-	57 (2)	57 (2)	1	1731 733
	Heavy Duty, S26, C75, Sub.	8	-	-	57	57	2	1737 052
	Right, Heavy Duty, LS2, LS3 except Sub., LC2, LC3 except Sub.	8	-	-	58	58	1	*1829 904
	Left, Heavy Duty, LS2, LS3 except Sub., LC2	8	-	-	58	58	1	*1829 905
	Right, Heavy Duty, LS3, LC3, Sub.	8	-	-	58	58	1	1850 323
	Left, Heavy Duty, LS3, LC3, Sub.	8	-	-	58	58	1	1850 324
	Heavy Duty, C68, C72, except Est. Wgn., C69 All.	8	-	-	-	55-56	2	1637 017
	Heavy Duty, C70	8	-	-	-	55-56	2	1636 883
	Heavy Duty, C71, C72, Est. Wgn. AFTER	8	-	-	-	56 (1)	2	1635 654

NOTE 1: C71 Serial No. W56-22371, C72 Serial No. N56-12322, Est. Wgn.

NOTE 2: S25 Ser. No. 55336092, S26 Ser. No. 50398679, C75-1 Ser. No. W57-9455, C75-2 Ser. No. L57-5189.

NOTE 3: P30 Ser. No. 14359742, P31 Ser. No. 16249711.

★ Indicates use as required.

Numerals in parentheses () refer to notes.

Printed in U.S.A.

ⓑ Indicates parts not listed in any previous parts book.

Prices and specifications subject to change without notice.

* Indicates change or addition.

1955-58 PASSENGER CAR PARTS LIST

SPRINGS

CODE	PART NAME AND DESCRIPTION	NO. OF CYL.	PLYMOUTH	DODGE	DESOTO	CHRYSLER AND IMPERIAL	PER CAR	PART NUMBER
	Heavy Duty, C73	8	-	-	-	56	2	1637 018
	Heavy Duty, C76 UP TO N57-5434, Sp. 4 D., Cv. Cp.	8	-	-	-	57	2	1731 734
	Heavy Duty, C76 UP TO N57-5434, 4 D., Sp. Cl. Cp.	8	-	-	-	57	2	1731 733
	Right, Heavy Duty, C76 AFTER N57-5434, except Sub.	8	-	-	-	57	1	1731 732
	Left, Heavy Duty, C76 AFTER N57-5434, except Sub.	8	-	-	-	57	1	1731 734
	Right, Heavy Duty, IM UP TO C57-17276	8	-	-	-	57	1	1731 734
	Right, Heavy Duty, IM AFTER C57-17276	8	-	-	-	57	1	1731 732
	Left, Heavy Duty, IM	8	-	-	-	57	1	1731 734
	Right, Heavy Duty, LC1 Sub.	8	-	-	-	58	1	*1850 290
	Left, Heavy Duty, LC1 Sub.	8	-	-	-	58	1	1850 291
	Left, Heavy Duty, LC3 except Sub.	8	-	-	-	58	1	1829 906
	Right, Heavy Duty, LY1	8	-	-	-	58	1	1829 905
	Left, Heavy Duty, LY1	8	-	-	-	58	1	1829 906
	w/Air Conditioning	8	55	-	-	-	2	1635 586
	w/Air Conditioning, except Sp. 4 D., Sp. 4 D. UP TO Serial No. 15992124	8	56	-	-	-	2	1635 586
	w/Air Conditioning, Sp. 4 D. AFTER Serial No. 15992124	8	56	-	-	-	2	1635 594
	w/Air Conditioning	8	-	55-56	-	-	2	1636 860
	w/Air Conditioning, S21 UP TO Serial No. 50333072	8	-	-	55	-	2	1636 943
	w/Air Conditioning, S21 AFTER Serial No. 50333072, S22, S23 UP TO Serial No. 55288792	8	-	-	55-56	-	2	*1673 442
	w/Air Conditioning, S23 AFTER Serial No. 55288792, S24 UP TO Serial No. 50380525	8	-	-	56	-	2	1673 443
	w/Air Conditioning, S24 AFTER Serial No. 50380525	8	-	-	56	-	2	1673 444
	Right, w/Air Conditioning, C67 UP TO W55-10495	8	-	-	-	55	1	*1673 442
	Left, w/Air Conditioning, C67 UP TO W55-10495	8	-	-	-	55	1	1673 443
	w/Air Conditioning, C67 AFTER W55-10495, C71	8	-	-	-	55-56	2	1673 443
	w/Air Conditioning, C68 UP TO N55-7235	8	-	-	-	55	2	1636 952
	w/Air Conditioning, C68 AFTER N55-7235, C72	8	-	-	-	55-56	2	1636 953
	Right, w/Air Conditioning, C69 UP TO C55-1713	8	-	-	-	55	1	1636 953
	Left, w/Air Conditioning, C69 UP TO C55-1713	8	-	-	-	55	1	1558 368
	w/Air Conditioning, C69 AFTER C55-1713	8	-	-	-	55	2	1558 368
	w/Air Conditioning, C70	8	-	-	-	55-56	2	1635 637
	w/Air Conditioning, C73	8	-	-	-	56	2	1731 793
17-11-5	PLATE, Seat Angle, C73	8	-	-	-	56	2	1673 458
17-11-7	PLATE, except Sub.	6-8	55-56	55-56	-	-	2	1402 199
	Right, Sub.	6-8	55-56	55-56	-	-	1	1616 932
	Left, Sub.	6-8	55-56	55-56	-	-	1	1616 933
	Right, Std., P30, P31, S27, except Sub., D66, D67, D72, All	6-8	57	57	57	-	1	1673 532
	Right, Heavy Duty, P30, P31, S27, except Sub., D66, D67, D72, All	6-8	57	57	57	-	1	1617 022
	Right, P31 Fury	8	57	-	-	-	1	1617 022
	Left, P30, P31, S27, except Sub., D66, D67, D72, All	6-8	57	57	57	-	1	*1617 023
	Left, P31 Fury	8	57	-	-	-	1	1617 023
	Right, P30, P31, S27, Sub., D70, D71, S25, S26, C75, C76, IM, All, UP TO	6-8	57	57	57 (1)	57 (1)	1	1617 022
	Left, P30, P31, S27, Sub., D70, D71, S25, S26, C75, C76, IM, All, UP TO	6-8	57	57	57 (1)	57 (1)	1	1617 023
	Right, LS1, LC1	6-8	58	58	58	58	1	1617 022
	Left, LS1, LC1	6-8	58	58	58	58	1	1617 023

NOTE 1: C75-1 Serial No. w57-9330, C75-2 Serial No. L57-5101, C76 Serial No. N57-5429, C76-300 approx. Serial No. 3N57-1011, IM Serial No. C57-5698, S25 approx. Serial No. 55338751, S26 approx. Serial No. 50400501.

★ Indicates use as required.

Numerals in parentheses () refer to notes.

Printed in U.S.A.

☐ Indicates parts not listed in any previous parts book.

Prices and specifications subject to change without notice.

Nov. 10, 1958 Supersedes June 25, 1958.

* Indicates change or addition.

PASSENGER CAR PARTS LIST 1955-58

CODE	PART NAME AND DESCRIPTION	NO. OF CYL.	PLYMOUTH	DODGE	DESOTO	CHRYSLER AND IMPERIAL	PER CAR	PART NUMBER
	Right, S25, S26, LS2, LS3, LC2, LC3, LY1, AFTER	8	-	-	57-58 (1)	57-58 (1)	1	1820 438
	Left, S25, S26, LS2, LS3, LC2, LC3, LY1, AFTER	8	-	-	57-58 (1)	57-58 (1)	1	1820 439
	Right, except Est. Wgn. and C73	8	-	-	55-56	55-56	1	1616 930
	Left, except Est. Wgn. and C73	8	-	-	55-56	55-56	1	1616 931
	Right, Est. Wgn. and C73	8	-	-	55-56	55-56	1	1617 022
	Left, Est. Wgn. and C73	8	-	-	55-56	55-56	1	1617 023
17-11-10	INSULATOR, Upper, LS1, LC1, UP TO . . .	6-8	57-58	57-58	57-58 (1)	57-58 (1)	2	1731 797
	Lower, S27, LS1, LC1	6-8	57-58	57-58	57-58	58	2	1731 798
	Upper	8	-	-	55	55	2	1617 003
	Lower	8	-	-	55	55	2	1630 289
	Upper	8	-	-	56	56	2	1635 657
	Lower	8	-	-	56	56	2	1635 656
17-12-0 REAR SPRING LEAF								
17-12-3	KIT, Leaf, C67, C68, C71, C72	8	-	-	55-56	55-56	1	1731 728
17-12-4	LEAF, Main, Std.	6-8	55	55	-	-	2	1673 433
	Main, Std., except Sub.	6-8	56	56	-	-	2	1673 433
	Main, Sub.	6-8	56	56	-	-	2	1673 432
	Main, Std., P29 Fury, D63-D500	8	56	56	-	-	2	1731 775
	Main, w/Air Conditioning, P29 Sp. 4 D. AFTER Serial No. 15992124	8	56	-	-	-	2	1673 432
	Main, Std., S27	6-8	57	57	57	-	2	1820 487
	Main, Std., P31 Fury, LP2 Fury	8	57-58	-	-	-	2	1820 485
	Main, Std., Sub.	6-8	58	-	-	-	2	1850 314
	Main, Std., except Sub.	6	58	-	-	-	2	1820 487
	Main, Std., except Sub.	8	58	-	-	-	2	1850 312
	Main, Std., LS1, LC1	6-8	58	58	58	58	2	1850 314
	Main, Std., S21, All, S22 AFTER approx. Ser. No. 55217384, C67, C68, except Est. Wgn.	8	-	-	55	55	2	1673 436
	Main, Std., S22 UP TO approx. Ser. No. 55217384 except Est. Wgn.	8	-	-	55	-	2	1634 126
	Main, Std., S22, S23, C67, C68, C71 UP TO W56-12987, C72 UP TO N56-8614, Est. Wgn..	8	-	-	55-56	55-56	2	1634 125
	Main, Std., S23 UP TO Ser. No. 55280391 except Est. Wgn., C70 All	8	-	-	56	55-56	2	1673 436
	Main, Std., S23 AFTER Ser. No. 55280391, C71, except Est. Wgn.	8	-	-	56	56	2	1731 778
	Main, Std., S24 Adventurer	8	-	-	56	-	2	1731 779
	Main, Std., S24, C71 w/Power Pkg. and w/o Air Cond., All, C72 except Est. Wgn. . . .	8	-	-	56	56	2	1673 435
	Main, Std., S26, C75, C76, Sub.	8	-	-	57	57	2	1820 808
	Main, Std., S25 All, S26, C75, except Sub. . .	8	-	-	57	57	2	1820 488
	Main, Std., LS2, LC2, All, LS3 except Sub. .	8	-	-	58	58	2	1850 461
	Main, Std., LS3, LC3, Sub.	8	-	-	58	58	2	1850 464
	Main, Std., C69 All	8	-	-	-	55	2	1634 101
	Main, Std., C68-300, C72-300	8	-	-	-	55-56	2	1673 437
	Main, Std., C71 AFTER W56-12987, C72 AFTER N56-8614, Est. Wgn.	8	-	-	-	56	2	1731 777
	Main, Std., C73 UP TO C56-9311 also From C56-9858 to C56-9892	8	-	-	-	56	2	1673 434
	Main, Std., C73 AFTER C56-9311 except From C56-9858 to C56-9892	8	-	-	-	56	2	1731 776
	Main, Std., C76 except Sub., IM All	8	-	-	-	57	2	1820 489
	Main, Std., C76-300	8	-	-	-	57	2	1820 806
	Main, Std., LC3 except Sub., LY1	8	-	-	-	58	2	1850 462
	Main, Std., LC3-300	8	-	-	-	58	2	1850 463
	Main, Heavy Duty	6-8	55	55	-	-	2	1673 432
	Main, Heavy Duty, except Sub.	6-8	56	56	-	-	2	1673 432

NOTE 1: C75-1 Serial No. W57-9330, C75-2 Serial No. L57-5101, C76 Serial No. N57-5429, C76-300 approx. Serial No. 3N57-1011, IM Serial No. C57-5698, S25 approx. Serial No. 55338751, S26 approx. Serial No. 50400501.

1955-58 PASSENGER CAR PARTS LIST

CODE	PART NAME AND DESCRIPTION	NO. OF CYL.	PLYMOUTH	DODGE	DESOTO	CHRYSLER AND IMPERIAL	PER CAR	PART NUMBER
	Main, Heavy Duty, S27	6-8	57	57	57	-	2	1820 486
	Main, Heavy Duty, except Sub.	6-8	58	-	-	-	2	1820 486
	Main, Heavy Duty, Sub.	6-8	58	-	-	-	2	1850 313
	Main, Heavy Duty, LS1, LC1	6-8	-	58	58	58	2	1850 313
	Main, Heavy Duty, S21, S22, All, C67, C68, C71 UP TO W56-22371, C72 UP TO N56-12322, Est. Wgn.	8	-	-	55	55-56	2	1634 124
	Main, Heavy Duty, C67, C68, C71, C72, except Est. Wgn., C69 All, C71 AFTER W56-22371, C72 AFTER N56-12322, Est. Wgn.	8	-	-	56	55-56	2	1634 125
	Main, Heavy Duty, S25, IM, All, S26, C75, C76, except Sub.	8	-	-	57	57	2	1820 808
	Main, Heavy Duty, S26, C75, C76, Sub.	8	-	-	57	57	2	1820 809
	Main, Heavy Duty, LS2, LC2, LY1, All, LS3, LC3, except Sub.	8	-	-	58	58	2	*1850 464
	Main, Heavy Duty, LS3, LC3, Sub.	8	-	-	58	58	2	1850 465
	Main, Heavy Duty, C70 All	8	-	-	-	55	2	1634 126
	MAIN, Heavy Duty, C70, C73, All	8	-	-	-	56	2	1634 125
17-12-12	INTERLINER, w/FASTENER, 2 1/2" x 3 1/2"	6-8	55-58	55-58	55-58	55-58	★	1616 921
	2 1/2"-2 1/2"	6-8	57	57	57-58	57-58	★	1673 515
	w/o Fastener, 2 1/2" x 2 1/2"	6-8	58	58	58	58	★	*1820 484
17-14-0 REAR SPRING CENTER BOLT								
17-14-10	BOLT	6-8	55	55	-	-	2	593 804
		6-8	57-58	57-58	55-58	55-58	2	1673 489
17-15-0 REAR SPRING CLIP								
17-15-1	CLIP 6 1/4" lgh.	6-8	55-58	55-56	55	-	★	1489 745
	7" lgh.	6-8	55-58	55-58	55-58	55-58	★	1489 747
	7 3/8" lgh.	8	-	-	56-57	56-57	★	1635 666
17-15-6	NUT	6-8	55-58	55-58	55-58	55-58	8	50 368
17-15-24	INSULATOR, Alignment Clip	6-8	58	58	58	58	2	1829 929
17-15-25	CLIP, Alignment,							
	2-3/8" wide x 9/16" lgh.	6-8	55-56	55-56	55-56	55-56	★	1488 187
	2-3/8" wide x 11/16" lgh.	6-8	57-58	57-58	55-57	55-57	★	1488 205
	2-3/8" wide x 1-1/4" lgh.	6-8	57-58	57-58	57-58	57	★	1730 159
	2-3/8" wide x 7/8" lgh.	6-8	57-58	57-58	-	55-56	★	1488 206
	2-3/8" wide x 1-1/16" lgh.	6-8	58	-	55-56	55-56	★	1488 207
	2-1/2" wide x 11/16" lgh.	8	57	-	55-57	55-57	★	1558 374
	2-1/2" wide x 1" lgh.	8	-	-	55-56	55-56	★	1558 375
	2-1/2" wide x 1-9/32" lgh.	8	57	-	57-58	57-58	★	1673 512
	2-5/8" wide x 1" lgh.	6-8	58	58	58	57-58	★	1820 812
	2.62" wide x 1.50" lgh.	6-8	58	58	57-58	57-58	★	1820 153
	2.62" wide x 1.25" lgh.	8	-	58	-	58	★	1820 152
	2.62" wide x 1.75" lgh.	8	-	-	57-58	57-58	★	1820 813
	2.62" wide x .80" lgh.	8	-	-	-	57	★	1820 151
	2.62" wide x 2" lgh.	8	-	-	58	58	★	1829 928
17-15-28	SCREW, Alignment Clip	6-8	55-58	55-58	55-58	55-58	★	1485 510
17-15-30	WASHER, Alignment Clip Screw	6-8	55-58	55-58	55-58	55-58	★	1530 398
17-16-0 REAR SPRING SHACKLE								
17-16-1	SHACKLE and BUSHING PACKAGE, S27, LS1, LC1	6-8	55-58	55-58	57-58	58	2	1450 961
	S25, S26, LS2, LS3, LC2, LC3, LY1	8	-	-	55-58	55-58	2	1450 087
17-17-0 REAR SPRING SILENT BLOC								
17-17-3	BLOC, UP TO	6-8	55 (1)	55 (1)	-	-	2	1554 339
	BUSHING, Front Pivot, AFTER	6-8	55 (1)	55 (1)	-	-	2	1630 303
	Front Pivot, S27, UP TO	6-8	56-57 (2)	56-57	57	-	2	*1630 303

NOTE 1:

P26 serial No. 13851640

D55 approx. serial No. 34751966

P27 serial No. 15694162

D56 approx. serial No. 32195138

NOTE 2: P30 UP TO Serial No. 14315544 also used intermittently FROM 14315544 to 14327202 Det. Built-20869410 Evans. Built.

★ Indicates use as required.

Numerals in parentheses () refer to notes.

Printed in U.S.A.

☐ Indicates parts not listed in any previous parts book.

Prices and specifications subject to change without notice.

June 25, 1958 Supersedes Feb. 20, 1958.

* Indicates change or addition.

CODE	PART NAME AND DESCRIPTION	NO. OF CYL.	PLYMOUTH	DODGE	DESOTO	CHRYSLER AND IMPERIAL	PER CAR	PART NUMBER
	Front Pivot, AFTER	6	57 (3)	-	-	-	2	1737 032
	Front Pivot, Std., except Sub.	6	58	-	-	-	2	1737 032
	Front Pivot, Heavy Duty, except Sub.	6	58	-	-	-	2	1630 303
	Front Pivot, Sub.	6	58	-	-	-	2	1630 303
	Front Pivot, LP2, LS1, LC1	6-8	58	58	58	58	2	1630 303
	Front Pivot, S25, S26, LS2, LS3, LC2, LC3, LY1	8	-	-	55-58	55-58	2	1530 380
17-17-4	BOLT, UP TO	6-8	55 (1)	55 (2)	-	-	2	1556 507
	S27, LS1, LC1, AFTER	6-8	55-58 (1)	55-58 (2)	57-58	58	2	1630 305
	S25, S26, LS2, LS3, LC2, LC3, LY1	8	-	-	55-58	55-58	2	1400 788
17-17-5	NUT, Bolt, S27, LS1, LC1	6-8	55-58	55-58	57-58	58	2	1405 318
17-19-0 REAR SPRING BUMPER								
17-19-3	BUMPER, w/PLATE, except Sub.	6-8	55-56	55-56	-	-	2	1612 069
	w/o Plate, Sub.	6-8	55-56	55-56	-	-	2	1311 417
	w/o Plate	6-8	57-58	57-58	55-58	55-58	2	1311 417
17-19-5	Axle Drive Pinion Carrier	6-8	57-58	57-58	57-58	57-58	1	1637 031
	RETAINER, Bumper, Sub.	6-8	55-56	55-56	-	-	2	1311 418
	LD3, S26, S27, LS1, LS3, C75, C76, LC1, LC3, except Sub.	6-8	57-58	58	57-58	57-58	2	1311 418
	D70, D71, LD3, S26, S27, LS1, LS3, C75, C76, LC1, LC3, Sub.	6-8	57-58	57-58	57-58	57-58	2	1731 763
	D66, D67, D72, LD1, LD2, S25, LS2, IM, LC2, LY1, All	6-8	-	57-58	55-58	55-58	2	1311 418
17-19-7	BOLT, Retainer, Sub.	6-8	55-56	55-56	-	-	2	1311 864
		8	-	-	55-56	55-56	2	1311 864
	S26, S27, C75, except Sub.	8	-	-	57	57	2	1311 864
17-19-10	PLATE, Bumper, except Sub.	6-8	55-56	55-56	-	-	2	1556 534
	Sub.	6-8	55-56	55-56	-	-	2	1556 536
	Axle Drive Pinion Carrier	6-8	57-58	57-58	57-58	57-58	1	1730 183
	Pinion Bumper, C70	8	-	-	-	55-56	2	1615 403
17-19-11	SPACER, Bumper	6-8	57-58	57-58	57-58	57-58	2	1731 764
17-19-20	SUPPORT, Axle Drive Pinion Carrier Bumper	6-8	57-58	57-58	57-58	57-58	1	*1673 531

17-23-0 SHOCK ABSORBERS

NOTE: To specify Front Shock Absorbers see PART TYPE CODE 17-23-6.

7-23-3	PACKAGE, Front, 1" dia., Domestic	6-8	55	55	-	-	2	⊠1879 684
	Front, 1" dia., Std.	6-8	56	56	-	-	2	⊠1879 684
	Rear, 1" dia., Std.	6-8	55-56	55-56	-	-	2	1450 917
	Rear, 1" dia., Std., S25, S27, LS1, LS2, LS3 except Sub., LC1, LC2, LC3 except Sub., LY1	6-8	57	57-58	57-58	58	2	*1879 305
	Rear, 1" dia., Std.	6-8	58	-	-	-	2	1879 307
	Rear, 1" dia.	8	-	-	55-56	55-56	2	*1879 306
	Rear, 1" dia., Std., S26, C75, C76, except Sub.	8	-	-	57	57	2	1879 305
	Rear, 1" dia., LS3, C75, C76, LC3. Sub.	8	-	-	57-58	57-58	2	*1879 306
	Rear, 1" dia., IM UP TO C57-33428	8	-	-	-	57	2	1843 132
	Rear, 1" dia., IM AFTER C57-33428	8	-	-	-	57	2	1879 305
	Rear, 1-3/8" dia., Heavy Duty, except C70 and C73	6-8	55-56	55-56	55-56	55-56	2	1450 037
	Rear, 1-3/8" dia., Heavy Duty, C75, C76, LC1, LC2, LC3	6-8	57-58	57-58	57-58	57-58	2	1752 259
	Rear, 1" dia., Heavy Duty, S25, S27, All Taxi LS1, LS2, LC1, LC2, LY1	6-8	55-58	55-58	57-58	58	2	*1879 306
	Rear, 1" dia., Heavy Duty, S26, LS3, C75, C76, LC3, except Sub.	8	-	-	57-58	57-58	2	*1879 306

NOTE 1: P26 Serial No. 13851640 P27 Serial No. 15694162
 D55 approx. Serial No. 34751966 D56 approx. Serial No. 32195138

NOTE 2: D55 Serial No. 34749966 D56 Serial No. 32193138

NOTE 3: P30 AFTER Serial No. 14327202 also used intermittently FROM 14315544 to 14327202 Det. Built-20869410 Evans. Built.

★ Indicates use as required.

Numerals in parentheses () refer to notes.

Printed in U.S.A.

⊠ Indicates parts not listed in any previous parts book.

Prices and specifications subject to change without notice.

* Indicates change or addition.

1955-58 PASSENGER CAR PARTS LIST

SPRINGS

CODE	PART NAME AND DESCRIPTION	NO. OF CYL.	PLYMOUTH	DODGE	DESOTO	CHRYSLER AND IMPERIAL	PER CAR	PART NUMBER
17-23-6	ABSORBER, Front 1" dia., Std.	6-8	55-56	55-56	-	-	2	*1820 148
	Front, 1" dia., P29 Fury, D63-D500	8	56	56	-	-	2	1820 148
	Front, 1" dia., Std., C75, C76	6-8	57-58	57-58	57-58	57-58	2	1673 507
	Front, 1" dia., Std.	8	-	-	55-56	55-56	2	1820 422
	Front, 1" dia., C68-300	8	-	-	-	55	2	1820 149
	Front, 1" dia., IM UP TO C57-13980	8	-	-	-	57	2	*1850 448
	Front, 1" dia., IM AFTER C57-13980	8	-	-	-	57	2	1673 507
	Front, 1" dia., Heavy Duty	6-8	55-56	55-56	-	-	2	1820 148
	Front, 1" dia., Heavy Duty, C75, C76, All Taxi	6-8	57	57	57	57	2	*1850 448
	Front, 1" dia., Heavy Duty	6-8	58	58	58	58	2	1850 448
	Front, 1" dia., Heavy Duty, S21, S22, C67, C68, except 4 D., S23, S24, C71, All, UP TO	8	-	-	55-56 (1)	55-56 (1)	2	1820 422
	Front, 1" dia., Heavy Duty, S21, S22, C67, C68, 4 D., S23, S24, C71, All, AFTER	8	-	-	55-56 (1)	55-56 (1)	2	1820 149
	Front, 1" dia., Heavy Duty, C70, C72, C73	8	-	-	-	55-56	2	1820 149
17-23-8	ABSORBER, Rear Shock, Heavy Duty, LD1, LD2, Taxi	6	-	58	-	-	2	1850 316
17-23-52	BUSHING, Rear	6-8	55-58	55-58	55-58	55-58	4	1319 902
	Front Shock Absorber Upper Mounting	6-8	55-58	55-58	55-58	55-58	2	1614 385
	Lower Mounting	6-8	55-56	55-56	55-56	55-56	2	1616 920
	Lower Mounting	6-8	57-58	57-58	57-58	57-58	2	1635 588
	Front, D63-D500	8	-	56	-	-	2	1616 920
17-23-53	WASHER, Rear Bushing Retainer, Inner	6-8	55-58	55-58	55-58	55-58	4	1319 555
	Outer	6-8	55-58	55-58	55-58	55-58	4	1319 554
	Front Shock Absorber Upper Mounting Bushing	6-8	55-58	55-58	55-58	55-58	4	1558 352
17-23-56	STUD, Rear Shock Absorber Upper	6-8	55-56	55-56	-	-	2	1558 330
	Upper	6-8	57-58	57-58	57-58	57-58	2	1673 498
	Upper, except Est. Wgn.	8	-	-	55-56	55-56	2	1558 331
	Upper, Est. Wgn.	8	-	-	55-56	55-56	2	1558 330
	Lower, except Sub.	6-8	55-56	55-56	-	-	2	1402 090
	Lower, Sub.	6-8	55-56	55-56	-	-	2	1556 506
	Rear Spring Plate to Shock Absorber	6-8	57-58	57-58	57-58	57-58	2	1556 506
	Front Shock Absorber Lower Mounting	6-8	57-58	57-58	57-58	57-58	2	1736 997
	Rear Shock Absorber Lower	8	-	-	55-56	55-56	2	1556 506
17-24-0 SHOCK ABSORBER BRACKET								
17-24-28	SUPPORT, Frame Front Shock Absorber, S27	6-8	57-58	57-58	57-58	58	2	1675 821
	Left, S25, S26	8	-	-	57	57	1	1675 821
17-29-0 SWAY ELIMINATOR SHAFT								
17-29-5	SHAFT	6-8	55-56	55-56	-	-	1	1630 185
	S27, LD2, LD3, LS1 Sub., LC1	6-8	57	57-58	57-58	58	1	1671 438
	8	-	-	55	55	1	1554 884
	8	-	-	56	56	1	1639 165
	S25, S26, LS2, LS3, LC2, LC3, LY1	8	-	-	57-58	57-58	1	1672 965
17-29-10	STRAP, Bushing, LD2, LD3, LS1 Sub., LS2, LS3	6-8	57	57-58	57-58	57-58	2	1673 065
17-29-11	RETAINER, Bushing, LD2, LD3, LS1 Sub., LS2, LS3	6-8	57	57-58	57-58	57-58	2	1673 060
17-29-12	BUSHING, S27, LD2, LD3, LS1 Sub., LC1	6-8	57	57-58	57-58	58	2	1673 089
	S25, S26, LS2, LS3, C75, C76, IM AFTER C57-5822, LC2, LC3, LY1	8	-	-	57-58	57-58	2	1731 340
	IM UP TO C57-5822	8	-	-	-	57	2	1731 342
17-29-13	REINFORCEMENT, Cushion, LD2, LD3, LS1 Sub., LS2, LS3	6-8	57	57-58	57-58	57-58	2	1672 989

NOTE 1: S23 Ser. No. 55295632, S24 Ser. No. 50382439, C71 Ser. No. W56-37558.

★ Indicates use as required.

Numerals in parentheses () refer to notes.

Printed in U.S.A.

⊠ Indicates parts not listed in any previous parts book.

Prices and specifications subject to change without notice.

Nov. 10, 1958 Supersedes June 25, 1958.

* Indicates change or addition.

CODE	PART NAME AND DESCRIPTION	NO. OF CYL.	PLYMOUTH	DODGE	DESOTO	CHRYSLER AND IMPERIAL	PER CAR	PART NUMBER
17-29-15	CUSHION, Std.	6-8	55-56	-	-	-	2	1126 291
	Heavy Duty	6-8	56	-	-	-	2	1554 747
	S27, LD2, LD3, LS1 Sub., LC1.	6-8	57	57-58	57-58	58	2	1673 090
		6-8	-	55-56	-	-	2	1554 747
		8	-	-	55	55	2	1554 747
		8	-	-	56	56	2	1639 167
	S25, S26, LS2, LS3, C75, C76, IM AFTER C57-5822, LC2, LC3, LY1.	8	-	-	57-58	57-58	2	1731 341
	IM UP TO C57-5822	8	-	-	-	57	2	1731 343
17-29-16	RETAINER, Cushion	6-8	55-56	55-56	55-56	55-56	2	1313 961
	LD2, LD3, LS1 Sub., LS2, LS3.	6-8	57	57-58	57-58	57-58	2	1672 988
17-29-18	STRAP, Cushion, LD2, LD3, LS1 Sub., LS2, LS3	6-8	57	57-58	57-58	57-58	2	1731 275
17-29-20	INSULATOR, Link, LD2, LD3, LS1 Sub., LS2, LS3	6-8	57	57-58	57-58	57-58	2	1734 315
17-29-21	RETAINER, Link Insulator, LD2, LD3, LS1 Sub., LS2, LS3.	6-8	57	57-58	57-58	57-58	4	1558 352

NOTES
