

GROUP 3 - AXIE-REAR

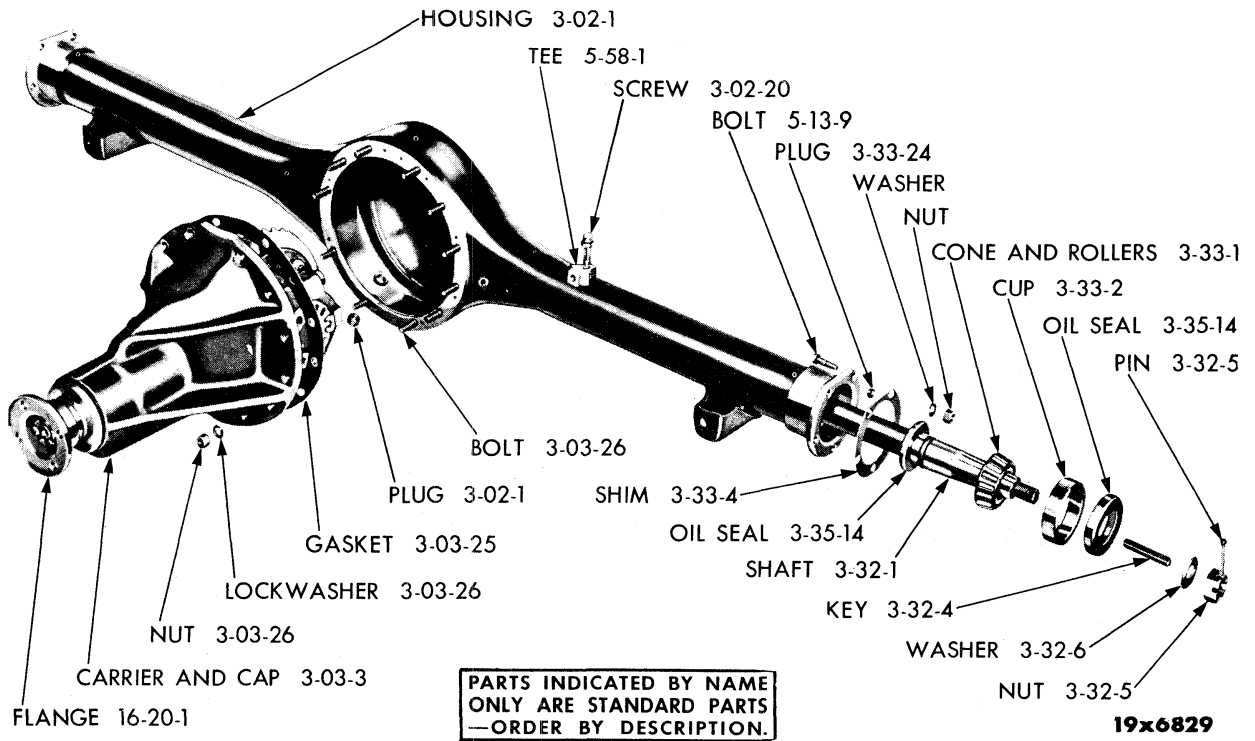


Plate 3-1

REAR AXLE HOUSING AND SHAFT

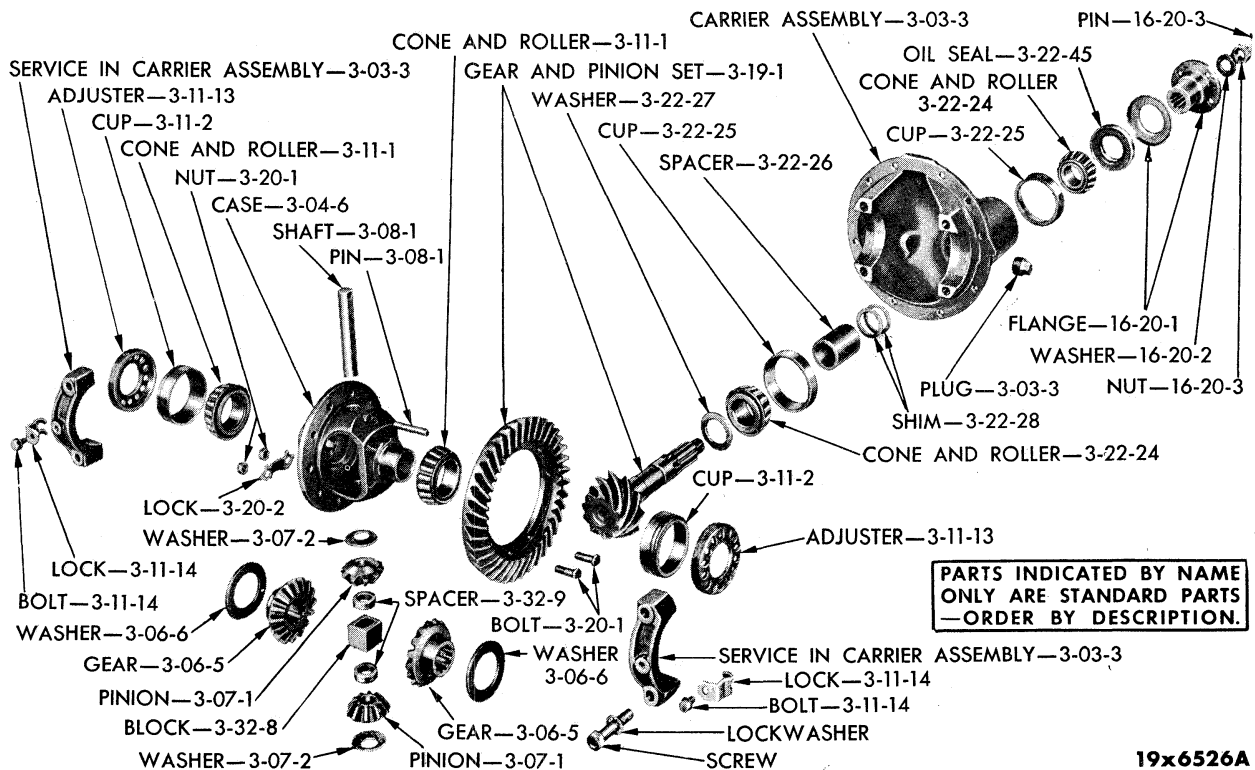
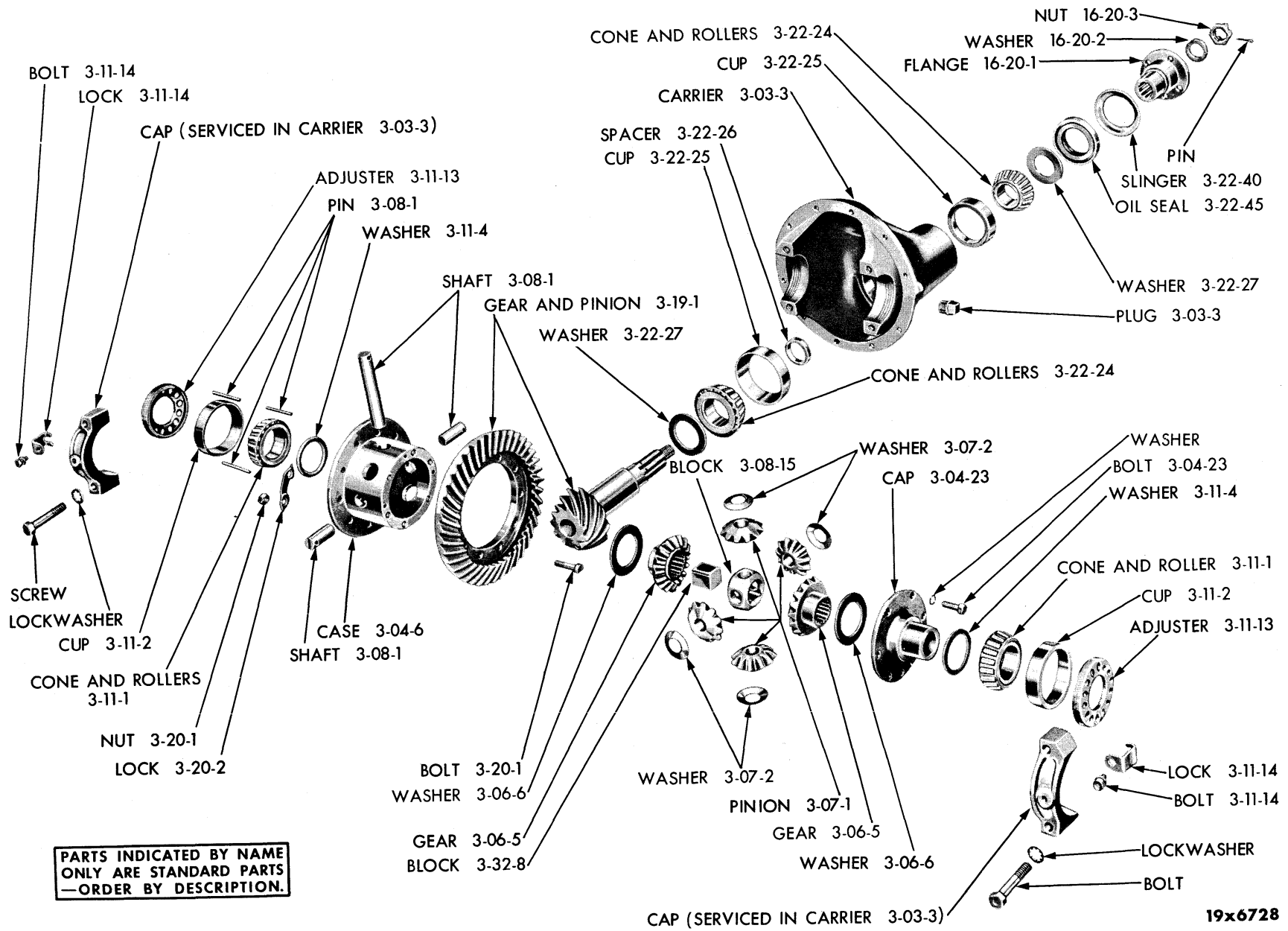


Plate 3-2

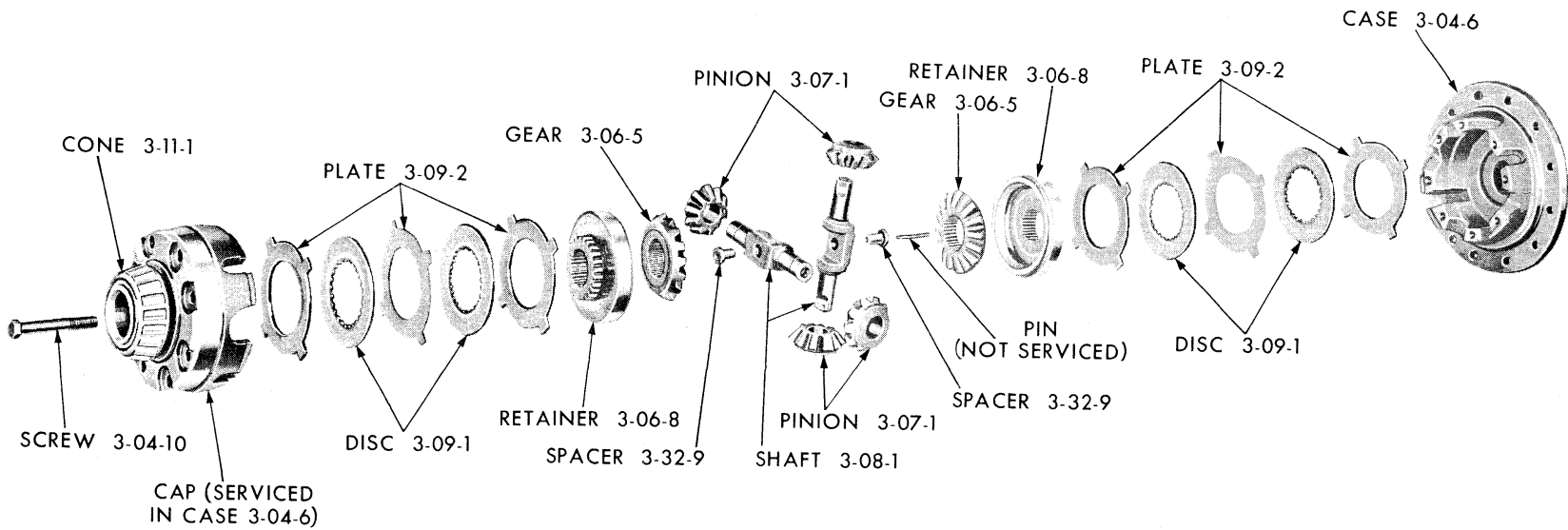
REAR AXLE DIFFERENTIAL AND CARRIER (2 PINION TYPE)



19x6728

Plate 3-3

REAR AXLE DIFFERENTIAL AND CARRIER (4 PINION TYPE)



19x8320A

Plate 3-4

"SURE-GRIP" REAR AXLE DIFFERENTIAL

CODE	PART NAME AND DESCRIPTION	NO. OF CYL.	PLYMOUTH	DODGE	DESOTO	CHRYSLER AND IMPERIAL	PER CAR	PART NUMBER
3-01-0 REAR AXLE CONTROL STRUT								
3-01-25	STRUT, C73	8	-	-	-	56	2	1630 318
	IM, LY1	8	-	-	-	57-58	2	1730 160
3-01-28	BUSHING, C73, IM, LY1	8	-	-	-	56-58	4	1635 600
3-01-30	SPACER, C73	8	-	-	-	56	★	1635 685
	IM, LY1	8	-	-	-	57-58	★	1731 769
3-01-33	HANGER, Rear, C73	8	-	-	-	56	2	1673 479
	IM, LY1	8	-	-	-	57-58	2	1731 738
3-01-34	BOLT, Hanger, C73	8	-	-	-	56	2	1635 612
	IM, LY1	8	-	-	-	57-58	2	1731 789
3-01-35	NUT, Bolt, IM, LY1	8	-	-	-	57-58	8	1736 993
3-02-0 REAR AXLE HOUSING								
3-02-1	HOUSING	6-8	55-56	55-56	-	-	1	1554 997
	S22, C67, except Est. Wgn.	8	-	-	55	55	1	*1634 018
	S21, S24, All, S22, S23, C67, C71, Est. Wgn., C68, C69, C72, All, C71 w/Power Pkg.	8	-	-	55-56	55-56	1	1634 019
	C70	8	-	-	-	55	1	1555 015
	S23, C71, except Est. Wgn.	8	-	-	56	56	1	1634 018
	C73	8	-	-	-	56	1	1634 020
	C70	8	-	-	-	56	1	1634 021
		6	57-58	57-58	-	-	1	1673 401
	C75, C76, LC1, LC2, LC3	8	57-58	57-58	57-58	57-58	1	1673 402
	IM, LY1	8	-	-	-	57-58	1	1673 395
	Plug, drain, C67, C68, C69, C71, C72, C73	6-8	55-56	55-56	55-56	55-56	1	112 304
	Plug, drain, C70	8	-	-	-	55	1	143 932
	Plug, drain	6-8	57-58	57-58	57-58	57-58	1	444 697
3-02-20	SCREW, Vent	6-8	55-58	55-58	55-58	55-58	1	925 525
3-03-0 REAR AXLE DIFFERENTIAL AND CARRIER								
3-03-1	DIFFERENTIAL, w/CARRIER, 3.73 to 1 ratio .	6-8	55-56	-	-	-	1	*1566 987
	4.1 to 1 ratio, w/Overdrive	6-8	55-56	-	-	-	1	1393 889
	3.54 to 1 ratio, w/PowerFlite	8	55-56	55-56	-	-	1	1489 229
	3.9 to 1 ratio, w/o Overdrive	6-8	-	55-56	55-56	-	1	*1489 231
	4.3 to 1 ratio, w/Overdrive	6-8	-	55-56	55-56	-	1	*1489 201
	3.73 to 1 ratio, w/o Overdrive, C67, C71, except Est. Wgn.	8	-	55-56	-	55-56	1	*1566 987
	4.1 to 1 ratio, w/Overdrive	8	-	55-56	-	-	1	1393 889
	3.73 to 1 ratio, w/PowerFlite	6	-	55-56	-	-	1	1566 987
	3.73 to 1 ratio, w/o Overdrive, S21, C71 Est. Wgn.	8	-	-	55	56	1	1555 055
	4.1 to 1 ratio, w/Overdrive, S21	8	-	-	55	-	1	1555 057
	4.1 to 1 ratio, w/o Overdrive, Est. Wgn.	8	-	-	55-56	-	1	1555 057
	4.3 to 1 ratio, w/Overdrive, Est. Wgn.	8	-	-	55-56	-	1	1555 058
	3.54 to 1 ratio, w/PowerFlite, S21, S24	8	-	-	55-56	-	1	1555 054
	3.73 to 1 ratio, w/PowerFlite	8	-	-	55-56	-	1	*1566 987
	3.91 to 1 ratio, w/PowerFlite, S22, S23, Est. Wgn.	8	-	-	55-56	-	1	1555 056
	3.73 to 1 ratio, w/PowerFlite, S24 Adventurer, C67, Est. Wgn.	8	-	-	56	55	1	*1555 055
	3.91 to 1 ratio, w/o Overdrive, C67, Est. Wgn. .	8	-	-	-	55	1	1555 056
	3.54 to 1 ratio, w/PowerFlite, C67, C71, except Est. Wgn.	8	-	-	-	55-56	1	1489 229
	3.36 to 1 ratio, C68, C69, C72, C73	8	-	-	-	55-56	1	1555 053
	3.54 to 1 ratio, C69, C71 w/Power Package . .	8	-	-	-	55-56	1	1555 054
	3.07 to 1 ratio, C72 except Est. Wgn., C73 . .	8	-	-	-	56	1	1634 975
	3.73 to 1 ratio, P30 w/Std. Trans., and PowerFlite, D72 w/PowerFlite	6	57	57	-	-	1	1675 396
	4.1 to 1 ratio, w/Overdrive	6	57	-	-	-	1	1675 398

★ Indicates use as required.

Numerals in parentheses () refer to notes.

Printed in U.S.A.

□ Indicates parts not listed in any previous parts book.

Prices and specifications subject to change without notice.

* Indicates change or addition.

1955-58 PASSENGER CAR PARTS LIST

AXLE - REAR

CODE	PART NAME AND DESCRIPTION	NO. OF CYL.	PLYMOUTH	DODGE	DESOTO	CHRYSLER AND IMPERIAL	PER CAR	PART NUMBER
	3.54 to 1 ratio, w/Std. Trans. and PowerFlite	8	57	-	-	-	1	1673 359
	3.9 to 1 ratio, w/Std. Trans.	6	-	57	-	-	1	1675 397
	3.73 to 1 ratio, D66, D67, w/Std. Trans., D70, S27 Sub., w/PowerFlite, S27 Sub., w/Auto. 3 Speed, C75-1 except Sub., Std. Trans.	8	-	57	57	57	1	1633 969
	3.91 to 1 ratio, P31 w/Overdrive, D70, 3.36 to 1 ratio, P31, D66, D67, C75 Sub., w/Auto. 3 Speed, S25 w/PowerFlite, S26 except Sub.	8	57	57	57	57	1	1675 536
	3.54 to 1 ratio, D66, S27 except Sub., w/ PowerFlite, D70, D71, S27 except Sub., w/Auto. 3 Speed, S26 Sub.	8	-	57	57	-	1	1737 176
	4.1 to 1 ratio, S27 Sub., w/Std. Trans.	8	-	-	57	-	1	Ⓔ1829 162
	3.18 to 1 ratio, P31 except Fury, C75 except Sub., Auto. 3 Speed	8	57	57	-	57	1	1675 534
	2.93 to 1 ratio, D66, D67, w/Auto. 3 Speed	8	57	57	-	-	1	1675 530
	3.18 to 1 ratio, C76 except Sub., IM	8	-	-	-	57	1	1675 508
	2.93 to 1 ratio, C76 except Sub., IM	8	-	-	-	57	1	1673 335
	3.73 to 1 ratio, w/Std. and PowerFlite Trans.	6	58	-	-	-	1	Ⓔ1828 699
	3.15 to 1 ratio, LD2, LD3, LC1 Sub., w/Auto. 3 Speed	8	58	58	-	58	1	Ⓔ1850 730
	3.15 to 1 ratio, LC1, LC2, w/Sure Grip	8	58	58	-	58	1	Ⓔ1850 752
	3.31 to 1 ratio, LP2, LD2, LS1, w/Power- Flite, LP2 Fury Auto 3 Speed, LD3-H Std. Trans., LS1 except Sub., LS2, LS3, Auto. 3 Speed, LC3-300	8	58	58	58	58	1	Ⓔ1850 732
	3.91 to 1 ratio, LP2 w/Overdrive, LS1 except Sub., w/Std. Trans.	8	58	-	58	-	1	Ⓔ1829 296
	3.9 to 1 ratio, w/Std. Trans.	6	-	58	-	-	1	Ⓔ1828 700
	2.93 to 1 ratio, LC1, LC2, LC3, LY1, except Sub. and Air Condition	8	-	-	-	58	1	Ⓔ1829 338
	3.31 to 1 ratio, LS1 except Sub., LS2, LS3, LC3-300, w/Sure Grip	8	-	-	58	58	1	Ⓔ1850 758
	3.54 to 1 ratio, LS1 Sub., w/Sure Grip	8	-	-	58	-	1	Ⓔ1829 318
	3.54 to 1 ratio, LD2, LD3-L, LS2, w/Std. Trans., LS1 Sub. Auto 3 Speed	8	58	58	58	-	1	Ⓔ1829 294
	3.15 to 1 ratio, w/Air Condition	8	-	-	-	58	1	Ⓔ1850 730
	3.15 to 1 ratio, LC3, LY1, w/Sure Grip	8	-	-	-	58	1	Ⓔ1850 756
3-03-2	DIFFERENTIAL, Assembly, Partial, w/Sure Grip	8	58	58	58	58	1	Ⓔ1829 264
3-03-3	CARRIER, w/CUPS, S22, S23, C67, C71, except Est. Wgn.	6-8	55-56	55-56	55-56	55-56	1	1327 816
	S21, S24, All, S22, S23, C67, C71, Est. Wgn., C71 w/Power Pkg., C68, C69, C72, C73, All	8	-	-	55-56	55-56	1	1556 637
	C70	8	-	-	-	55-56	1	1405 872
	LD3, C75, LC1, LC2	6	57	57	-	-	1	1673 399
	C76, IM, LC3, LY1	8	57	57-58	57-58	57-58	1	*1634 982
		8	-	-	-	57-58	1	1634 984
		6	58	58	-	-	1	1828 447
	LD2	8	58	58	-	-	1	1820 698
	Plug, filler	8	55-56	55-56	55-56	55-56	1	103 869
	Plug, filler	6-8	57-58	57-58	57-58	57-58	1	444 744
3-03-8	STUD, Bearing Cap, C70	8	-	-	-	55-56	4	928 288
	SCREW, Cap	6-8	55-58	55-58	55-58	55-58	4	314 948
3-03-25	GASKET, S22, S23, C67, C71, except Est. Wgn. S21, S24, All, S22, S23, C67, C71, Est. Wgn., C71 w/Power Pkg., C68, C69, C72, C73, All C70	6-8	55-56	55-56	55-56	55-56	1	1318 011
		8	-	-	55-56	55-56	1	1318 012
		8	-	-	-	55-56	1	1507 759
		6	57-58	57-58	-	-	1	1318 011
		8	57-58	57-58	57-58	57-58	1	1673 367
3-03-26	BOLT, Housing to Carrier, 1 9/32" short, C75, C76	6-8	55-58	55-58	55-58	55-58	★	1135 197
	1 3/4" long	8	-	-	55-56	55-56	★	1135 198
	STUD, Housing to Carrier, C70, IM	8	-	-	-	55-57	12	929 855

★ Indicates use as required.

Numerals in parentheses () refer to notes.

Printed in U.S.A.

Ⓔ Indicates parts not listed in any previous parts book.

Prices and specifications subject to change without notice.

Jan. 30, 1958 Supersedes Oct. 10, 1957.

* Indicates change or addition.

CODE	PART NAME AND DESCRIPTION	NO. OF CYL.	PLYMOUTH	DODGE	DESOTO	CHRYSLER AND IMPERIAL	PER CAR	PART NUMBER
3-03-31	NUT, Housing to Carrier Bolt, C67, C68, C69, C71, C72, C73, C75, C76	6-8	55-58	55-58	55-58	55-58	★	1485 066
	C70, IM	8	-	-	-	55-57	12	929 857
3-03-43	WASHER, Bearing Cap Stud Nut, C70	8	-	-	-	55-56	4	1556 629
3-04-0 DIFFERENTIAL CASE								
3-04-6	CASE, w/3.54, 3.73, 3.9 to 1 ratio, S22, S23, C67, except Est. Wgn.	6-8	55-56	55-56 (1)	55-56	55	1	*1485 093
	4.1 and 4.3 to 1 ratio, P30, S22, S23, except Est. Wgn.	6-8	55-57	55-56	55-56	-	1	*1485 094
	3.54 to 1 ratio, w/PowerFlite, D63-2, D63-3, C67 except Est. Wgn.	8	-	55-56	-	55	1	*1327 881
	3.54 to 1 ratio, w/PowerFlite, D63-1 UP TO 35005690	8	-	56	-	-	1	1327 881
	3.54 to 1 ratio, w/PowerFlite, D63-1 AFTER 35005690	8	-	56	-	-	1	1485 093
	4.3 to 1 ratio, w/Overdrive, S23 Est. Wgn.	8	-	-	56	-	1	1675 440
	4.3 to 1 ratio, w/Overdrive, Est. Wgn.	8	-	-	55	-	1	1327 882
	3.73 to 1 ratio, w/PowerFlite, P29 Fury, S22, S23, except Est. Wgn.	8	56	-	55-56	-	1	*1327 881
	4.1 to 1 ratio, w/Overdrive, S21	8	-	-	55	-	1	1327 881
	3.54 to 1 ratio, S21, S24, w/PowerFlite, C68, C69, C71, w/Power Pkg.	8	-	-	55-56	55-56	1	1327 880
	3.73 to 1 ratio, C71 Est. Wgn.	8	-	-	-	56	1	1534 755
	w/o Overdrive, S22, S23, C67, Est. Wgn., C71 except Est. Wgn.	8	-	56 (2)	55-56	55-56	1	*1327 881
	3.73 to 1 ratio, w/PowerFlite, C67, C68, Est. Wgn., 3.36, 3.54 to 1 ratio, C72, C73	8	-	-	-	55-56	1	1327 880
	C70	8	-	-	-	55-56	1	1405 876
		6	57-58	57-58	-	-	1	1485 093
		8	57	57	57	57	1	1633 925
	4.1, 4.3 and 4.78 ratio	6	58	58	-	-	1	1485 094
		8	58	58	58	58	1	1850 370
	w/Sure-Grip	8	58	58	58	58	1	1829 261
3-04-10	SCREW, Case Cap, w/Sure Grip	8	58	58	58	58	8	1829 495
3-04-23	CAP, P29 Fury, C67, C68, C69, C71, C72, C73	8	56	55-56	55-56	55-56	1	1327 883
	Pin, stght., C70	8	-	-	-	55-56	3	144 563
	Screw or Bolt, 3/8"- 16 x 1", P29 Fury	8	56	55-56	55-56	55-56	6	180 122
3-04-26	WASHER, Cap Screw Lock, P29 Fury	8	56	55-56	55-56	55-56	6	668 555
3-06-0 DIFFERENTIAL SIDE GEAR								
3-06-5	GEAR, C67, C68, C69, C71, C72, C73	6-8	55-56	55-56	55-56	55-56	2	1326 218
	C70	8	-	-	-	55-56	2	1392 339
		6	57-58	57-58	-	-	2	1675 451
		8	57-58	57-58	57-58	57-58	2	1675 450
	w/Sure-Grip	8	58	58	58	58	2	1829 448
3-06-6	WASHER, Thrust, C67, C68, C69, C71, C72, C73	6-8	55-56	55-56	55-56	55-56	2	632 587
	C70	8	-	-	-	55-56	2	922 422
		6	57-58	57-58	-	-	2	632 587
		8	57-58	57-58	57-58	57-58	2	1633 960
3-06-8	RETAINER, w/Sure-Grip	8	58	58	58	58	2	1829 447
3-07-0 DIFFERENTIAL PINION								
3-07-1	PINION, C67, C68, C69, C71, C72, C73	6-8	55-56	55-56	55-56	55-56	★	1326 219
	C70	8	-	-	-	55-56	4	1392 340
		6	57-58	57-58	-	-	★	1326 219
		8	57-58	57-58	57-58	57-58	2	1633 959
	w/Sure-Grip	8	58	58	58	58	4	1829 449

NOTE 1: D62, D63-1 D63-2, D63-3, UP TO 35044022 w/3.9 ratio, Std. Trans. D63-2, D63-3, UP TO 35054251 w/3.73 ratio

NOTE 2: D63-2, D63-3, AFTER 35054251 w/3.73 ratio, D63-2, D63-3, AFTER 35044022 w/3.9 ratio, Std. Trans.

★ Indicates use as required. Numerals in parentheses () refer to notes. Printed in U.S.A.
 ☐ Indicates parts not listed in any previous parts book. Prices and specifications subject to change without notice.
 * Indicates change or addition. Page 3-5 Nov. 10, 1958 Supersedes Jan. 30, 1958.

1955-58 PASSENGER CAR PARTS LIST

AXLE - REAR

CODE	PART NAME AND DESCRIPTION	NO. OF CYL.	PLYMOUTH	DODGE	DESOTO	CHRYSLER AND IMPERIAL	PER CAR	PART NUMBER	
3-07-2	WASHER, Thrust, C67, C68, C69, C71, C72, C73	6-8	55-56	55-56	55-56	55-56	★	663 479	
	C70	8	-	-	-	55-56	4	855 098	
		6	57-58	57-58	-	-	★	663 479	
		8	57-58	57-58	57-58	57-58	2	1633 961	
3-08-0 DIFFERENTIAL PINION SHAFT									
3-08-1	SHAFT, w/Std. Trans., S22, S23, C67, except Est. Wgn.	6-8	-	55-56 (1)	55-56	55	1	1142 006	
	Long, Std. Trans.	6-8	55-56	-	-	-	1	1142 006	
	Long, w/PowerFlite, S22, S23, C67, except Est. Wgn.	8	-	56 (2)	-	-	1	663 480	
	Short, w/PowerFlite, S22, S23, C67, C71 except Est. Wgn.	8	-	55-56	55-56	55	1	663 480	
	Long, P29 Fury, S21, S24, All, S22, S23, C67, Est. Wgn., C68, C69, C71, C72, C73, All	8	56	-	55-56	55-56	1	663 480	
	Short, P29 Fury, S21, S24, All, S22, S23, C67, Est. Wgn., C68, C69, C71, C72, C73, All	8	56	-	55-56	55-56	2	1092 046	
	Long, C70	8	-	-	-	55-56	1	855 099	
	Short, C70	8	-	-	-	55-56	2	1327 898	
	w/Sure-Grip	8	57-58	57-58	-	-	1	1142 006	
	Pin, Dowel, S22, S23, except Est. Wgn.	8	57-58	57-58	57-58	57-58	1	1633 928	
	Pin, Dowel, Std. Trans.	8	58	58	58	58	2	1829 446	
	Pin, Dowel, w/PowerFlite, S22, S23, except Est. Wgn.	6-8	55-56	55-56 (3)	55-56	56	1	141 232	
	Pin, Dowel, S22, S23, except Est. Wgn.	6-8	-	56 (4)	-	-	3	141 210	
	Pin, Dowel, P29 Fury, S21, S24, All, S22, S23, Est. Wgn., C67, C68, C69, C71, C72, C73, All	8	-	55-56	55-56	-	3	141 210	
	Pin, Dowel, C70	8	56	-	-	55-56	3	141 210	
	Pin, Dowel, C70	8	-	-	-	55-56	3	271 201	
	Pin, Dowel	6	57-58	57-58	-	-	1	141 232	
	3-08-2	PIN, Lock	8	57-58	57-58	57-58	57-58	1	1633 937
	3-08-15	BLOCK, P29 Fury, C67, C68, C69, C71, C72, C73, All	8	56	55-56	55-56	55-56	1	1092 047
		C70	8	-	-	-	55-56	1	1327 897
	3-09-0 REAR AXLE DIFFERENTIAL CLUTCH PARTS								
	3-09-1	DISC, Clutch, w/Sure-Grip	8	58	58	58	58	4	1829 451
	3-09-2	PLATE, Clutch, w/Sure-Grip, .058" thk.	8	58	58	58	58	2	*1850 804
		w/Sure-Grip, .088" thk.	8	58	58	58	58	4	□1940 623
		w/Sure-Grip, .092" thk.	8	58	58	58	58	4	*1829 450
		w/Sure-Grip, .096" thk.	8	58	58	58	58	4	□1940 624
	3-11-0 DIFFERENTIAL BEARINGS								
3-11-1	CONE, w/ROLLERS, C67, C68, C69, C71, C72, C73	6-8	55-57	55-57	55-57	55-57	2	698 404	
	C70	8	-	-	-	55-56	2	926 244	
		6	58	58	-	-	2	698 404	
		8	58	58	58	58	2	1790 523	
3-11-2	CUP, C67, C68, C69, C71, C72, C73	6-8	55-58	55-58	55-58	55-58	2	698 403	
	C70	8	-	-	-	55-56	2	926 245	

NOTE 1: D62, D63-1, D63-2, D63-3, w/4.1 ratio D63-2, D63-3, UP TO 35054251 w/3.73 ratio
 D63-2, D63-3, UP TO 35044022 w/3.93 ratio, Std. Trans.

NOTE 2: D63-2, D63-3, AFTER 35054251 w/3.73 ratio D63-2, D63-3, AFTER 35044022 w/3.9 ratio, Std. Trans.

NOTE 3: D62, D63-1, D63-2, D63-3, w/4.1 ratio D63-2, D63-3, UP TO 35054251 w/3.73 ratio
 D63-2, D63-3, UP TO 35044022 w/3.9 ratio, Std. Trans.

NOTE 4: D63-2, D63-3, AFTER 35054251 w/3.73 ratio D63-2, D63-3, AFTER 35044022 w/3.9 ratio, Std. Trans.

★ Indicates use as required. Numerals in parentheses () refer to notes. Printed in U.S.A.
 □ Indicates parts not listed in any previous parts book. Prices and specifications subject to change without notice.
 Nov. 10, 1958 Supersedes Oct. 10, 1957. Page 3-6 * Indicates change or addition.

CODE	PART NAME AND DESCRIPTION	NO. OF CYL.	PLYMOUTH	DODGE	DESOTO	CHRYSLER AND IMPERIAL	PER CAR	PART NUMBER
3-11-4	WASHER, Cone, S21 All, S22, C67, C71, Est. Wgn., C68, C69, C71 w/Power Pkg., C72, C73, All	8	-	-	55-56	55-56	★	1328 420
3-11-13	ADJUSTER, S21, S22, w/Std. Trans., C67, C68, C69, C71, C72, C73, All	6-8	55-58	55-58	55-58	55-58	2	601 864
	S21, 3.54 to 1 ratio, S22 Est. Wgn., 3.91 to 1 ratio, w/PowerLite	8	-	-	55	-	1	1327 886
	C70	8	-	-	-	55-56	2	926 246
3-11-14	LOCK. Adjuster. C67, C68, C69, C71, C72, C73	6-8	55-58	55-58	55-58	55-58	2	308 247
	C70	8	-	-	-	55-56	2	856 226
	Screw or Bolt, 5/16" -18 x 3/4"	6-8	55-57	55-57	55-57	55-57	2	180 075
3-19-0 DRIVE GEAR AND PINION SET								
3-19-1	GEAR and PINION SET, 3.73 to 1 ratio, C71 except Est. Wgn.	6-8	55-56 (1)	55-56 (1)	55-56 (3)	56 (1)	1	*1567 900
	3.9 to 1 ratio, w/o Overdrive,	6-8	-	55-56 (2)	-	-	1	1141 541
	3.54 to 1 ratio, w/PowerLite, C67, C71, except Est. Wgn.	8	55-56 (5)	55-56 (5)	-	55-56 (5)	1	1124 304
	4.1 to 1 ratio, w/Overdrive	6-8	55-56 (6)	55-56 (6)	-	-	1	*1567 835
	4.3 to 1 ratio, w/Overdrive	6-8	-	55-56 (7)	55-56 (7)	-	1	*1662 976
	3.73 to 1 ratio, w/o Overdrive, S21, C71 Est. Wgn.	8	-	-	55 (4)	56 (4)	1	1405 938
	4.1 to 1 ratio, w/o Overdrive	8	-	-	55-56 (8)	-	1	1405 940
	3.54 to 1 ratio, w/PowerLite, S21, S24, C69, C71 w/Power Pkg.	8	-	-	55-56 (3)	55-56 (3)	1	*1405 937
	3.91 to 1 ratio, w/PowerLite	8	-	-	55-56 (9)	-	1	1405 939
	4.3 to 1 ratio, w/Overdrive, Est. Wgn.	8	-	-	55-56(10)	-	1	1405 941
	3.9 to 1 ratio, w/o Overdrive	8	-	-	55-56(11)	55 (11)	1	1141 541
	3.91 to 1 ratio, w/o Overdrive	8	-	-	-	55 (12)	1	1405 939

- NOTE 1: Formate Type, consists of 1192 362 Gear 41T., 1192 363 Pinion 11T.
-
- NOTE 2: Formate Type, consists of 1140 547 Gear 39T., 1140 548 Pinion 10T.
-
- NOTE 3: Formate Type, consists of 1328 392 Gear 39 T., 1405 858 Pinion 11T.
-
- NOTE 4: Formate Type, consists of 1327 827 Gear 41T., 1405 859 Pinion 11T.
-
- NOTE 5: Formate Type, consists of 953 579 Gear 39T., 953 580 Pinion 11T.
-
- NOTE 6: Formate Type, consists of 1192 364 Gear 41T., 1192 365 Pinion 10T.
-
- NOTE 7: Formate Type, consists of 1192 366 Gear 43T., 1662 977 Pinion 10T.
-
- NOTE 8: Formate Type, S22, S23, Est. Wgn., consists of 1330 347 Gear 41T., 1405 861 Pinion 10T.
-
- NOTE 9: Formate Type, S22, S23, Est. Wgn., consists of 1330 344 Gear 43T., 1405 860 Pinion 11T.
-
- NOTE 10: Formate Type, consists of 1330 350 Gear 43T, 1405 862 Pinion 10T.
-
- NOTE 11: Formate Type, S22, S23, C67, except Est. Wgn., consists of 1140 547 Gear 39T., 1140 548 Pinion 10T.
-
- NOTE 12: Formate Type, C67, Est. Wgn., consists of 1330 344 Gear 43T., 1405 860 Pinion 11T.

1955-58 PASSENGER CAR PARTS LIST

AXLE - REAR

CODE	PART NAME AND DESCRIPTION	NO. OF CYL.	PLYMOUTH	DODGE	DESOTO	CHRYSLER AND IMPERIAL	PER CAR	PART NUMBER
	3.73 to 1 ratio, w/PowerFlite	8	-	-	56 (1)	55 (1)	1	1405 938
	3.36 to 1 ratio, C68, C69, C72, C73	8	-	-	-	55-56 (3)	1	1483 891
	3.54 to 1 ratio, C70	8	-	-	-	55-56 (2)	1	1405 877
	3.07 to 1 ratio, C72 except Est. Wgn., C73	8	-	-	-	56 (4)	1	1556 625
	3.73 to 1 ratio, P30, LP1, w/Std. Trans. and and PowerFlite, D72, LD1, w/PowerFlite	6	57-58	57-58	-	-	1	*1567 900
	4.1 to 1 ratio, w/Overdrive	6	57-58	-	-	-	1	*1567 835
	3.54 to 1 ratio, P31 w/Std. Trans. and Power- Flite, D66, S27 except Sub., w/PowerFlite, D70, D71, S27 except Sub., w/Auto. 3 Speed, S26 Sub., LP2, LD3-L, LS2, w/Std. Trans., S26 Sub., LP2, LD2, LD3-L, LS2, w/Std. Trans., LS1 Sub., Auto. 3 Speed	8	57-58	57-58	57-58	-	1	*1673 379
	3.91 to 1 ratio, P31, LP2, w/Overdrive, D70, D71, S25, S27 except Sub., C75-1 Sub., w/Std. Trans., LS1 except Sub., w/Std. Trans.	8	57-58	57	57-58	57	1	*1673 381
	2.93 to 1 ratio, D66, D67, LD3, w/Auto. 3 Speed, LC1, LC2, except Sub. and Air Condition	8	57	57-58	-	58	1	*1828 440
	3.31 to 1 ratio, LP2, LD2, w/PowerFlite, LP2 Fury Auto. 3 Speed, LD3-H w/Std. and PowerFlite, LD3-L w/Std. Trans., LS1 w/PowerFlite, LS1 except Sub. Auto.	8	57-58	57-58	57-58	57	1	E1850 379
	3 Speed, LS2, LS3, C75	6	-	57-58	-	-	1	1141 541
	3.9 to 1 ratio, w/Std. Trans.	8	-	57	57	57	1	1673 380
	4.1 to 1 ratio, S27, LS1, Sub. w/Std. Trans., 3.18 to 1 ratio, P31 except Fury, LS2, LS3, C75 except Sub., LC1 Sub., LC2 Sub., Auto. 3 Speed	8	-	-	57-58	-	1	*1673 382
	3.18 to 1 ratio, C76 except Sub., IM, LC3 Sub.	8	57-58	57	58	57-58	1	*1738 791
	3.36 to 1 ratio, C76 Sub.	8	-	-	-	57-58	1	1738 792
	2.93 to 1 ratio, C76, except Sub., IM, LC3, LY1, except Sub. and Air Condition	8	-	-	-	57-58	1	*1828 441
	3.15 to 1 ratio LP2, LD2, LD3, Auto. 3 Speed, LC1, LC2, w/Air Condition, LC1, LC2, w/Sure Grip, LC1 Sub.	8	58	58	-	58	1	E1850 373
	3.15 to 1 ratio, LC3, LY1, w/Air Condition, LC3 Sub.	8	-	-	-	58	1	E1850 374
	3.31 to ratio, LC3-300	8	-	-	-	58	1	E1850 380

3-20-0 DRIVE GEAR BOLT

3-20-1	BOLT, S22, S23, C71, except Est. Wgn., C70 S21, S24, All, S22, S23, C71 Est. Wgn., C71 w/Power Pkg., C67, C68, C69, C72, C73, All	6-8	55-56	55-56	55-56	55-56	★	663 481
		8	-	-	55-56	55-56	★	1327 889
		6	57-58	57-58	-	-	10	663 481
		8	57-58	57-58	57-58	57-58	★	1675 485
	Nut	6-8	55-56	55-56	55-56	55-56	★	120 369
3-20-2	LOCK, Nut, C67, C68, C69, C71, C72, C73	6-8	55-56	55-56	55-56	55-56	5	663 482
		6	57-58	57-58	-	-	5	663 482
	C70	8	-	-	-	55-56	6	601 859
3-20-17	PAD, Thrust Screw, C70	8	-	-	-	55	1	856 870
3-20-18	SCREW, Thrust, C70	8	-	-	-	55	1	1405 899
3-20-19	NUT, Thrust Screw, C70	8	-	-	-	55	1	1489 159

NOTE 1: Formate Type, C67 Est. Wgn., S24 Adventurer, consists of 1327 827 Gear, 1405 859 Pinion.

NOTE 2: Formate Type, consists of 1405 878 gear 39T., 1405 879 Pinion 11T.

NOTE 3: Formate Type, consists of 1409 101 Gear 37T., 1483 892 Pinion 11T.

NOTE 4: Formate Type, consists of 1534 720 Gear 43T., 1556 609 Pinion 14T.

★ Indicates use as required.

Numerals in parentheses () refer to notes.

Printed in U.S.A.

⊠ Indicates parts not listed in any previous parts book.

Prices and specifications subject to change without notice.

Jan. 30, 1958 Supersedes Oct. 10, 1957.

* Indicates change or addition.

CODE	PART NAME AND DESCRIPTION	NO. OF CYL.	PLYMOUTH	DODGE	DESOTO	CHRYSLER AND IMPERIAL	PER CAR	PART NUMBER	
3-22-0 DRIVE PINION BEARINGS									
3-22-24	CONE, Front Bearing, w/ROLLERS, S22, S23, C67, C71, except Est. Wgn.	6-8	55-57 (1)	55-57 (1)	55-58 (1)	55-58	1	1401 808	
	Front, S27	8	57 (2)	57 (2)	57 (2)	-	1	1820 552	
	Rear, S22, S23, C67, C71, except Est. Wgn., C75, LC1, LC2.	6-8	55-58	55-58	55-58	55-58	1	1401 809	
	Front, S21, S24, All, S22, S23, C67, C71, Est. Wgn., C71 w/Power Pkg., C68, C69, C72, C73, All	8	-	-	55-56	55-56	1	1404 469	
	Rear, S21, S24, All, S22, S23, C67, C71, Est. Wgn., C71 w/Power Pkg., C68, C69, C72, C73, All, C76, IM, LC3, LY1	8	-	-	55-56	55-58	1	1404 472	
	Front, C70	8	-	-	-	55-56	1	1327 846	
	Rear, C70	8	-	-	-	55-56	1	926 264	
	Front, LD1, LD2 except Los Angeles and Delaware	6-8	58	58	-	-	1	*1820 552	
	Front, LD2 Los Angeles and Delaware, LD3	8	-	58	-	-	1	*1401 808	
	3-22-25	CUP, Front, S22, S23, C67, C71, except Est. Wgn., C75	6-8	55-57 (1)	55-57 (1)	55-58 (1)	55-57	1	1401 810
		Rear, S22, S23, C67, C71, except Est. Wgn., C75	6-8	55-57	55-57	55-58	55-57	1	1401 810
		Front, S27	8	57 (2)	57 (2)	57 (2)	-	1	1820 551
Front, S21, S24, All, S22, S23, C67, C71 Est. Wgn., C71 w/Power Strg., C68, C69, C72, C73, All		8	-	-	55-56	55-56	1	*1404 470	
Rear, S21, S24, All, S22, S23, C67, C71, Est. Wgn., C71 w/Power Pkg., C68, C69, C72, C73, All, C76, IM, LC3, LY1		8	-	-	55-56	55-58	1	1327 847	
Front, C70		8	-	-	-	55-56	1	1405 885	
Rear, C70		8	-	-	-	55-56	1	563 572	
Front, LD2 Los Angeles and Delaware, LD3, C76, IM		8	-	58	-	57-58	1	*1401 810	
Front, LD1, LD2 except Los Angeles and Delaware		6-8	58	58	-	-	1	*1820 551	
Rear, LC1, LC2		6-8	58	58	-	58	1	1401 810	
3-22-26		SPACER, Rear Bearing, S22, S23, C67, C71, except Est. Wgn.	6-8	55-56	55-56	55-56	55-56	1	663 483
		.175" thk., S21, S24, All, S22, S23, C67, C71, Est. Wgn., C71 w/Power Pkg., C68, C69, C72, C73, All	8	-	-	55-56	55-56	1	1404 433
	.177" thk., S21, S24, All, S22, S23, C67, C71, Est. Wgn., C71 w/Power Pkg., C68, C69, C72, C73, All	8	-	-	55-56	55-56	1	1404 434	
	.179" thk., S21, S24, All, S22, S23, C67, C71, Est. Wgn., C71 w/Power Pkg., C68, C69, C72, C73, All	8	-	-	55-56	55-56	1	1404 435	
	.181" thk., S21, S24, All, S22, S23, C67, C71, Est. Wgn., C71 w/Power Pkg., C68, C69, C72, C73, All	8	-	-	55-56	55-56	1	1404 436	
	.183" thk., S21, S24, All, S22, S23, C67, C71, Est. Wgn., C71 w/Power Pkg., C68, C69, C72, C73, All	8	-	-	55-56	55-56	1	1404 437	
	185" thk., S21, S24, All, S22, S23, C67, C71, Est. Wgn., C71 w/Power Pkg., C68, C69, C72, C73, All	8	-	-	55-56	55-56	1	1404 438	

NOTE 1: P31 UP TO serial No. 16367346 and also intermittently AFTER D66 UP TO serial No. 35292192 and also intermittently AFTER D67 UP TO serial No. 37318692 and also intermittently AFTER D70 UP TO serial No. 38023932 and also intermittently AFTER D71 UP TO serial No. 38540931 and also intermittently AFTER S27 UP TO serial No. 58036412 and also intermittently AFTER, P30, D72, S25, S26, All.

NOTE 2: P31 used intermittently AFTER serial No. 16367346, D66 used intermittently AFTER serial No. 35292192, D67 used intermittently AFTER serial No. 37318692, D70 used intermittently AFTER serial No. 38023932, D71 used intermittently AFTER serial No. 38540931, S27 used intermittently AFTER serial No. 58036412.

* Indicates use as required.

□ Indicates parts not listed in any previous parts book.

* Indicates change or addition.

Numerals in parentheses () refer to notes.

Printed in U.S.A.

Prices and specifications subject to change without notice. Nov. 10, 1958 Supersedes Jan. 30, 1958.

1955-58 PASSENGER CAR PARTS LIST

AXLE - REAR

CODE	PART NAME AND DESCRIPTION	NO. OF CYL.	PLYMOUTH	DODGE	DESOTO	CHRYSLER AND IMPERIAL	PER CAR	PART NUMBER
	.187" thk., S21, S24, All, S22, S23, C67, C71, Est. Wgn., C71 w/Power Pkg., C68, C69, C72, C73, All	8	-	-	55-56	55-56	1	1404 439
	.189" thk., S21, S24, All, S22, S23, C67, C71, Est. Wgn., C71 w/Power Pkg., C68, C69, C72, C73, All	8	-	-	55-56	55-56	1	1404 440
	.191" thk., S21, S24, All, S22, S23, C67, C71, Est. Wgn., C71 w/Power Pkg., C68, C69, C72, C73, All	8	-	-	55-56	55-56	1	1404 441
	.193" thk., S21, S24, All, S22, S23, C67, C71, Est. Wgn., C71 w/Power Pkg., C68, C69, C72, C73, All	8	-	-	55-56	55-56	1	1404 442
	.195" thk., S21, S24, All, S22, S23, C67, C71, Est. Wgn., C71 w/Power Pkg., C68, C69, C72, C73, All	8	-	-	55-56	55-56	1	1404 443
	.197" thk., S21, S24, All, S22, S23, C67, C71, Est. Wgn., C71 w/Power Pkg., C68, C69, C72, C73, All	8	-	-	55-56	55-56	1	1404 444
	.199" thk., S21, S24, All, S22, S23, C67, C71, Est. Wgn., C71 w/Power Pkg., C68, C69, C72, C73, All	8	-	-	55-56	55-56	1	1404 445
	.201" thk., S21, S24, All, S22, S23, C67, C71, Est. Wgn., C71 w/Power Pkg., C68, C69, C72, C73, All	8	-	-	55-56	55-56	1	1404 446
	.203" thk., S21, S24, All, S22, S23, C67, C71, Est. Wgn., C71 w/Power Pkg., C68, C69, C72, C73, All	8	-	-	55-56	55-56	1	1404 447
	.1750" thk., C70	8	-	-	-	55-56	1	1403 694
	.1770" thk., C70	8	-	-	-	55-56	1	1401 781
	.1790" thk., C70	8	-	-	-	55-56	1	1327 832
	.1810" thk., C70	8	-	-	-	55-56	1	1327 833
	.1830" thk., C70	8	-	-	-	55-56	1	1327 834
	.1850" thk., C70	8	-	-	-	55-56	1	1327 835
	.1870" thk., C70	8	-	-	-	55-56	1	1327 836
	.1890" thk., C70	8	-	-	-	55-56	1	1327 837
	.1910" thk., C70	8	-	-	-	55-56	1	1327 838
	.1930" thk., C70	8	-	-	-	55-56	1	1327 839
	.1950" thk., C70	8	-	-	-	55-56	1	1401 782
	.1970" thk., C70	8	-	-	-	55-56	1	1403 695
	.1990" thk., C70	8	-	-	-	55-56	1	1403 696
	.2010" thk., C70	8	-	-	-	55-56	1	1403 697
	.2030" thk., C70	8	-	-	-	55-56	1	1403 698
	S27	8	57 (2)	57 (2)	57 (2)	-	1	1738 826
	LD1, LD2	6-8	57 (1)	57 (1)	57-58 (1)	57-58	1	*1738 793
	LD3	6-8	58	58	-	-	1	1738 826
	LD3	8	-	58	-	-	1	*1738 793
3-22-27	WASHER, Rear Bearing, .084" thk., S22, S23, C67, C71, except Est. Wgn.	6-8	55-56	55-56	55-56	55-56	★	1314 694
	.086" thk., S22, S23, C67, C71, except Est. Wgn.	6-8	55-56	55-56	55-56	55-56	★	1314 695
	.088" thk., S22, S23, C67, C71, except Est. Wgn.	6-8	55-56	55-56	55-56	55-56	★	665 237
	.090" thk., S22, S23, C67, C71, except Est. Wgn.	6-8	55-56	55-56	55-56	55-56	★	*1738 797
	.092" thk., S22, S23, C67, C71, except Est. Wgn.	6-8	55-56	55-56	55-56	55-56	★	*1738 798
	.094" thk., S22, S23, C67, C71, except Est. Wgn.	6-8	55-56	55-56	55-56	55-56	★	*1738 799
	.096" thk., S22, S23, C67, C71, except Est. Wgn.	6-8	55-56	55-56	55-56	55-56	★	1321 029
	.098" thk., S22, S23, C67, C71, except Est. Wgn.	6-8	55-56	55-56	55-56	55-56	★	1321 030

NOTE 1: P31 UP TO serial No. 16367346 and also intermittently AFTER
 D66 UP TO serial No. 35292192 and also intermittently AFTER
 D67 UP TO serial No. 37318692 and also intermittently AFTER
 D70 UP TO serial No. 38023932 and also intermittently AFTER
 D71 UP TO serial No. 38540931 and also intermittently AFTER
 S27 UP TO serial No. 58036412 and also intermittently AFTER, P30, D72, S25, S26, All.

NOTE 2: P31 used intermittently AFTER serial No. 16367346, D66 used intermittently AFTER serial No. 35292192,
 D67 used intermittently AFTER serial No. 37318692, D70 used intermittently AFTER serial No. 38023932,
 D71 used intermittently AFTER serial No. 38540931, S27 used intermittently AFTER serial No. 58036412.

PASSENGER CAR PARTS LIST 1955-58

CODE	PART NAME AND DESCRIPTION	NO. OF CYL.	PLYMOUTH	DODGE	DESOTO	CHRYSLER AND IMPERIAL	PER CAR	PART NUMBER
	.100" thk., S22, S23, C67, C71, except Est. Wgn.	6-8	55-56	55-56	55-56	55-56	★	1404 463
	.084" thk., S21, S24, All, S22, S23, C67, C71, Est. Wgn., C71 w/Power Pkg., C68, C69, C72, C73, All	8	-	-	55-56	55-56	★	1404 455
	.086" thk., S21, S24, All, S22, S23, C67, C71, Est. Wgn., C71 w/Power Pkg., C68, C69, C72, C73, C76, IM, LC3, LY1	8	-	-	55-56	55-58	★	*1738 813
	.088" thk., S21, S24, All, S22, S23, C67, C71, Est. Wgn., C71 w/Power Pkg., C68, C69, C72, C73, C76, IM, LC3, LY1	8	-	-	55-56	55-58	★	*1738 814
	.090" thk., S21, S24, All, S22, S23, C67, C71, Est. Wgn., C71 w/Power Pkg., C68, C69, C72, C73, C76, IM, LC3, LY1	8	-	-	55-56	55-58	★	*1738 815
	.092" thk., S21, S24, All, S22, S23, C67, C71, Est. Wgn., C71 w/Power Pkg., C68, C69, C72, C73, C76, IM, LC3, LY1	8	-	-	55-56	55-58	★	*1738 816
	.094" thk., S21, S24, All, S22, S23, C67, C71, Est. Wgn., C71 w/Power Pkg., C68, C69, C72, C73, C76, IM, LC3, LY1	8	-	-	55-56	55-58	★	*1738 817
	.096" thk., S21, S24, All, S22, S23, C67, C71, Est. Wgn., C71 w/Power Pkg., C68, C69, C72, C73, C76, IM, LC3, LY1	8	-	-	55-56	55-58	★	*1738 818
	.098" thk., S21, S24, All, S22, S23, C67, C71, Est. Wgn., C71 w/Power Pkg., C68, C69, C72, C73, C76, IM, LC3, LY1	8	-	-	55-56	55-58	★	*1738 819
	.100" thk., S21, S24, All, S22, S23, C67, C71, Est. Wgn., C71 w/Power Pkg., C68, C69, C72, C73, C76, IM, LC3, LY1	8	-	-	55-56	55-58	★	*1738 820
	.084" thk., C70	8	-	-	-	55-56	★	1327 853
	.086" thk., C70	8	-	-	-	55-56	★	1327 854
	.088" thk., C70	8	-	-	-	55-56	★	1327 855
	.090" thk., C70	8	-	-	-	55-56	★	1327 856
	.092" thk., C70	8	-	-	-	55-56	★	1327 857
	.094" thk., C70	8	-	-	-	55-56	★	1327 858
	.096" thk., C70	8	-	-	-	55-56	★	1327 859
	.098" thk., C70	8	-	-	-	55-56	★	1327 860
	.100" thk., C70	8	-	-	-	55-56	★	1404 396
	.084" thk.	6	57-58	57-58	-	-	★	1314 694
	.086" thk.	6	57-58	57-58	-	-	★	1314 695
	.088" thk.	6	57-58	57-58	-	-	★	665 237
	.090" thk., C75, LC1, LC2	6-8	57-58	57-58	57-58	57-58	★	*1738 797
	.092" thk., C75, LC1, LC2	6-8	57-58	57-58	57-58	57-58	★	*1738 798
	.094" thk., C75, LC1, LC2	6-8	57-58	57-58	57-58	57-58	★	*1738 799
	.096" thk.	6	57-58	57-58	-	-	★	1321 029
	.098" thk.	6	57-58	57-58	-	-	★	1321 030
	.100" thk.	6	57-58	57-58	-	-	★	1404 463
	.084" thk., C75, LC1, LC2	8	57-58	57-58	57-58	57-58	★	1738 794
	.086" thk., C75, LC1, LC2	8	57-58	57-58	57-58	57-58	★	1738 795
	.088" thk., C75, LC1, LC2	8	57-58	57-58	57-58	57-58	★	1738 796
	.096" thk., C75, LC1, LC2	8	57-58	57-58	57-58	57-58	★	1738 800
	.100" thk.	6	57-58	57-58	-	-	★	1404 463
	.098" thk., C75, LC1, LC2	8	57-58	57-58	57-58	57-58	★	1738 801
	.100" thk., C75, LC1, LC2	8	57-58	57-58	57-58	57-58	★	1738 802
	.084" thk., C76, IM, LC3, LY1	8	-	-	-	57-58	★	1738 812
3-22-28	SHIM, Front Bearing Adjusting, .010" thk., S22, S23, C67, C71, except Est. Wgn.	6-8	55-56	55-56	55-56	55-56	★	*1738 803
	.012" thk., S22, S23, C67, C71, except Est. Wgn.	6-8	55-56	55-56	55-56	55-56	★	*1738 804
	.014" thk., S22, S23, C67, C71, except Est. Wgn.	6-8	55-56	55-56	55-56	55-56	★	*1738 805
	.016" thk., S22, S23, C67, C71, except Est. Wgn.	6-8	55-56	55-56	55-56	55-56	★	*1738 806
	.018" thk., S22, S23, C67, C71, except Est. Wgn.	6-8	55-56	55-56	55-56	55-56	★	*1738 807
	.010" thk.	6	57	57	-	-	★	*1738 803
	.012" thk.	6	57	57	-	-	★	*1738 804
	.014" thk.	6	57	57	-	-	★	*1738 805
	.016" thk.	6	57	57	-	-	★	*1738 806
	.018" thk.	6	57	57	-	-	★	*1738 807

★ Indicates use as required.

Numerals in parentheses () refer to notes.

Printed in U.S.A.

☐ Indicates parts not listed in any previous parts book.

Prices and specifications subject to change without notice.

* Indicates change or addition.

1955-58 PASSENGER CAR PARTS LIST

AXLE - REAR

CODE	PART NAME AND DESCRIPTION	NO. OF CYL.	PLYMOUTH	DODGE	DESOTO	CHRYSLER AND IMPERIAL	PER CAR	PART NUMBER
	.010" thk., LD3	8	57 (1)	57-58 (1)	57-58 (1)	57-58	★	1738 803
	.012" thk., LD3	8	57 (1)	57-58 (1)	57-58 (1)	57-58	★	1738 804
	.014" thk., LD3	8	57 (1)	57-58 (1)	57-58 (1)	57-58	★	1738 805
	.016" thk., LD3	8	57 (1)	57-58 (1)	57-58 (1)	57-58	★	1738 806
	.018" thk., LD3	8	57 (1)	57-58 (1)	57-58 (1)	57-58	★	1738 807
	.022" thk., LD3	8	-	58	57-58	57-58	★	1829 442
	.024" thk., LD3	8	-	58	57-58	57-58	★	1829 443
	.026" thk., LD3	8	-	58	57-58	57-58	★	1829 444
	.010" thk., S27	8	57 (2)	57 (2)	57 (2)	-	★	1820 701
	.012" thk., S27	8	57 (2)	57 (2)	57 (2)	-	★	1820 702
	.014" thk., S27	8	57 (2)	57 (2)	57 (2)	-	★	1820 703
	.016" thk., S27	8	57 (2)	57 (2)	57 (2)	-	★	1820 704
	.018" thk., S27	8	57 (2)	57 (2)	57 (2)	-	★	1820 705
	.024" thk., S27	8	57 (2)	57 (2)	57 (2)	-	★	1829 440
	.026" thk., S27	8	57 (2)	57 (2)	57 (2)	-	★	1829 441
	.010" thk., LD1, LD2	6-8	58	58	-	-	★	1820 701
	.012" thk., LD1, LD2	6-8	58	58	-	-	★	1820 702
	.014" thk., LD1, LD2	6-8	58	58	-	-	★	1820 703
	.016" thk., LD1, LD2	6-8	58	58	-	-	★	1820 704
	.018" thk., LD1, LD2	6-8	58	58	-	-	★	1820 705
	.024" thk., LD1, LD2	6-8	58	58	-	-	★	1829 440
	.026" thk., LD1, LD2	6-8	58	58	-	-	★	1829 441
3-22-40	OIL SLINGER, Front Bearing, S22, S23, C67, C71, except Est. Wgn.	6-8	55-56	55-56	55-56	55-56	1	1141 545
	Front, S21, S24, All, S22, S23, C67, C71, Est. Wgn., C71 w/Power Pkg., C68, C69, C72, C73, All	8	-	-	55-56	55-56	1	1404 473
	Front, C70	8	-	-	-	55-56	1	1405 886
3-22-45	OIL SEAL, Front Bearing, S22, S23, C67 C71, except Est. Wgn.	6-8	55-57 (3)	55-57 (3)	55-57 (3)	55-57	1	663 602
	S27	8	57 (2)	57 (2)	57 (2)	-	1	1738 831
	Front, S21, S24, All, S22, S23, C67, C71, Est. Wgn., C71 w/Power Pkg., C68, C69, C72, C73, All	8	-	-	55-56	55-56	1	1404 504
	Front, C70	8	-	-	-	55-56	1	587 541
	Front, LD1, LD2	6-8	58	58	-	-	1	1738 831
	Front, LD3	8	-	58	58	58	1	1828 719
3-32-0 DRIVE SHAFT								
3-32-1	SHAFT, S21, S24, All, S22, S23, C67, C68, C71, C72, except Est. Wgn., 31 5/8" lgh.	6-8	55-56	55-56	55-56	55-56	2	1328 382
	S22, S23, C67, C68, C71, C72, Est. Wgn., C69, C73, All, 31 5/8" lgh.	8	-	-	55-56	55-56	2	1401 800
	C70, 31 31/32" lgh.	8	-	-	-	55-56	2	1555 148
	LD1, LD2 except Los Angeles and Delaware, S27, 31 5/8" lgh., also specify 1 of 1673 373 Oil Seal	6-8	57-58	57-58	57	-	2	*1675 448
	LD2 Los Angeles and Delaware, LD3, S25, S26, C75, C76, LC1, LC2, LC3, 31 5/8" lgh.	8	-	58	57-58	57-58	2	*1675 448
	IM, LY1, 32 31/64" lgh.	8	-	-	-	57-58	2	1675 449
	LC1, LC2, LC3, w/Sure-Grip, 31 1/2" lgh.	8	58	58	58	58	2	1829 266
	LY1, w/Sure-Grip, 32 3/8" lgh.	8	-	-	-	58	2	1829 267
	Nut, C70	8	-	-	-	55-56	2	427 646

NOTE 1: P31 UP TO serial No. 16367346 and also intermittently AFTER.
 D66 UP TO serial No. 35292192 and also intermittently AFTER.
 D67 UP TO serial No. 37318692 and also intermittently AFTER.
 D70 UP TO serial No. 38023932 and also intermittently AFTER.
 D71 UP TO serial No. 38540931 and also intermittently AFTER.
 S27 UP TO serial No. 58036412 and also intermittently AFTER. S25, S26, All.

NOTE 2: P31 used intermittently AFTER serial No. 16367346, D66 used intermittently AFTER serial No. 35292192, D67 used intermittently AFTER serial No. 37318692, D70 used intermittently AFTER serial No. 38023932, D71 used intermittently AFTER serial No. 38540931, S27 used intermittently AFTER serial No. 58036412.

NOTE 3: P31 UP TO serial No. 16367346 and also intermittently AFTER.
 D66 UP TO serial No. 35292192 and also intermittently AFTER.
 D67 UP TO serial No. 37318692 and also intermittently AFTER.
 D70 UP TO serial No. 38023932 and also intermittently AFTER.
 D71 UP TO serial No. 38540931 and also intermittently AFTER.
 S27 UP TO serial No. 58036412 and also intermittently AFTER. P30, D72, S25, S26, All.

★ Indicates use as required. Numerals in parentheses () refer to notes. Printed in U.S.A.
 ☐ Indicates parts not listed in any previous parts book. Prices and specifications subject to change without notice.
 Nov. 10, 1958 Supersedes Jan. 30, 1958. Page 3-12 * Indicates change or addition.

CODE	PART NAME AND DESCRIPTION	NO. OF CYL.	PLYMOUTH	DODGE	DESOTO	CHRYSLER AND IMPERIAL	PER CAR	PART NUMBER
3-32-4	KEY	6-8	55-58	55-58	55-58	55-58	2	1118 149
3-32-5	NUT, C67, C68, C69, C71, C72, C73	6-8	55-58	55-58	55-58	55-58	2	53 553
3-32-6	WASHER, C67, C68, C69, C71, C72, C73	6-8	55-58	55-58	55-58	55-58	2	50 652
	C70	8	-	-	-	55-56	2	55 974
3-32-8	BLOCK, Thrust, S22, S23, C67, except Est. Wgn.	6-8	55-56	55-56 (1)	55-56	55	1	651 402
	P29 Fury, S21, S24, All, S22, S23, C67, Est. Wgn., C68, C69, C71, C72, C73, All	8	56	-	55-56	55-56	1	1092 048
	w/PowerFlite, S22, S23, C67, except Est. Wgn.	8	-	55-56	55-56	55	1	1092 048
	Std. Trans.	8	-	56 (2)	-	-	1	1092 048
	C70	8	-	-	-	55-56	1	1327 896
		6	57-58	57-58	-	-	1	651 402
		8	57-58	57-58	57-58	57-58	1	1675 432
3-32-9	SPACER, Thrust Block, S22, S23, C67, except Est. Wgn.	6-8	55-56	55-56 (1)	55-56	55	2	663 607
		6	57-58	57-58	-	-	2	663 607
	w/Sure-Grip	8	58	58	58	58	2	1829 445
	PIN, w/Sure-Grip	8	58	58	58	58	1	* 273 752
3-33-0 DRIVE SHAFT BEARINGS								
3-33-1	CONE, w/ROLLERS, S21, S24, All, S22, S23, C67, C68, C71, C72, except Est. Wgn., C75, C76, LC1, LC2, LC3.	6-8	55-58	55-58	55-58	55-58	2	698 400
	S22, S24, C67, C68, C71, C72, Est. Wgn., C69, C73, All	8	-	-	55-56	55-56	2	1188 716
	C70	8	-	-	-	55-56	2	691 264
	IM, LY1	8	-	-	-	57-58	2	1673 375
3-33-2	CUP, S21, S24, All, S22, S23, C67, C68, C71, except Est. Wgn., C75, C76, LC1, LC2, LC3.	6-8	55-58	55-58	55-58	55-58	2	698 399
	S22, S23, C67, C68, C71, C72, Est. Wgn., C69, C73, All, IM, LY1	8	-	-	55-56	55-58	2	1188 715
	C70	8	-	-	-	55-56	2	671 604
3-33-4	SHIM, .005" thk., C67, C68, C69, C71, C72, C73	6-8	55-58	55-58	55-58	55-58	★	1137 203
	.012" thk., C67, C68, C69, C71, C72, C73	6-8	55-58	55-58	55-58	55-58	★	681 320
	.030" thk., C67, C68, C69, C71, C72, C73.	6-8	55-58	55-58	55-58	55-58	★	681 322
	.005" thk., C70	8	-	-	-	55	★	1487 960
	.0125" thk., C70	8	-	-	-	55	★	1487 962
	.015" thk., C70	8	-	-	-	55	★	1487 963
	.005" thk., C70	8	-	-	-	56	★	1135 982
3-33-24	PLUG, Oil Hole	6-8	55-57	55-57	55-57	55-57	2	697 323
3-35-0 DRIVE SHAFT OIL SEAL								
3-35-14	OIL SEAL, Bearing, Inner, LD1, LD2, S21, S24, All, S22, S23, C67, C68, C71, C72, except Est. Wgn., S27	6-8	55-58	55-58	55-57	55-56	2	1139 896
	Outer, S21, S24, All, S22, S23, C67, C68, C71, C72, except Est. Wgn., C75, C76, LC1, LC2, LC3	6-8	55-58	55-58	55-58	55-58	2	1402 443
	Inner, w/Sure-Grip, LD2	8	58	58	-	-	2	*1673 373
	Inner, S22, S23, C67, C68, C71, C72, Est. Wgn., C69, C73, All	8	-	-	55-56	55-56	2	1139 897
	Outer, S22, S23, C67, C68, C71, C72, Est. Wgn., C69, C73, All	8	-	-	55-56	55-56	2	1409 902
	Inner, C70	8	-	-	-	55-56	2	1139 900
	Outer, C70	8	-	-	-	55-56	2	1409 901
	Inner, LD3, S25, S26	8	-	58	57-58	57-58	2	1673 373
	Outer, C76-300, IM, LC3-300, LY1	8	-	-	-	57-58	1	*1673 838

NOTE 1: D62, D63-1, D63-2, D63-3, w/4.1 ratio D63-2, D63-3, UP TO 35054251 w/3.73 ratio
 D63-2, D63-3, UP TO 35044022 w/3.9 ratio

NOTE 2: D63-2, D63-3, AFTER 35054251 w/3.73 ratio D63-2, D63-3 AFTER 35044022 w/3.9 ratio

★ Indicates use as required.

☐ Indicates parts not listed in any previous parts book.

* Indicates change or addition.

Numerals in parentheses () refer to notes.

Printed in U.S.A.

Prices and specifications subject to change without notice.

Nov. 10, 1958 Supersedes Oct. 10, 1957.

