

GROUP 16 - PROPELLER SHAFT AND UNIVERSAL JOINT

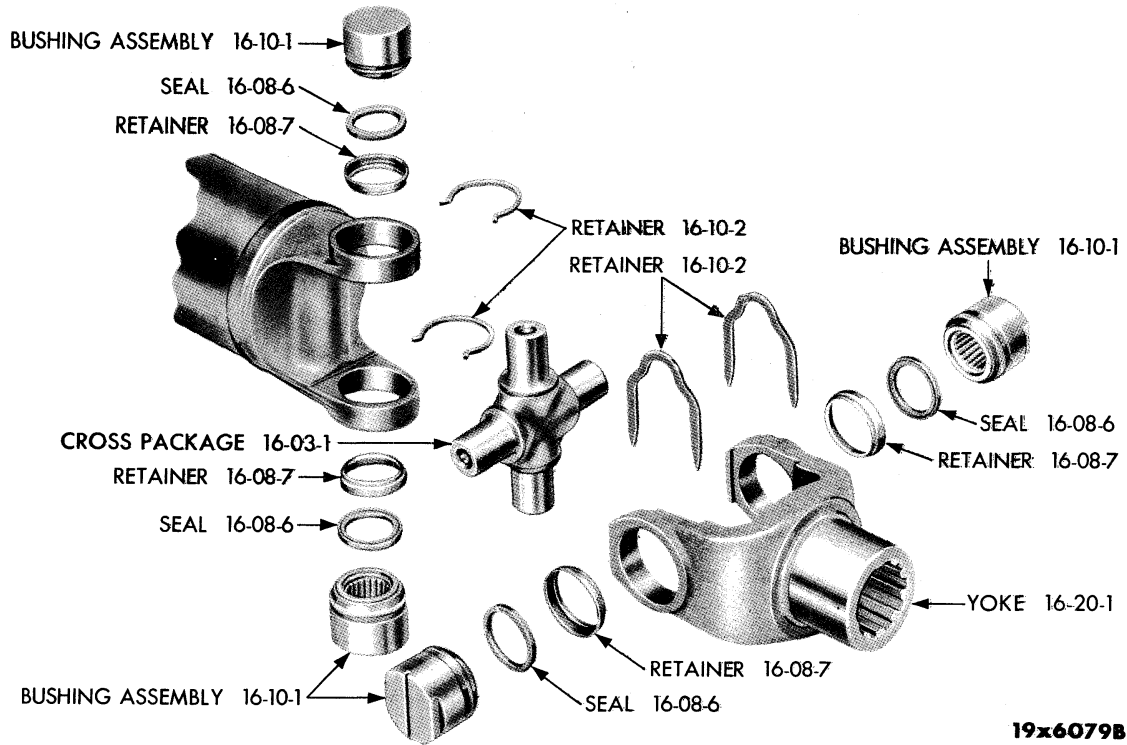


Plate 16-1

PROPELLER SHAFT AND UNIVERSAL JOINT

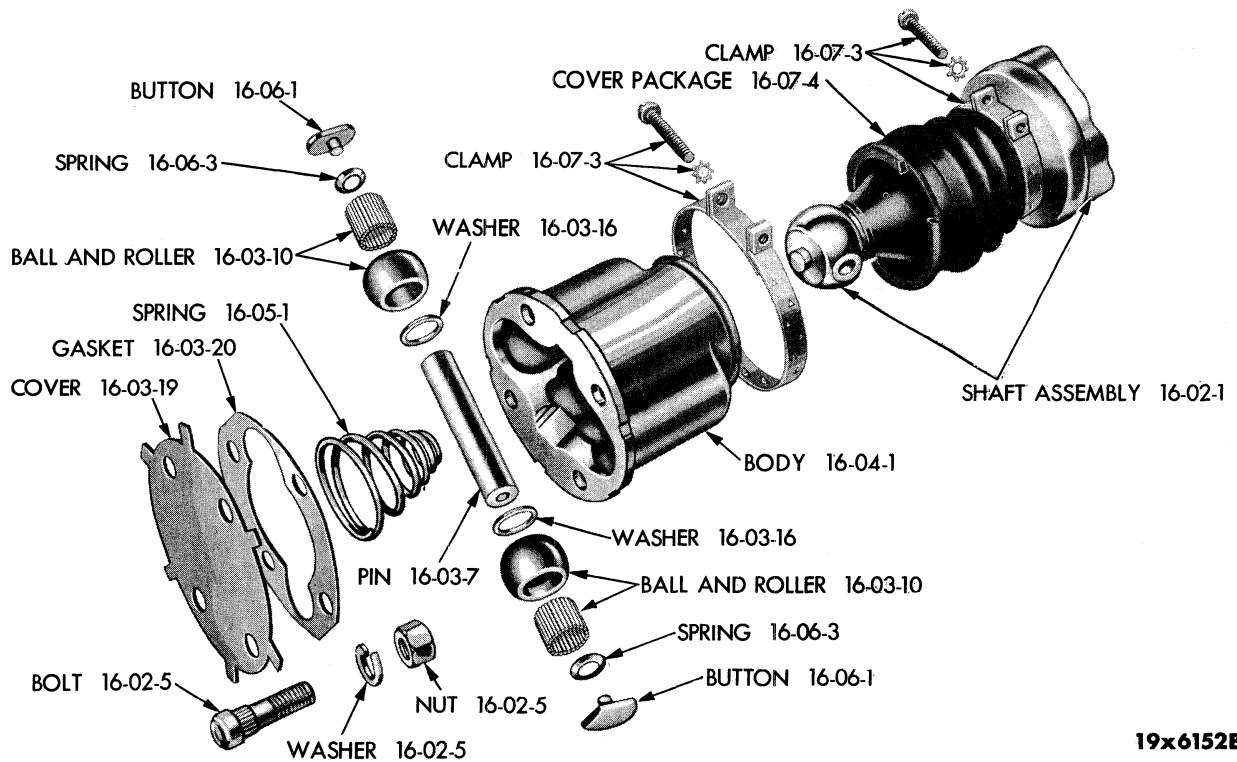
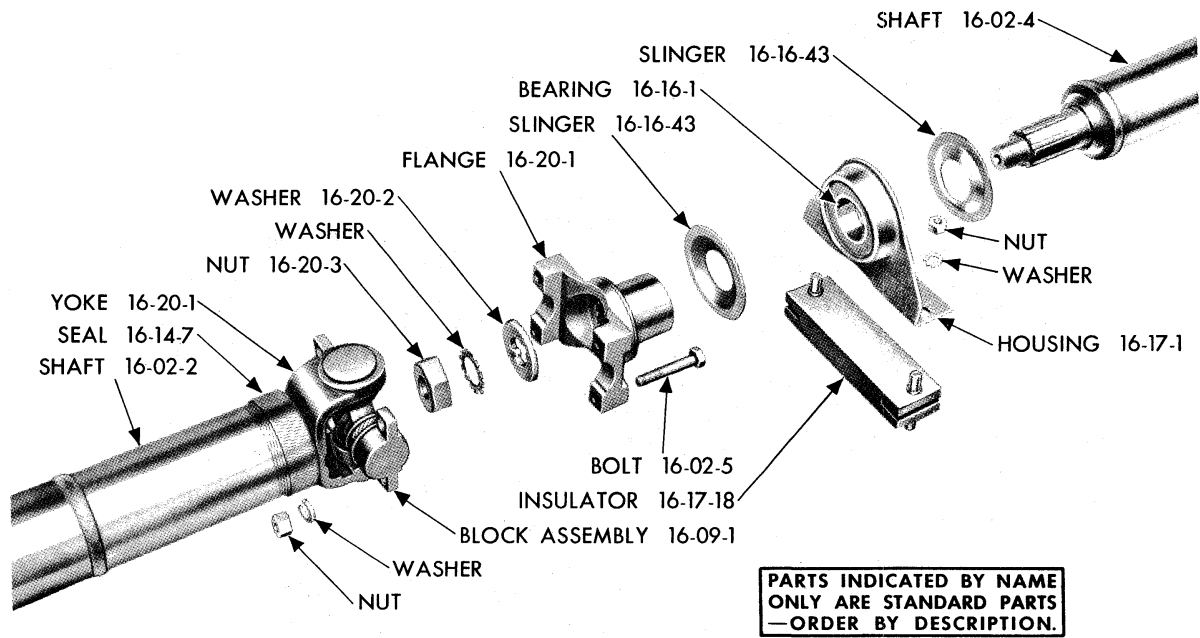


Plate 16-2

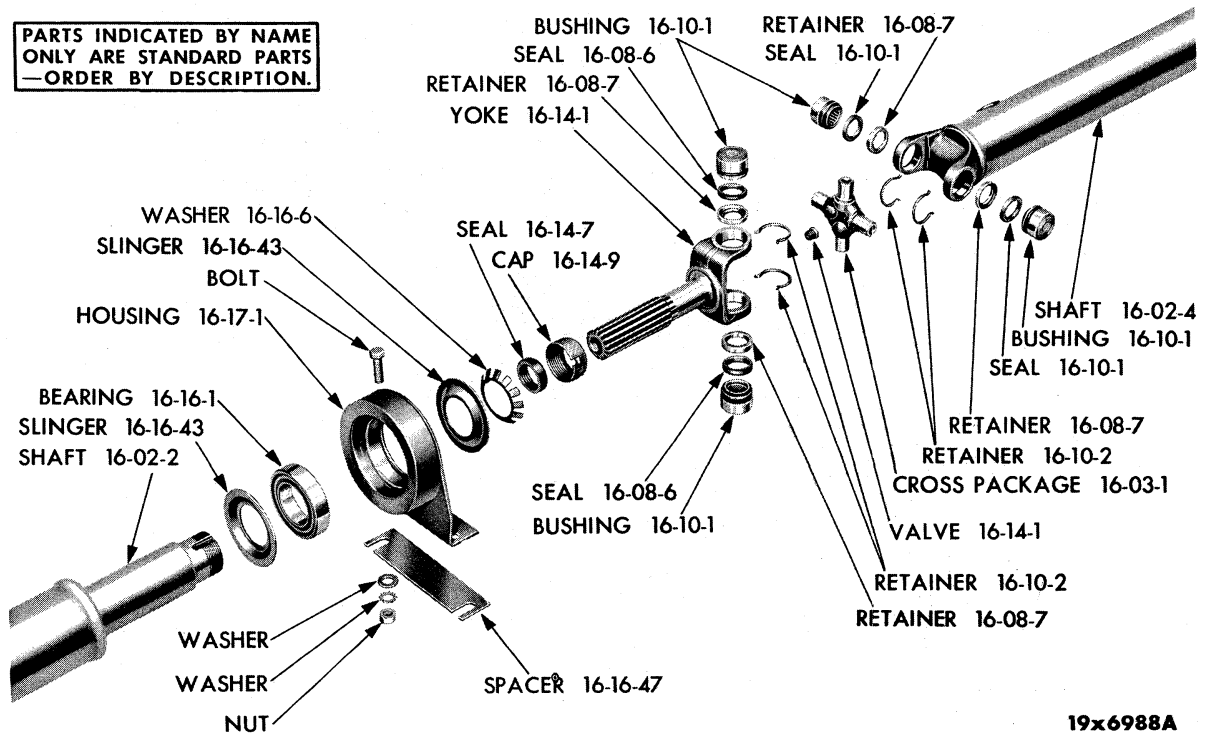
FRONT AND REAR UNIVERSAL JOINT AND PROPELLER SHAFT  
(BALL AND PIN TYPE)



19x6713A

Plate 16-3

### PROPELLER SHAFT CENTER BEARING



19x6988A

Plate 16-4

### PROPELLER SHAFT AND CENTER BEARING - IMPERIAL C70-73

CODE	PART NAME AND DESCRIPTION	NO. OF CYL.	PLYMOUTH	DODGE	DESOTO	CHRYSLER AND IMPERIAL	PER CAR	PART NUMBER
<b>16-02-0 PROPELLER SHAFT</b>								
16-02-1	SHAFT, 59 1/4" lgh., P26, P27, P28, P29, w/o PowerFlite, D55, D56, D62, D63-1, w/o Power Pkg. . . . .	6-8	55-56	55-56	-	-	1	1554 919
	54 5/16" lgh., w/PowerFlite . . . . .	6	55-56	-	-	-	1	1611 635
	54 7/16" lgh., w/PowerFlite . . . . .	8	55-56	-	-	-	1	1616 181
	59 13/32" lgh., P29 Fury, w/Std. Trans. . . . .	8	56	-	-	-	1	1732 691
	54 13/32" lgh., P29 Fury, w/PowerFlite . . . . .	8	56	-	-	-	1	1732 693
	58 53/64" lgh., Std. Trans. w/o Overdrive, LP1 Sub. . . . .	6	57-58	58	-	-	1	*1734 109
	54 53/64" lgh., Std. Trans. w/Overdrive or w/PowerFlite, P30 except Sub., LP1 except Sub. . . . .	6	57-58	-	-	-	1	*1732 699
	54 13/16" lgh., Std. Trans. w/o Overdrive, except Sub. . . . .	6	58	-	-	-	1	E1829 231
	58 27/32" lgh., P31 except Fury, Std. Trans. w/o Overdrive, All, P30, P31, Std. Trans. w/Overdrive, Sub., D72 All, D66, D67, D70, D71, S25, S27, C75, w/Std. Trans. and PowerFlite, P31 w/PowerFlite Sub., LP2 Sub., Std. Trans. w/Overdrive, LD2, LD3, LS1, LS2, w/Std. Trans. and PowerFlite . . . . .	6-8	57-58	57-58	57-58	57	1	*1734 120
	55" lgh., Std. Trans. w/Overdrive or w/PowerFlite, P31 except Sub., P31 Fury w/Std. Trans. LP2 except Sub. Std. Trans. w/Overdrive or PowerFlite, LP2 Fury w/Std. Trans., LP2 except Sub. Std. Trans. w/o Overdrive . . . . .	8	57-58	-	-	-	1	*1734 118
	54 31/32" lgh., P31 Fury, LP2 except Sub. w/Auto. 3 Speed Trans. . . . .	8	57	-	-	-	1	*1739 930
	59 3/16" lgh., D63-1 w/Power Pkg., D63-1 Texan, D63-2, D63-3, w/Overdrive or w/PowerFlite, D63-D500 . . . . .	8	-	56	-	-	1	1635 126
	58 25/32" lgh., LP2 Sub., LD2, LD3, LD2-D500, w/Auto. 3 Speed Trans. . . . .	8	58	57-58	57-58	-	1	*1734 129
	55" lgh., LP2 except Sub. Std. Trans. w/Overdrive . . . . .	8	58	-	-	-	1	E1829 239
	58 25/32" lgh., C75 w/Auto. 3 Speed Trans., C76 All, LC All . . . . .	8	-	-	-	57-58	1	*1734 129
	59 11/32" lgh., S21, S24, All, S22, C67, Est. Wgn., C68, C71 w/Power Pkg., C72, All	8	-	-	55-56	55-56	1	1554 925
	59 9/16" lgh., S22, except Est. Wgn. UP TO Note . . . . .	8	-	-	55 (1)	-	1	1611 661
	59 7/8" lgh., S22, except Est. Wgn., AFTER Note . . . . .	8	-	-	55 (1)	-	1	1616 190
	59 23/32" lgh., S23, C71 w/o Power Pkg., except Est. Wgn. . . . .	8	-	-	56	56	1	1635 095
	59 13/32" lgh., S23, C71 w/Power Pkg., Est. Wgn.	8	-	-	56	56	1	1635 130
	59 9/16" lgh., C67 except Est. Wgn. . . . .	8	-	-	-	55 (2)	1	1611 661

NOTE 1: S22 Firedome 55190517

NOTE 2: C67 Windsor, except Est. Wgn., UP TO W55-1369.

Also W55-1372	W55-1518	W55-1531	W55-1572	W55-1611
1374	1519	1532	1573	1612
1376	1520	1540	1574	1615
1379	1521	1551	1575	1616
1381	1522	1552	1581	1621
1387	1523	1554	1586	1723
1389	1524	1555	1589	1731
1513	1525	1558	1596	1748
1514	1526	1560	1597	1806
1515	1527	1561	1598	2645
1516	1529	1570	1603	3100
1517	1530	1571	1609	

Also used w/Std. Trans. No. 1 Job.

★ Indicates use as required.

Numerals in parentheses ( ) refer to notes.

Printed in U.S.A.

⊠ Indicates parts not listed in any previous parts book.

Prices and specifications subject to change without notice.

\* Indicates change or addition.

# 1955-58 PASSENGER CAR PARTS LIST

PROPELLER SHAFT  
AND UNIVERSAL JOINT

CODE	PART NAME AND DESCRIPTION	NO. OF CYL.	PLYMOUTH	DODGE	DESOTO	CHRYSLER AND IMPERIAL	PER CAR	PART NUMBER
16-02-2	59 5/8" lgh., C67 except Est. Wgn. . . . .	8	-	-	-	55 (2)	1	1616 197
	58" lgh., C69 . . . . .	8	-	-	-	55	1	1554 927
	SHAFT, Front, 50 1/4" lgh., C70 . . . . .	8	-	-	-	55	1	1616 167
	26" lgh., C73, w/PowerFlite . . . . .	8	-	-	-	56	1	1638 155
	59 29/32" lgh., C70, w/PowerFlite . . . . .	8	-	-	-	56	1	1638 154
	47 29/64" lgh., C70, w/Auto. 3 Speed Trans. . . . .	8	-	-	-	56	1	1732 676
	22 35/64" lgh., C73, w/Auto. 3 Speed Trans. . . . .	8	-	-	-	56	1	1732 673
16-02-4	27 3/32" lgh., IM, LY . . . . .	8	-	-	-	57-58	1	*1734 135
	SHAFT, Rear, 26 7/8" lgh., C70 . . . . .	8	-	-	-	55	1	1616 169
	38 57/64" lgh., C73, w/PowerFlite . . . . .	8	-	-	-	56	1	1638 157
	29 5/16" lgh., C70, w/PowerFlite . . . . .	8	-	-	-	56	1	1638 156
	29 5/16" lgh., C70, w/Auto. 3 Speed Trans. . . . .	8	-	-	-	56	1	1732 677
	38 7/8" lgh., C73, w/Auto. 3 Speed Trans. . . . .	8	-	-	-	56	1	1732 674
	32 13/32" lgh., IM, LY . . . . .	8	-	-	-	57-58	1	*1734 136
16-02-5	BOLT, Trans. Flange, P26, P27, P28, P29, D55, D56, w/o PowerFlite, D62, D63-1, All S25, S27, C75-1, w/Std. Trans. . . . .	6-8	55-58	55-58	57-58	57	4	*1326 773
	P26, P27, P28, P29, D55, D56, w/PowerFlite, P29, Fury w/o PowerFlite, D63-1 Texan, D63-2, D63-3, S23, C71 w/o Power Pkg., All, D66, D67, D70, D71, S25, S27, C75-1, w/Auto. 3 Speed Trans., D72, S27, LS1 w/PowerFlite, C76 w/Std. Trans. and Power-Flite . . . . .	6-8	55-57	55-57	56-58	56-57	4	* 74 664
	D66-D500, S26, C75-2, C76, w/Auto. 3 Speed Trans., LD1, LD2, w/PowerFlite, LP2, LD2, LD3, w/Auto. 3 Speed Trans. . . . .	6-8	58	58	57-58	57-58	4	* 651 470
	D63-D500 w/Std. Trans., S21, S24, All, S22, C67, Est. Wgn., C67, except Est. Wgn., AFTER, C68, C69, C71 w/Power Pkg., C72, ALL . . . . .	8	-	56	55-56	55-56 (2)	4	1406 670
	w/o PowerFlite, S22, C67, except Est. Wgn. . . . .	8	-	-	55	55	4	1326 773
	w/PowerFlite, S22, C67, except Est. Wgn. . . . .	8	-	-	55	55 (1)	4	74 664
	C70, C73, IM, LY . . . . .	8	-	-	-	55-58	4	* 853 156
	Axle End, P29 Fury, w/o PowerFlite, D63-1. . . . .	8	56	56	-	-	4	859 821
	D62, D63-1, All, S22, C67, except Est. Wgn. . . . .	6-8	55-56	55-56	55	55 (1)	4	51 921
	D63, S21, All, S22, C67, Est. Wgn., C67 except Est. Wgn. AFTER, C68, C69, C70, C71, C72, C73, All . . . . .	8	57	56-57	55-57	55-57	4	859 821
C76, w/Auto. 3 Speed Trans. . . . .	8	-	-	-	57	4	1406 670	
Center Bearing End, C70, C73 . . . . .	6-8	58	58	58	58	4	* 952 538	
		8	-	-	-	55-56	8	859 821

NOTE 1: C67 Windsor, except Est. Wgn., UP TO W55-1369.

Also W55-1372	W55-1518	W55-1531	W55-1572	W55-1611
1374	1519	1532	1573	1612
1376	1520	1540	1574	1615
1379	1521	1551	1575	1616
1381	1522	1552	1581	1621
1387	1523	1554	1586	1723
1389	1524	1555	1589	1731
1513	1525	1558	1596	1748
1514	1526	1560	1597	1806
1515	1527	1561	1598	2645
1516	1529	1570	1603	3100
1517	1530	1571	1609	

NOTE 2: C67 Windsor, except Est. Wgn., w/PowerFlite AFTER W55-1369.

Except W55-1372	W55-1518	W55-1531	W55-1572	W55-1611
1374	1519	1532	1573	1612
1376	1520	1540	1574	1615
1379	1521	1551	1575	1616
1381	1522	1552	1581	1621
1387	1523	1554	1586	1723
1389	1524	1555	1589	1731
1513	1525	1558	1596	1748
1514	1526	1560	1597	1806
1515	1527	1561	1598	2645
1516	1529	1570	1603	3100
1517	1530	1571	1609	

Also used w/Std. Trans. No. 1 Job.

★ Indicates use as required.

Numerals in parentheses ( ) refer to notes.

Printed in U.S.A.

⊠ Indicates parts not listed in any previous parts book.

Prices and specifications subject to change without notice.

Oct. 10, 1957 Supersedes April 8, 1957.

\* Indicates change or addition.

CODE	PART NAME AND DESCRIPTION	NO. OF CYL.	PLYMOUTH	DODGE	DESOTO	CHRYSLER AND IMPERIAL	PER CAR	PART NUMBER
16-02-6	NUT, D63-D500 w/Std. Trans., S21, S24, All, S22, Est. Wgn., C67, C68, C69, C71 w/Power Pkg., C72, All . . . . .	8	-	56	55-56	55-56	4	1557 071
	C70, C73, w/Auto. 3 Speed Trans. . . . .	8	-	-	-	56	4	120 368
	S25, S27, C75-1, w/Auto. 3 Speed Trans. . . . .	8	-	57	57	57	4	125 913
<b>16-03-0 UNIVERSAL JOINT</b>								
16-03-1	JOINT PACKAGE, Front and Rear, D62, D63-1, All, S22, C67, except Est. Wgn. . . . .	6-8	55-56	55-56	55	55 (1)	2	*1603 398
	Front, P29 Fury, D63, S23, C71, All. . . . .	8	56	56	56	56	1	*1643 287
	S21, S24, All, S22 Est. Wgn., C67, C68, C69, C71 w/o Power Pkg., C72, All . . . . .	8	-	-	55-56	55-56 (2)	1	*1450 446
	C68-300, C72-300 . . . . .	8	-	-	56	55-56	1	*1643 288
	C70, C73, w/Brg. Block . . . . .	8	-	-	-	55-56	3	*1603 233
	C70, C73, w/o Brg. Block . . . . .	8	-	-	-	56	1	*1692 691
	C71 w/Power Pkg., C72 . . . . .	8	-	-	-	56	1	*1643 288
	w/Std. Trans. and PowerFlite . . . . .	6-8	57-58	57-58	57-58	57	1	*1603 398
	S26, C75, C76, LP2, LD2, LD3, LC, w/Auto. 3 Speed Trans. . . . .	8	58	58	57-58	57-58	1	*1752 680
	Rear, P29 Fury, D63 All, S23, C67, C71 w/o Power Pkg., except Est. Wgn., C75-2. . . . .	8	56	56	56	55-57 (2)	1	*1643 172
	S21 All, S22, S23, C67, C71, Est. Wgn., C68, C69, All, S24, C71 w/Power Pkg., C72 All w/Brg. Block . . . . .	8	-	-	55-56	55-56	1	*1603 233
	S26, S27, C75, C76 . . . . .	6-8	57	57	57	57	1	*1752 623
	Except LY . . . . .	6-8	58	58	58	58	1	*1752 624
	IM . . . . .	8	-	-	-	57	2	*1752 623
	LY . . . . .	8	-	-	-	58	2	*1752 624
	IM, Center Brg. . . . .	8	-	-	-	57	1	*1752 624
	LY, Center Brg. . . . .	8	-	-	-	58	1	*1752 623
16-03-3	ROLLER PACKAGE . . . . .	6-8	55-58	55-58	55-58	55-58	★	* 638 637
16-03-7	PIN, D62, D63-1, All, S22, C67, except Est. Wgn., S25, S27, C75-1 . . . . .	6-8	55-58	55-58	55-58	55-57	2	* 579 445
	S26, C75-2, C76 . . . . .	8	57-58	57-58	57-58	57-58	1	*1739 923
16-03-10	BALL, w/ROLLER, D62, D63-D500, D63-1, All, S22, C67, except Est. Wgn., D72, C75-2. . . . .	6-8	55-58	55-58	55-58	55-57 (1)	4	*1550 466
	D63, S23, C71, All . . . . .	8	-	56	56	56	2	580 687
	S21, S24, All, S22, C67, Est. Wgn., C67, except Est. Wgn., C68, C69, C71 w/Power Pkg., C72, All . . . . .	8	-	-	55-56	55-56 (2)	2	1532 900
	C75, C76, w/Auto. 3 Speed Trans. . . . .	8	58	57-58	57-58	57-58	1	*1739 927

NOTE 1: C67 Windsor, except Est. Wgn., UP TO W55-1369.

Also W55-1372	W55-1518	W55-1531	W55-1572	W55-1611
1374	1519	1532	1573	1612
1376	1520	1540	1574	1615
1379	1521	1551	1575	1616
1381	1522	1552	1581	1621
1387	1523	1554	1586	1723
1389	1524	1555	1589	1731
1513	1525	1558	1596	1748
1514	1526	1560	1597	1806
1515	1527	1561	1598	2645
1516	1529	1570	1603	3100
1517	1530	1571	1609	

NOTE 2: C67 Windsor, except Est. Wgn., w/PowerFlite, AFTER W55-1369.

Except W55-1372	W55-1518	W55-1531	W55-1572	W55-1611
1374	1519	1532	1573	1612
1376	1520	1540	1574	1615
1379	1521	1551	1575	1616
1381	1522	1552	1581	1621
1387	1523	1554	1586	1723
1389	1524	1555	1589	1731
1513	1525	1558	1596	1748
1514	1526	1560	1597	1806
1515	1527	1561	1598	2645
1516	1529	1570	1603	3100
1517	1530	1571	1609	

Also used w/Std. Trans. No. 1 Job.

★ Indicates use as required.

Numerals in parentheses ( ) refer to notes.

Printed in U.S.A.

⊠ Indicates parts not listed in any previous parts book.

Prices and specifications subject to change without notice.

\* Indicates change or addition.

# 1955-58 PASSENGER CAR PARTS LIST

PROPELLER SHAFT  
AND UNIVERSAL JOINT

CODE	PART NAME AND DESCRIPTION	NO. OF CYL.	PLYMOUTH	DODGE	DESOTO	CHRYSLER AND IMPERIAL	PER CAR	PART NUMBER
16-03-16	WASHER, Thrust, D62, D63-1, All, S22, C67, except Est. Wgn., S25, S27, C75 . . . . .	6-8	55-58	55-58	55-58	55-58 (1)	4	* 605 004
	D63, S23, C71 w/o Power Pkg. . . . .	8	-	56	56	56	2	581 535
	S21, S24, All, S22, Est. Wgn., C67, C68, C69, C71 w/Power Pkg., C72, All, S26, C76 . . . . .	8	-	-	55-57	55-57 (2)	2	1532 906
16-03-19	COVER, Grease, D62, D63-1, All, S22, C67, except Est. Wgn., S25, S27, C75 . . . . .	6-8	55-58	55-58	55-58	55-57 (1)	2	* 602 820
	D63, S23, C71 w/o Power Pkg., C75, C76, w/Auto. 3 Speed Trans. . . . .	8	58	56-58	56-58	56-58	1	*1635 092
	S21, S24, All, S22, C67, Est. Wgn., C68, C69, C71 w/Power Pkg., C72, All, S26, C76 . . . . .	8	-	-	55-57	55-57 (2)	1	1532 904
16-03-20	GASKET, S22, C67, except Est. Wgn., D62, D63-1, S25, S27, C75 . . . . .	6-8	55-58	55-58	55-58	55-57 (1)	2	*1616 185
	S23, C71 w/o Power Pkg., C75, C76 w/Auto. 3 Speed Trans. . . . .	8	58	56-58	56-58	56-58	1	*1635 098
	S21, S24, All, S22, Est. Wgn., C67, C68, C69, C71 w/Power Pkg., C72, All, S26, C76 . . . . .	8	-	-	55-57	55-57 (2)	1	1530 286
<b>16-04-0 UNIVERSAL JOINT BODY</b>								
16-04-1	BODY . . . . .	6	55-56	55-56	-	-	2	1550 456
	D63-1, All, S22, C67, except Est. Wgn. . . . .	6	57-58	57-58	-	-	1	*1734 158
	P29 Fury, S23, C71 w/o Power Pkg. . . . .	8	55-56	55-56	55	55 (1)	2	1534 428
	S21, S24, All, S22, Est. Wgn., C67, C68, C69, C71 w/Power Pkg., C72, All . . . . .	8	56	56	56	56	1	1635 099
	S25, S27, C75, LS1, LS2 . . . . .	8	-	-	55-56	55-56 (2)	1	1532 899
	C75, C76, w/Auto, 3 Speed Trans. . . . .	8	57-58	57-58	57-58	57	1	*1734 159
		8	57-58	57-58	57-58	57-58	1	*1739 920
<b>16-05-0 UNIVERSAL JOINT SPRING</b>								
16-05-1	SPRING, D62, D63-1, All, S22, C67, except Est. Wgn. . . . .	6-8	55-56	55-56	55	55	2	639 973
<b>16-06-0 UNIVERSAL JOINT CENTERING BUTTON</b>								
16-06-1	BUTTON, D62, D63-1, All, S22, C67, except Est. Wgn., S25, S27, C75-1 . . . . .	6-8	55-59	55-58	55-58	55-57 (1)	4	* 629 768
	S26, C75, C76 . . . . .	8	58	57-58	57-58	57-58	2	*1739 924

NOTE 1: C67 Windsor, except Est. Wgn., UP TO W55-1369.

Also W55-1372	W55-1518	W55-1531	W55-1572	W55-1611
1374	1519	1532	1573	1612
1376	1520	1540	1574	1615
1379	1521	1551	1575	1616
1381	1522	1552	1581	1621
1387	1523	1554	1586	1723
1389	1524	1555	1589	1731
1513	1525	1558	1596	1748
1514	1526	1560	1597	1806
1515	1527	1561	1598	2645
1516	1529	1570	1603	3100
1517	1530	1571	1609	

NOTE 2: C67 Windsor, except Est. Wgn., w/PowerFlite AFTER W55-1369.

Except W55-1372	W55-1518	W55-1531	W55-1572	W55-1611
1374	1519	1532	1573	1612
1376	1520	1540	1574	1615
1379	1521	1551	1575	1616
1381	1522	1552	1581	1621
1387	1523	1554	1586	1723
1389	1524	1555	1589	1731
1513	1525	1558	1596	1748
1514	1526	1560	1597	1806
1515	1527	1561	1598	2645
1516	1529	1570	1603	3100
1517	1530	1571	1609	

Also used w/Std. Trans. No. 1 Job.

★ Indicates use as required.

Numerals in parentheses ( ) refer to notes.

Printed in U.S.A.

⊠ Indicates parts not listed in any previous parts book.

Prices and specifications subject to change without notice.

Oct. 10, 1957 Supersedes April 8, 1957.

\* Indicates change or addition.

CODE	PART NAME AND DESCRIPTION	NO. OF CYL.	PLYMOUTH	DODGE	DESOTO	CHRYSLER AND IMPERIAL	PER CAR	PART NUMBER
16-06-2	BUTTON and PIN PACKAGE, S21, S24, All, S22, C67, Est. Wgn., C68, C69, C71 w/Power Pkg., C72, All, C76 . . . . .	8	-	-	55	55-57	1	1450 447
	S23, C71 w/o Power Pkg. . . . .	8	57	56	56	56	2	1243 720
16-06-3	SPRING, S22, C67, except Est. Wgn., S23, C71 w/o Power Pkg., All, S25, S27, C75 . . . . .	6-8	55-56	55-56	55-56	55-56	★	629 769
	S21, S24, All, S22, Est. Wgn., C67, C68, C69, C71 w/Power Pkg., C72, All . . . . .	8	-	-	55	55 (2)	2	1532 909
		6-8	57-58	57-58	57-58	57-58	2	*1739 926
<b>16-07-0 UNIVERSAL JOINT DUST COVER</b>								
16-07-3	CLAMP, Short, S24, C67, C68, C69, C71 w/o Power Pkg., S25, S27, C75 . . . . .	6-8	55-58	55-58	55-58	55-58	★	* 870 540
	Long, D62, D63-1, All, S22, C67, except Est. Wgn., S25, S27, C75 . . . . .	6-8	55-58	55-58	55-58	55-58 (1)	★	* 870 539
	Long, S21, D63, C68, C69, C71 w/o Power Pkg., All, S22, C67, Est. Wgn., C67, except Est. Wgn., AFTER, S25, S27, C75 . . . . .	6-8	57-58	56-58	55-58	55-58 (2)	★	*1532 943
	Short, C71 w/Power Pkg., C72, All . . . . .	8	-	-	56	56	★	1637 316
	Long, C71 w/Power Pkg., C72, All . . . . .	8	-	-	56	56	★	1637 317
13-07-4	COVER PACKAGE, Dust, D62, D63-1, All, S22, C67, except Est. Wgn., S25, S27, C75 . . . . .	6-8	55-58	55-58	55-58	55-57 (1)	2	*1603 397
	S21, S23, S24, All, S22 Est. Wgn., C67, C68, C69, C71 w/o Power Pkg., All, P31, C76. . . . .	8	57-58	56-58	55-58	55-58 (2)	1	*1450 448
	P29 Fury, S24, C68-300, C72-300, C71 w/Power Pkg., C72, All . . . . .	8	56	-	56	55-56	1	*1643 289
<b>16-08-0 UNIVERSAL JOINT CROSS</b>								
16-08-6	SEAL, 1.045 diam., S21 All, S22, C67, Est. Wgn., C68, C69, All, S26, C75 . . . . .	8	-	-	55-57	55-57	4	1403 758
	S25, C71 w/o Power Pkg., Est. Wgn., S24, C71 w/Power Pkg., C72, All . . . . .	8	-	-	56	56	4	588 574
	1.045 Diam., C70, IM . . . . .	8	-	-	-	55-57	12	1403 758
	C70, C73, All . . . . .	8	-	-	-	56	12	588 574
	Axle End, S23, C67, C71 w/o Power Pkg., except Est. Wgn. . . . .	6-8	-	56	56	55-56 (1)	4	*1616 207
	C75, C76, except LY . . . . .	6-8	57-58	57-58	57-58	57-58	4	* 857 999
	IM, LY . . . . .	8	-	-	-	57-58	12	* 857 999

NOTE 1: C67 Windsor, except Est. Wgn., UP TO W55-1369.

Also W55-1372	W55-1518	W55-1531	W55-1572	W55-1611
1374	1519	1532	1573	1612
1376	1520	1540	1574	1615
1379	1521	1551	1575	1616
1381	1522	1552	1581	1621
1387	1523	1554	1586	1723
1389	1524	1555	1589	1731
1513	1525	1558	1596	1748
1514	1526	1560	1597	1806
1515	1527	1561	1598	2645
1516	1529	1570	1603	3100
1517	1530	1571	1609	

NOTE 2: C67 Windsor, except Est. Wgn., w/PowerFlite AFTER W55-1369.

Except W55-1372	W55-1518	W55-1531	W55-1572	W55-1611
1374	1519	1532	1573	1612
1376	1520	1540	1574	1615
1379	1521	1551	1575	1616
1381	1522	1552	1581	1621
1387	1523	1554	1586	1723
1389	1524	1555	1589	1731
1513	1525	1558	1596	1748
1514	1526	1560	1597	1806
1515	1527	1561	1598	2645
1516	1529	1570	1603	3100
1517	1530	1571	1609	

Also used w/Std. Trans. No. 1 Job.

★ Indicates use as required.

Numerals in parentheses ( ) refer to notes.

Printed in U.S.A.

☐ Indicates parts not listed in any previous parts book.

Prices and specifications subject to change without notice.

\* Indicates change or addition.

# 1955-58 PASSENGER CAR PARTS LIST

PROPELLER SHAFT  
AND UNIVERSAL JOINT

CODE	PART NAME AND DESCRIPTION	NO. OF CYL.	PLYMOUTH	DODGE	DESOTO	CHRYSLER AND IMPERIAL	PER CAR	PART NUMBER
16-08-7	RETAINER, Seal, S21 All, S22, C67, Est. Wgn., C68, C69, All, S26, C75 . . . . .	8	-	-	55-57	55-57	4	1532 925
	S23, C71, w/o Power Pkg., Est. Wgn., S24, C71 w/Power Pkg., C72, All . . . . .	8	-	-	56	56	12	588 575
	C70, IM . . . . .	8	-	-	-	55-57	12	1532 925
	C70, C73, All . . . . .	8	-	-	-	56	12	588 575
	Axle End, S23, C67, C71 w/o Power Pkg., except Est. Wgn., C75-2 . . . . .	8	-	56	56	55-57 (1)	4	1616 208
	S25, S27, C75-1, C76, except LY . . . . .	6-8	57-58	57-58	57-58	57-58	4	*1739 912
	IM, LY . . . . .	8	-	-	-	57-58	12	*1739 912

## 16-09-0 UNIVERSAL JOINT CROSS ROLLER AND BEARING BLOCK

16-09-1	ROLLER and BEARING BLOCK, S21 All, S22, C67, Est. Wgn., C68, C69, All . . . . .	8	-	-	55	55	2	1611 646
	S23, C71, w/o Power Pkg., Est. Wgn., S24, C71 w/Power Pkg., C72, All . . . . .	8	-	-	56	56	2	1672 042
	C70 . . . . .	8	-	-	-	55	6	1611 646
	C70, C73 w/o Auto. 3 Speed Trans. . . . .	8	-	-	-	56	6	*1672 042
	C70, C73, w/Auto. 3 Speed Trans. . . . .	8	-	-	-	56	6	*1611 646
	C75-1, C76, except LY . . . . .	6-8	57-58	57-58	57-58	57-58	2	*1739 914
	IM, LY . . . . .	8	-	-	-	57-58	6	*1739 914
	Axle End, S23, C67, C71 w/o Power Pkg., except Est. Wgn. . . . .	8	-	56	56	55-56 (1)	2	1616 209
	C75-1, C76 . . . . .	6-8	57	57	57	57	2	1739 914
16-09-2	RETAINER, Axle End, S21, S24, All, S22, S23, C67, C71 w/o Power Pkg., Est. Wgn., C68, C69, C71 w/Power Pkg., C72, All . . . . .	8	-	57	55-57	55-57	2	858 026
	C70, C73, IM . . . . .	8	-	-	-	55-57	6	858 026
	S23, C67, C71 w/o Power Pkg., except Est. Wgn. . . . .	6-8	57-58	56-58	56-58	55-58 (1)	★	* 858 007

## 16-10-0 UNIVERSAL JOINT CROSS ROLLER AND BUSHING

16-10-1	ROLLER, w/BUSHING, Prop. Shaft End, S21 All, S22, C67, Est. Wgn., C68, C69, All . . . . .	8	-	-	55	55	2	1532 930
	Except IM . . . . .	6-8	-	57	57	57	2	1739 913
	IM . . . . .	8	-	-	-	57	6	1739 913
	S23, C71 w/o Power Pkg., Est. Wgn., S24, C71 w/Power Pkg., C72, All . . . . .	8	-	-	56	56	2	1672 044
	C70 . . . . .	8	-	-	-	55	6	1532 930
	C70, C73, All . . . . .	8	-	-	-	56	6	1672 044
	Axle End, S23, C67, C71 w/o Power Pkg., except Est. Wgn. . . . .	8	-	56	56	55-56 (1)	2	1616 211
	S21 All, S22, C67, Est. Wgn., C68, C69, C70, All . . . . .	8	-	-	55	55	2	1403 764
		6-8	57-58	57-58	57-58	57 58	★	*1739 913
16-10-2	RETAINER, Prop. Shaft End, S21, S24, All, S22, S23, C67, C71 w/o Power Pkg., Est. Wgn., C68, C69, C71 w/Power Pkg., C72, All, C75 . . . . .	8	-	57	55-57	55-57	2	858 025
	C70, C73, IM . . . . .	8	-	-	-	55-57	6	858 025
	Axle End, S23, C67, C71 w/o Power Pkg., except Est. Wgn., except LY . . . . .	6-8	57-58	56-58	56-58	55-58 (1)	2	* 858 006

NOTE 1: C67 Windsor, except Est. Wgn., UP TO W55-1369.

Also W55-1372	W55-1518	W55-1531	W55-1572	W55-1611
1374	1519	1532	1573	1612
1376	1520	1540	1574	1615
1379	1521	1551	1575	1616
1381	1522	1552	1581	1621
1387	1523	1554	1586	1723
1389	1524	1555	1589	1731
1513	1525	1558	1596	1748
1514	1526	1560	1597	1806
1515	1527	1561	1598	2645
1516	1529	1570	1603	3100
1517	1530	1571	1609	

Also used w/std. Trans. No. 1 Job.

★ Indicates use as required.

Numerals in parentheses ( ) refer to notes.

Printed in U.S.A.

☐ Indicates parts not listed in any previous parts book.

Prices and specifications subject to change without notice.

Oct. 10, 1957 Supersedes Dec. 20, 1956.

\* Indicates change or addition.



CODE	PART NAME AND DESCRIPTION	NO. OF CYL.	PLYMOUTH	DODGE	DESOTO	CHRYSLER AND IMPERIAL	PER CAR	PART NUMBER
	IM, LY1 . . . . .	8	-	-	-	57-58	6	* 858 006
16-10-3	S21, All, S22, C67, Est. Wgn., C68, C69, C70, All . CLAMP, Bushing . . . . .	8 6-8	- 58	- 58	55 58	55 58	2 2	1403 762 *1828 824
<b>16-14-0 PROPELLER SHAFT SPLINE OR SLIDING YOKE</b>								
16-14-1	YOKE, C70, C73 . . . . .	8	-	-	-	56	1	1672 047
	IM, LY1 . . . . .	8	-	-	-	57-58	1	*1739 915
	Valve . . . . .	8	-	-	-	56	1	106 671
16-14-7	SEAL, Oil, C70, C73, IM, LY1 . . . . .	8	-	-	-	56-58	1	*1672 049
16-14-9	CAP, Oil Seal, C70, C73, IM, LY1 . . . . .	8	-	-	-	56-58	1	*1672 050
<b>16-16-0 PROPELLER SHAFT CENTER BEARING</b>								
16-16-1	BEARING, C70 . . . . .	8	-	-	-	55	1	1319 735
	C70, C73, IM, LY1 . . . . .	8	-	-	-	56-58	1	*1672 051
16-16-6	WASHER, Lock, C70, C73, IM, LY1 . . . . .	8	-	-	-	56-58	1	*1638 151
16-16-43	SLINGER, Dust, C70 . . . . .	8	-	-	-	55	2	1319 737
	C70, C73, IM, LY1 . . . . .	8	-	-	-	56-58	2	*1672 053
16-16-47	INSULATOR, C70, C73, IM, LY1 . . . . .	8	-	-	-	56-58	★	*1672 391
<b>16-17-0 PROPELLER SHAFT CENTER BEARING HOUSING</b>								
16-17-1	HOUSING, C70, C73, IM, LY1 . . . . .	8	-	-	-	55-58	1	*1739 981
<b>16-20-0 PROPELLER SHAFT FLANGE OR YOKE</b>								
16-20-1	FLANGE, Trans. Shaft, D62, D63-1, All, S22, C67, except Est. Wgn. . . . .	6-8	55-56	56	55	55 (1)	1	1326 775
	P29 Fury, D63-D500 w/PowerFlite, D63-1 Texan, D63-2, D63-3, S23, C71 w/o Power Pkg., All . . . . .	8	56	56	56	56	1	1483 744
	D63-D500 w/Std. Trans., S21, S24, All, S22, C67, All, AFTER, C68, C69, C71 w/Power Pkg., C72, All . . . . .	8	-	56	55-56	55-56 (2)	1	1406 669
	C70, C73, w/PowerFlite . . . . .	8	-	-	-	55-56	1	*1637 318
	Front, C70 . . . . .	8	-	-	-	55	1	*1637 318
	C70, C73, w/Auto. 3 Speed Trans. . . . .	8	-	-	-	56	1	1636 451

NOTE 1: C67 Windsor, except Est. Wgn., UP TO W55-1369.

Also W55-1372	W55-1518	W55-1531	W55-1572	W55-1611
1374	1519	1532	1573	1612
1376	1520	1540	1574	1615
1379	1521	1551	1575	1616
1381	1522	1552	1581	1621
1387	1523	1554	1586	1723
1389	1524	1555	1589	1731
1513	1525	1558	1596	1748
1514	1526	1560	1597	1806
1515	1527	1561	1598	2645
1516	1529	1570	1603	3100
1517	1530	1571	1609	

NOTE 2: C67 Windsor, except Est. Wgn., w/PowerFlite AFTER W55-1369.

Except W55-1372	W55-1518	W55-1531	W55-1572	W55-1611
1374	1519	1532	1573	1612
1376	1520	1540	1574	1615
1379	1521	1551	1575	1616
1381	1522	1552	1581	1621
1387	1523	1554	1586	1723
1389	1524	1555	1589	1731
1513	1525	1558	1596	1748
1514	1526	1560	1597	1806
1515	1527	1561	1598	2645
1516	1529	1570	1603	3100
1517	1530	1571	1609	

Also used w/Std. Trans. No. 1 Job.

★ Indicates use as required.

☐ Indicates parts not listed in any previous parts book.

\* Indicates change or addition.

Numerals in parentheses ( ) refer to notes.

Prices and specifications subject to change without notice.

# 1955-58 PASSENGER CAR PARTS LIST

PROPELLER SHAFT  
AND UNIVERSAL JOINT

CODE	PART NAME AND DESCRIPTION	NO. OF CYL.	PLYMOUTH	DODGE	DESOTO	CHRYSLER AND IMPERIAL	PER CAR	PART NUMBER
	FLANGE, Trans. Shaft, P30, P31, w/Std. Trans. and PowerFlite, D66, D72, All, D67, D70, D71, S25, S27, C75-1, w/Std. Trans. and PowerFlite. . . . .	6-8	57-58	57-58	57-58	57-58	1	1636 452
	w/Std. Trans., except Sub. . . . .	6-8	57	-	-	-	1	1326 775
	D67, D70, D71, C75, C76, w/Auto. 3 Speed Trans. . . . .	8	57-58	57-58	57-58	57-58	1	1636 453
	IM, LY1 . . . . .	8	-	-	-	57-58	1	*1731 191
	FLANGE, Axle Drive Pinion, D62, D63-1, All, S22, C67, except Est. Wgn. . . . .	6-8	55-56	56	55	55 (1)	1	853 563
	P29 Fury, D63-1 Texan, D63-2, D63-3, All, S23, C67, C71 w/o Power Pkg., except Est. Wgn. . . . .	8	56	56	56	55-56 (2)	1	853 564
	S21, S24, All, S22, S23, C67, C71 w/o Power Pkg., Est. Wgn., C68, C69, C71 w/Power Pkg., C72, C73, All . . . . .	8	-	-	55-56	55-56	1	1406 005
	C70 . . . . .	8	-	-	-	55-56	1	1406 007
	Domestic . . . . .	6	57	57	-	-	1	853 564
	Export . . . . .	6	57	-	-	-	1	1633 954
	Domestic . . . . .	6	58	58	-	-	1	*1828 646
	Export . . . . .	6	58	58	-	-	1	*1828 644
	Domestic . . . . .	8	58	58	58	58	1	*1828 644
	Export . . . . .	8	57	57	57	57	1	*1738 748
16-20-2	P31, w/Auto. 3 Speed Trans. . . . .	8	57	57	57	57	1	*1738 748
	WASHER, Axle Flange, S22, S23, C67, C71 w/o Power Pkg., except Est. Wgn. . . . .	6-8	55-58	55-58	55-58	55-58	1	1556 556
	S21, S24, All, S22, S24, C67, C71 w/o Power Pkg., Est. Wgn., C68, C69, C70, C71 w/Power Pkg., C72, C73, All . . . . .	8	-	-	55-56	55-56	1	1556 357
	WASHER, Trans., Flange, C70, C73, w/PowerFlite, C71, C72, All . . . . .	6-8	55-56	55-56	55-56	55-56	1	684 748
	C70, C73, w/Auto. 3 Speed Trans. . . . .	6-8	57-58	57-58	57-58	56-58	1	1556 556
16-20-3	NUT, Axle Flange, S22, S23, C67, C71 w/o Power Pkg., except Est. Wgn. . . . .	6-8	55-57	55-57	55-57	55-57	1	1556 638
	S21, S24, All, S22, S23, C67, C71 w/o Power Pkg., Est. Wgn., C68, C69, C70, C71 w/Power Pkg., C72, C73, All . . . . .	8	-	-	55-56	55-56	1	1613 539
	NUT, Trans. Flange, C70, C73, w/Auto. 3 Speed Trans. . . . .	6-8	57-58	57-58	57-58	56-58	1	1556 638
	C75, C76, w/Auto. 3 Speed Trans. . . . .	6-8	57-58	57-58	57-58	57-58	1	1732 300

NOTE 1: C67 Windsor, except Est. Wgn., UP TO W55-1369.

Also W55-1372	W55-1518	W55-1531	W55-1572	W55-1611
1374	1519	1532	1573	1612
1376	1520	1540	1574	1615
1379	1521	1551	1575	1616
1381	1522	1552	1581	1621
1387	1523	1554	1586	1723
1389	1524	1555	1589	1731
1513	1525	1558	1596	1748
1514	1526	1560	1597	1806
1515	1527	1561	1598	2645
1516	1529	1570	1603	3100
1517	1530	1571	1609	

NOTE 2: C67 Windsor, except Est. Wgn., w/PowerFlite AFTER W55-1369.

Except W55-1372	W55-1518	W55-1531	W55-1572	W55-1611
1374	1519	1532	1573	1612
1376	1520	1540	1574	1615
1379	1521	1551	1575	1616
1381	1522	1552	1581	1621
1387	1523	1554	1586	1723
1389	1524	1555	1589	1731
1513	1525	1558	1596	1748
1514	1526	1560	1597	1806
1515	1527	1561	1598	2645
1516	1529	1570	1603	3100
1517	1530	1571	1609	

Also used w/Std. Trans. No. 1 Job.

\* Indicates use as required.

Numerals in parentheses ( ) refer to notes.

Printed in U.S.A.

⊠ Indicates parts not listed in any previous parts book.

Prices and specifications subject to change without notice.

Jan. 30, 1958 Supersedes Oct. 10, 1957.

\* Indicates change or addition.

CODE	PART NAME AND DESCRIPTION	NO. OF CYL.	PLYMOUTH	DODGE	DESOTO	CHRYSLER AND IMPERIAL	PER CAR	PART NUMBER
16-20-2	WASHER, Axle Flange, S22, S23, C67, C71 w/o Power Pkg., except Est. Wgn. . . . .	6-8	55-58	55-58	55-58	55-58	1	*1556 556
	S21, S24, All, S22, S24, C67, C71 w/o Power Pkg., Est. Wgn., C68, C69, C70, C71 w/Power Pkg., C72, C73, All . . . . .	8	-	-	55-56	55-56	1	1556 557
	WASHER, Trans., Flange, C70, C73, w/PowerFlite, C71, C72, All . . . . .	6-8	55-56	55-56	55-56	55-56	1	684 748
	C70, C73, w/Auto. 3 Speed Trans. . . . .	6-8	57-58	57-58	57-58	56-58	1	*1556 556
16-20-3	NUT, Axle Flange, S22, S23, C67, C71 w/o Power Pkg., except Est. Wgn. . . . .	6-8	55-57	55-57	55-57	55-57	1	1556 638
	S21, S24, All, S22, S23, C67, C71 w/o Power Pkg., Est. Wgn., C68, C69, C70, C71 w/Power Pkg., C72, C73, All . . . . .	8	-	-	55-56	55-56	1	1613 539
	NUT, Trans. Flange, C70, C73, w/Auto. 3 Speed Trans. . . . .	6-8	57-58	57-58	57-58	56-58	1	*1556 638
	C75, C76, w/Auto. 3 Speed Trans. . . . .	6-8	57-58	57-58	57-58	57-58	1	*1732 300

**NOTES**

---

---

---

---

---

---

---

---

---

---

---

---

---

---

---

---

---

---

---

---

---

---

---

---

---

---

---

---

---

---

