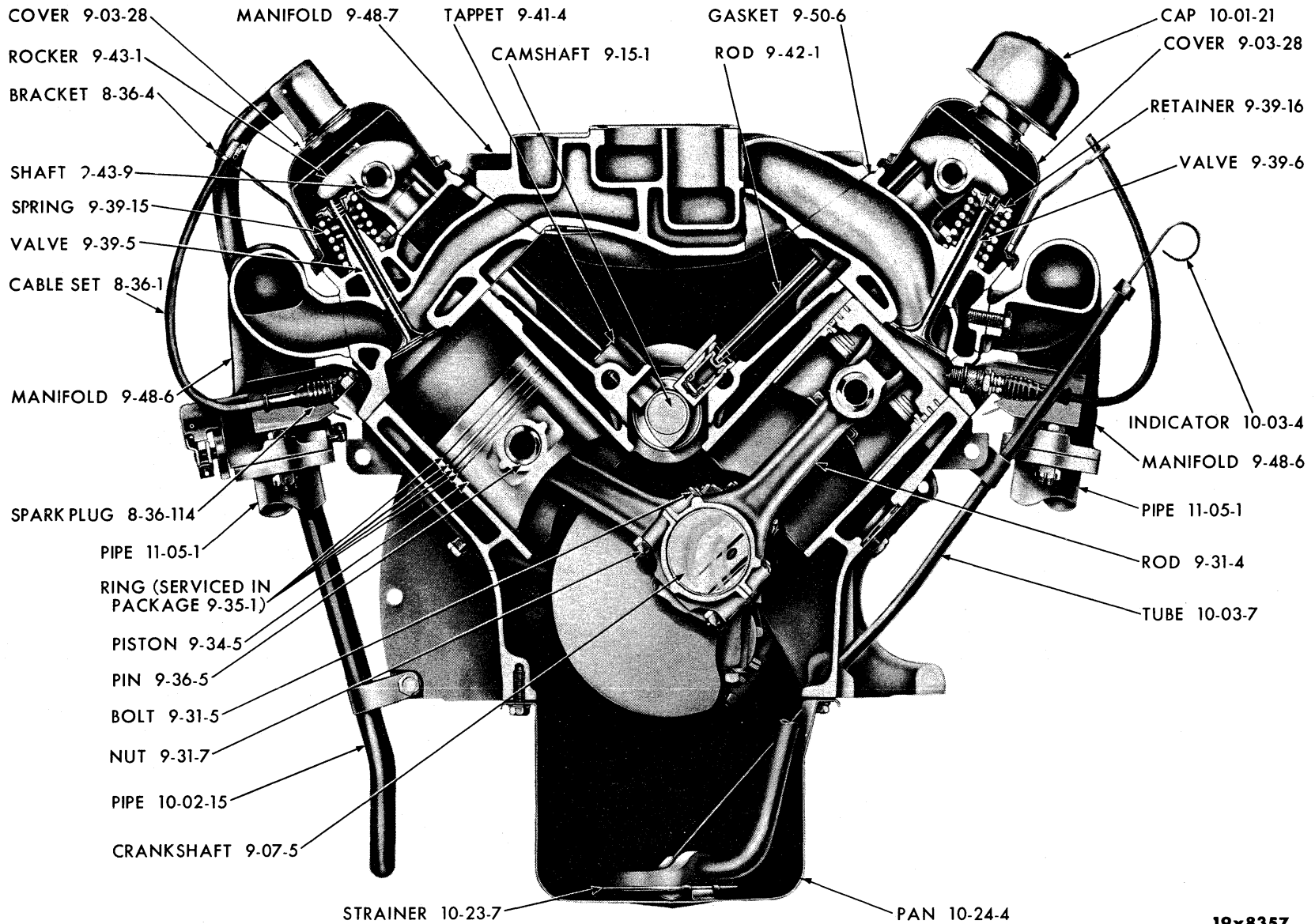


19x6833A

Plate 10-1

ENGINE OILING (V8 CYLINDER - DOUBLE ROCKER SHAFT)

GROUP 10 - ENGINE OILING



19x8357

Plate 10-1A

ENGINE OILING (V8 CYLINDER) - PLYMOUTH LP2-FURY, DODGE LD2-D500, DESOTO LS1-2-3

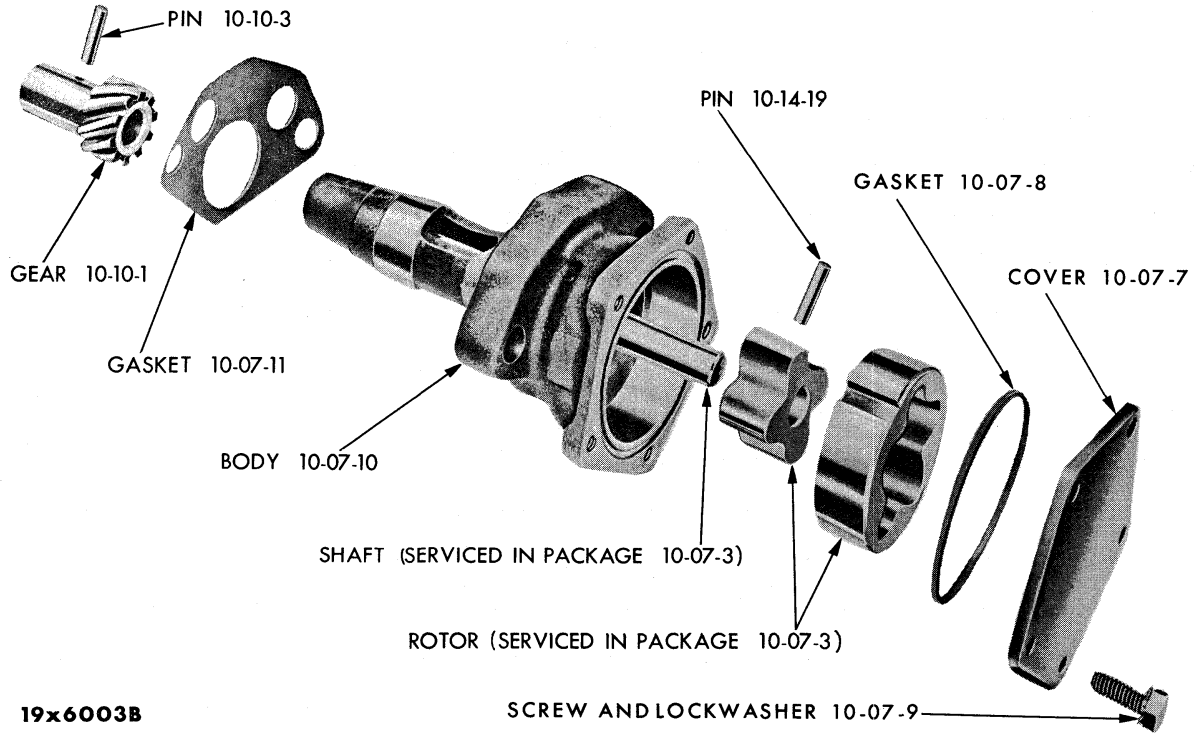


Plate 10-2

OIL PUMP - 6 CYLINDER

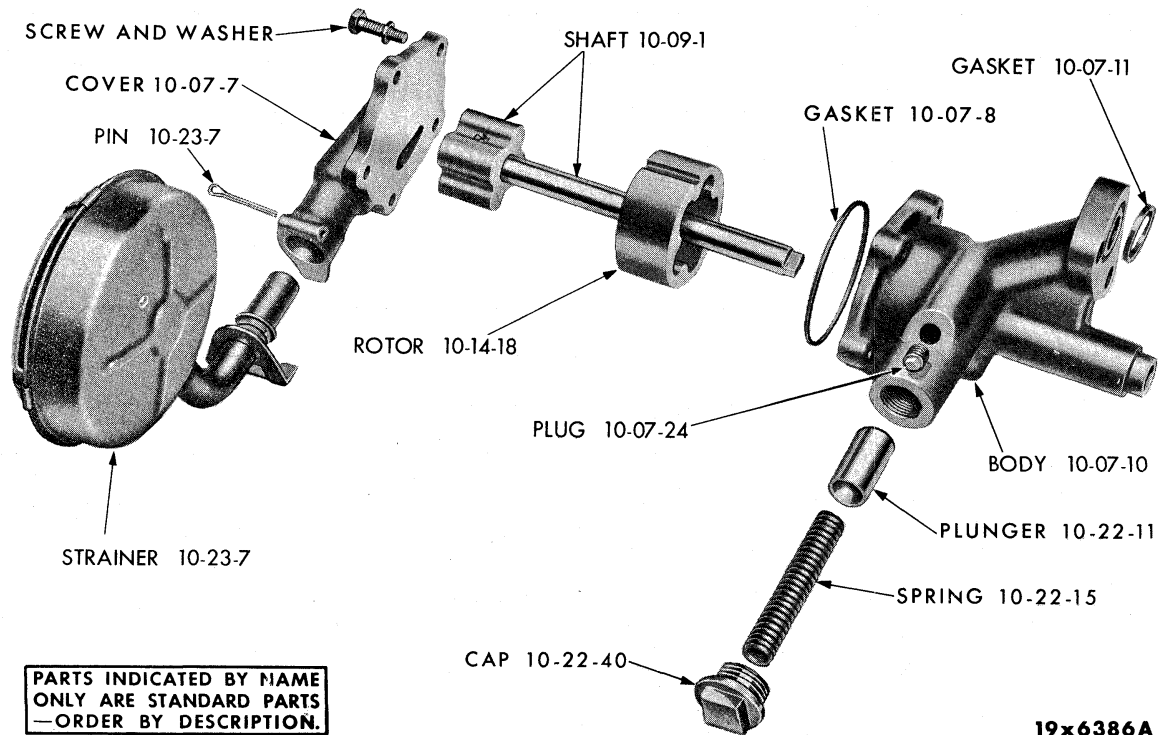


Plate 10-3

OIL PUMP - V8 CYLINDER

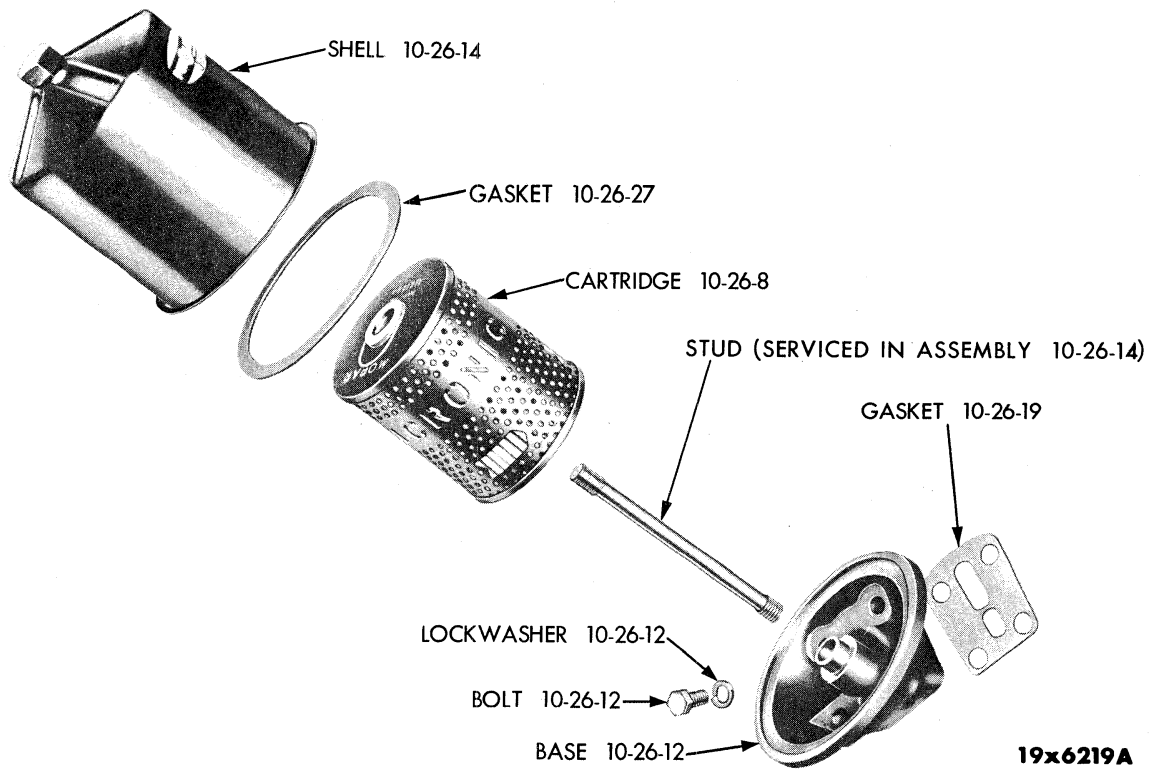
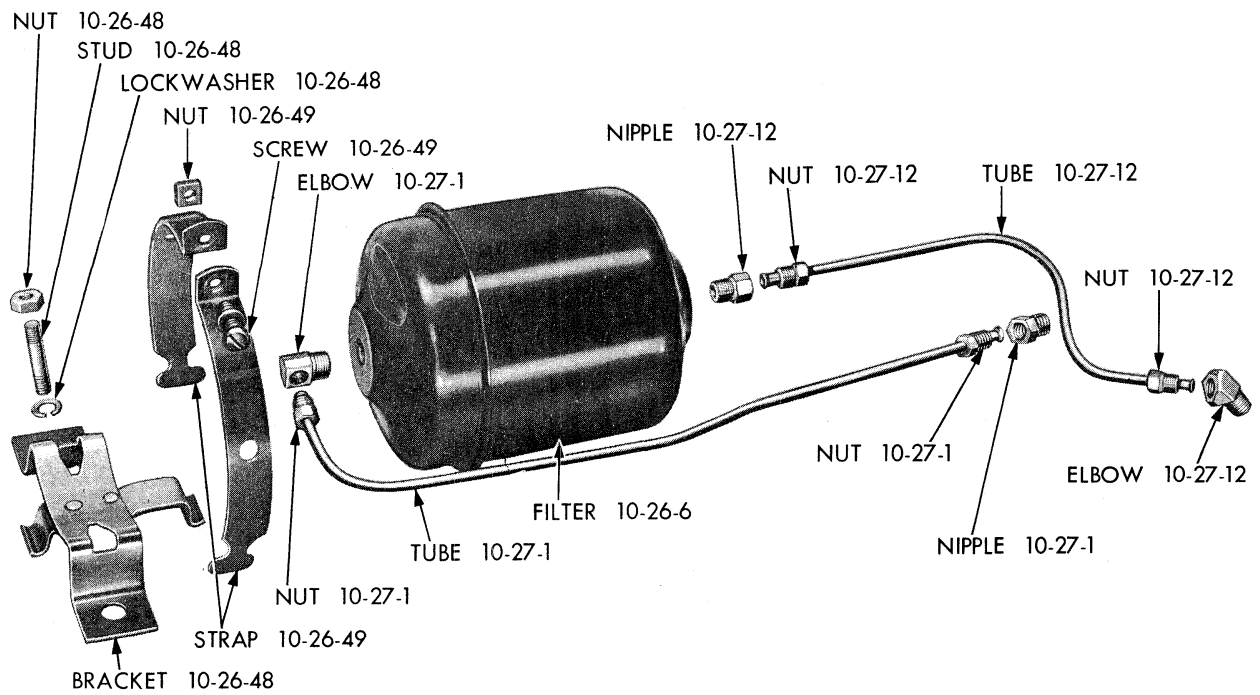


Plate 10-4

OIL FILTER - REPLACEABLE CARTRIDGE TYPE



19x6533

Plate 10-5

OIL FILTER - SEALED CAN TYPE

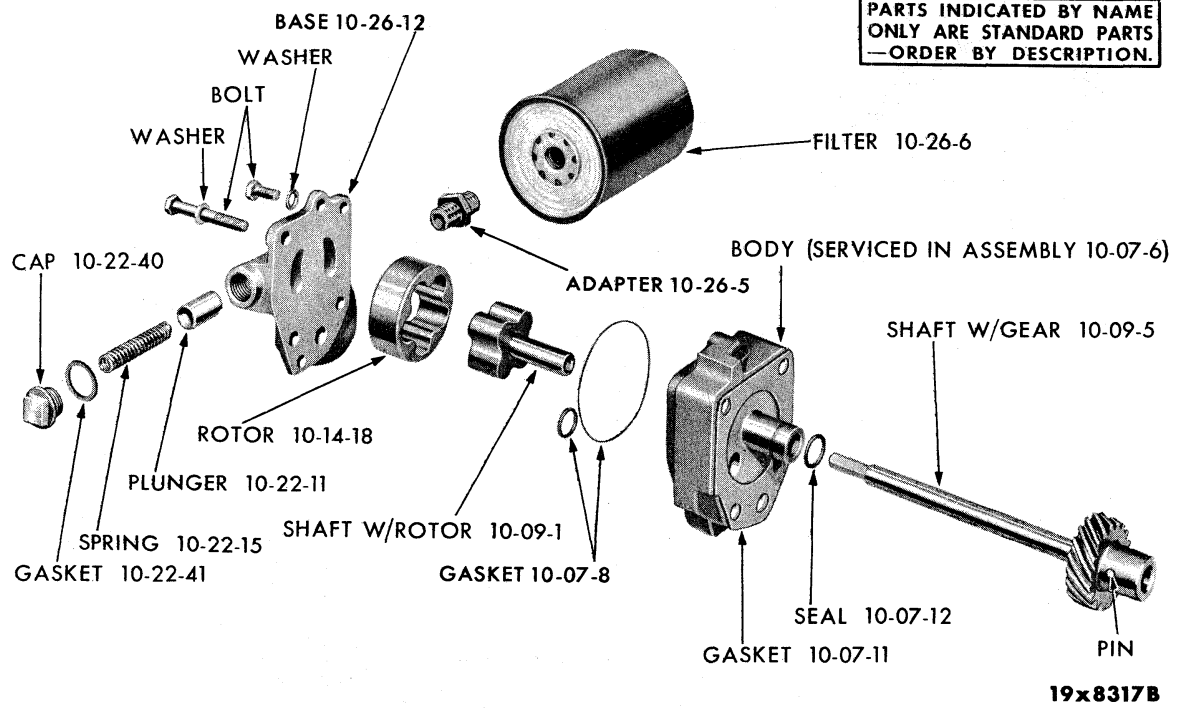


Plate 10-6 OIL FILTER AND PUMP - V8 CYLINDER - EXCEPT MP2 W/O HIGH PERFORMANCE, MD2

NOTES

CODE	PART NAME AND DESCRIPTION	NO. OF CYL.	PLYMOUTH	DODGE	DESOTO	CHRYSLER AND IMPERIAL	PER CAR	PART NUMBER
10-01-0 CRANKCASE BREATHER PIPE								
10-01-9	PIPE, w/o Power Strg., UP TO	6	55-57 (5)	55-57 (5)	-	-	1	*1407 686
	w/Power Strg., P28, D62, w/30 Amp. Gen. . .	6	55-56	55-56	-	-	1	1550 881
	w/o Power Package	8	55	55-56	-	-	1	1484 788
	w/o Air Conditioning	8	56	-	-	-	1	1484 788
	w/Power Brakes, w/PowerFlite	8	56	-	-	-	1	1674 618
	w/o Air Conditioning	8	-	-	55-56	-	1	1326 616
	w/Air Conditioning	8	-	-	56	-	1	1671 077
	w/40, w/50 or 55 Amp. Generator	6	55	55	-	-	1	*1821 553
	w/Power Package	8	55	55-56	-	-	1	1632 224
	w/Air Conditioning	8	56	-	-	-	1	1632 224
	w/Power Strg.	6	57	57	-	-	1	1550 881
	w/30, 40 or 50 Amp. Gen.	6	57-58	57-58	-	-	1	*1821 553
	w/o Power Strg., AFTER	6	57 (5)	57 (5)	-	-	1	*1827 505
		6	58	58	-	-	1	1827 505
	w/Power Package, S27	8	-	57	57	-	1	1632 224
	w/o Power Package, S27	8	-	57	57	-	1	1484 788
	LD2	8	-	58	-	-	1	1484 788
	S25, S26	8	-	-	57	-	1	1326 616
10-01-10	SCREEN	6	-	55-58	-	-	1	871 851
10-01-12	PLUG, Hole, Cylinder Block, LD2	8	-	58	-	-	1	* 381 209
10-01-21	AIR CLEANER, Inlet	6	55	55	-	-	1	1311 809
		8	55	55	55	55	1	1639 875
	Heavy Duty	8	56-58 (1)	58	58	-	1	*1821 198
		8	56 (2)	-	-	-	1	1672 583
	P28, P30, All, Std., UP TO	6-8	56-57 (3)	56-57 (3)	56-57 (3)	-	1	1673 677
	Std., AFTER	6-8	57-58 (3)	57-58 (3)	57-58 (3)	-	1	1821 198
		8	-	-	-	56-58	1	*1821 198
	LD2-500, w/or w/o Fuel Injection	8	-	58	-	-	1	1821 198
10-01-40	CLAMP, w/Power Brakes and w/PowerFlite . .	8	56-57	-	-	-	1	870 469
10-01-44	BRACKET	8	55	55-56	-	-	1	1632 485
	w/Power Package	8	-	57	-	-	1	1632 485

10-02-0 CRANKCASE VENTILATOR								
10-02-8	AIR CLEANER, Outlet Pipe, w/Std. Trans. . .	6	55-56	55-56	-	-	1	1315 669
	w/PowerFlite	6	55	55-56	-	-	1	1535 087
	w/Std. Trans., Heavy Duty	6	56	-	-	-	1	1535 087
	Heavy Duty	6	57	57	-	-	1	1315 669
		6	58	58	-	-	1	1315 669
	w/Std. Trans.	8	55	55	-	-	1	1614 714
	w/PowerFlite	8	55-56	55	-	-	1	1614 713
	w/Std. Trans.	8	56 (1)	-	-	-	1	1674 710
		6	57	57	-	-	1	1315 669
	AFTER	8	57 (4)	-	-	-	1	1825 922

NOTE 1: P29 FROM Eng. No. P29-1001 thru P29-40000 and P29-80001 thru P29-250000 and AFTER P29-274010.

NOTE 2: P29 FROM Eng. No. P29-41001 thru P29-30000 and P29-250001 thru P29-274009.

NOTE 3: P30 Eng. No. P30-86033 D66, D67, D70, D71, S27, Eng. No. KDS-99200
 S25 Eng. No. 23170 D72 Eng. No. 11440
 S26 Eng. No. 15836

NOTE 4: P31 Ser. No. 16150930, LHD.

NOTE 5: P30 approx. Eng. No. 98400 D72 approx. Eng. No. 13900

1955-58 PASSENGER CAR PARTS LIST

ENGINE OILING

CODE	PART NAME AND DESCRIPTION	NO. OF CYL.	PLYMOUTH	DODGE	DESOTO	CHRYSLER AND IMPERIAL	PER CAR	PART NUMBER
	w/Std. Trans.	8	-	56	-	-	1	1637 692
	w/PowerFlite.	8	-	56	-	-	1	1637 691
	S25, S27, C75-1 Export, w/Std. Trans.	8	-	57	57	57	1	1735 792
	w/Auto. Trans., C76, IM, Export	8	-	57	57	57-58	1	*1737 814
		8	-	58	58	-	1	1825 922
	w/Std. Trans., w/o Power Pkg., C67, C71	8	-	-	55-56	55-56	1	1613 787
	w/PowerFlite or w/Power Pkg., C67, C71, UP TO	8	-	-	55-56	55-56 (3)	1	1552 707
	C68, C69, C70, C72, C73	8	-	-	-	55-56	1	1552 707
	w/Auto. Trans., Export, LC1, LC2, C76, LC3, IM, LY1	8	-	-	-	57-58	1	1737 814
	Screw or Bolt, 5/16"-18 x 14"	6	55-56	56	-	-	1	189 298
10-02-10	SPACER, Outlet Pipe Air Cleaner	6	57-58	57-58	-	-	1	1610 419
10-02-11	GASKET, Outlet Pipe Air Cleaner, except P31 and LP2	6-8	55-58	55-58	55-57	55-58	1	301 034
10-02-14	SPACER, Bracket, C67	8	-	55	-	55	1	1613 981
10-02-15	PIPE, Outlet, w/Std. Trans.	6	55-56	-	-	-	1	1315 670
	w/PowerFlite	6	55	-	-	-	1	1610 432
	w/PowerFlite	6	56	-	-	-	1	1732 997
		8	55	-	-	-	1	1550 349
	w/Std. Trans.	8	56 (2)	-	-	-	1	1670 440
	w/Std. Trans., w/o Air Cleaner	8	56 (1)	-	-	-	1	1670 481
	w/Air Cleaner	8	56 (1)	-	-	-	1	1674 709
	w/PowerFlite	8	56 (1)	-	-	-	1	1670 441
	w/PowerFlite	8	56 (2)	-	-	-	1	1550 349
	Use w/o Air Cleaner	6	57-58	57-58	-	-	1	1821 298
	Use w/Air Cleaner	6	57-58	57-58	-	-	1	1821 916
	Use w/Air Cleaner	8	57	-	-	-	1	1821 814
	Use w/o Air Cleaner	8	57	-	-	-	1	1821 817
	LP2, LP2 Fury, w/318 cu. in. Engine	8	58	-	-	-	1	1821 814
	LP2 Fury w/or w/o Fuel Injection, w/350 cu. in. Engine, LD2-D500	8	58	58	-	-	1	1851 519
	w/Std. Trans., Std.	6	-	55-56	-	-	1	868 454
	w/Std. Trans., Heavy Duty	6	-	55-56	-	-	1	1315 670
	w/PowerFlite, Std.	6	-	55-56	-	-	1	1610 430
	w/PowerFlite, Heavy Duty	6	-	55-56	-	-	1	1610 432
	Std.	8	-	55	-	-	1	1615 563
	Heavy Duty	8	-	55	-	-	1	1550 349
	w/Std. Trans.	8	-	56	-	-	1	1670 440
	Heavy Duty	8	-	56	-	-	1	1637 690
	w/PowerFlite	8	-	56	-	-	1	1670 441
	Use w/o Air Cleaner, S27	8	-	57	57	-	1	1735 814
	Use w/Air Cleaner, S27	8	-	57	57	-	1	1735 815
	LD2	8	-	58	-	-	1	1851 921
	LD3	8	-	58	58	-	1	1851 519
	w/Std. Trans., S25	8	-	-	57	-	1	1821 633
	w/Auto. Trans., w/o Air Cleaner, S25	8	-	-	57	-	1	1735 787
	Use w/Air Cleaner, C75, C76, LC1, LC2, LC3, IM, LY1, Export, S25	8	-	-	57	57-58	1	*1735 785
	S26	8	-	-	57	-	1	1735 785
	w/Std. Trans.	8	-	-	55-56	-	1	1616 241
	w/PowerFlite, w/o Air Cleaner, S23	8	-	-	55-56	-	1	1613 982
	Heavy Duty	8	-	-	55-56	-	1	1613 984
	C71, w/ and w/o Power Pkg., UP TO	8	-	-	-	55-56 (3)	1	1613 976
	C71 w/Power Pkg. or w/PowerFlite, AFTER	8	-	-	-	56 (3)	1	1613 978
	C71 w/o PowerFlite	8	-	-	-	56	1	1616 243
	w/Std. Trans., C75-1	8	-	-	-	57	1	1735 788
	w/Auto. Trans., w/o Air Cleaner, C75	8	-	-	-	57	1	1735 784
	LC1, LC2	8	-	-	-	58	1	1735 784

NOTE 1: P29 FROM Eng. No. P29-1001 thru P29-40000 and P29-80001 thru P29-250000 and AFTER P29 274010.

NOTE 2: P29 FROM Eng. No. P29-41001 thru P29-80000 and P29-250001 thru P29-274009.

NOTE 3: C71 Windsor Ser. No. W56-36733, w/Power Pkg.

★ Indicates use as required.

Numerals in parentheses () refer to notes.

Printed in U.S.A.

☐ Indicates parts not listed in any previous parts book.
Nov. 10, 1958 Supersedes Jan. 30, 1958.

Prices and specifications subject to change without notice.

* Indicates change or addition.

PASSENGER CAR PARTS LIST 1955-58

ENGINE OILING

Page 10-7

CODE	PART NAME AND DESCRIPTION	NO. OF CYL.	PLYMOUTH	DODGE	DESOTO	CHRYSLER AND IMPERIAL	PER CAR	PART NUMBER
	C76, LC3, IM, LY1	8	-	-	-	57-58	1	1821 187
	Screw or Bolt, 5/16" - 18 x 4"	6	56	55-56	-	-	1	189 298
	Stud	8	-	-	55	-	1	144 469
10-02-17	GASKET, Outlet Pipe, LD1	6-8	55-58	55-58	55-57	55-58	1	301 034
10-02-18	SCREW, Outlet Pipe, w/Air Conditioning, D66, D67, S27	8	-	57	57	-	1	1735 821
	w/Air Conditioning, S25, S26	8	-	-	57	-	1	1735 820
10-02-20	BRACKET, Outlet Pipe, w/PowerFlite	8	56	-	-	-	1	1670 483
10-02-24	ELBOW, Outlet Pipe	8	56	-	-	-	1	1670 485
10-02-30	GASKET, Outlet Pipe Stud, S25, S26	8	-	-	55-57	57	1	693 959
10-02-33	CLAMP, Outlet Pipe	8	56 (2)	-	-	-	1	1670 482
		8	56 (1)	-	-	-	1	870 469
	CLIP, Outlet, w/PowerFlite	8	56	-	-	-	1	1670 484
10-03-0 OIL LEVEL INDICATOR								
10-03-4	INDICATOR	6	55-57	55-57	-	-	1	1142 451
	P29 w/o Air Conditioning	8	55-56 (2)	55-56	-	-	1	1550 860
	P29 w/o Air Conditioning	8	56 (1)	-	-	-	1	1618 711
	w/Air Conditioning	8	56	-	-	-	1	1670 368
		8	57	-	-	-	1	1821 169
		6	58	58	-	-	1	1821 878
	LP2, LP2 Fury, w/318 cu. in. Engine	8	58	-	-	-	1	1821 169
	LP2 Fury, w/350 cu. in. Engine, LD2-500, LD3, All	8	58	58	58	-	1	1737 737
		8	-	-	55	-	1	1327 470
		8	-	-	56	-	1	1673 776
	S27	8	-	57	57	-	1	1676 282
	LD2	8	-	58	-	-	1	1676 282
	S25, S26	8	-	-	57	-	1	1730 441
		8	-	-	-	55-56	1	1326 976
	C68-300, C72-300	8	-	-	-	55-56	1	1639 217
	LC2	8	-	-	-	57-58 (4)	1	1671 898
	C76-300, LC3, LY1, UP TO	8	-	-	-	57-58 (3)	1	1671 898
	C76-300, AFTER	8	-	-	-	57 (3)	1	1827 974
	LC1, LC2	8	-	-	-	58 (5)	1	1827 432
10-03-7	TUBE	6	55-58	55-58	-	-	1	1142 452
	w/o Air Conditioning	8	55-56 (2)	55-56	-	-	1	1550 861
	w/o Air Conditioning	8	56 (1)	-	-	-	1	1738 315
	w/Air Conditioning	8	56	-	-	-	1	1670 369
	LP2, LP2 Fury, w/318 cu. in. Engine	8	57-58	-	-	-	1	1738 315
	LP2 Fury, w/350 cu. in. Engine, LD2-500, LD3	8	58	58	58	-	1	1737 738
	S25, S26	8	-	-	55-57	-	1	1672 589
	S27, LD2	8	-	57-58	57	-	1	1821 879
		8	-	-	-	55-58	1	1326 978
	C68-300, C72-300	8	-	-	-	55-56	1	1639 197
10-03-10	CLIP, Tube Bracket, UP TO	8	-	-	55-56	55-57 (6)	1	639 161
		8	56-58 (1)	-	-	-	1	1738 316
		8	56 (2)	56	-	-	1	1671 089
	S27	8	-	57	57	-	1	1676 284
	Bolt, 1/4"-28 x 1/2"	8	-	-	55	55	1	181 561
	Nut	8	-	-	55	55	1	120 367

NOTE 1: P29 FROM Eng. No. P29-1001 thru P29-40000 and P29-80001 thru P29-250000 and AFTER P29-274010.

NOTE 2: P29 FROM Eng. No. P29-41001 thru P29-80000 and P29-250001 thru P29-274009.

NOTE 3: C76-300 Eng. No. 3NE57-3127.

NOTE 4: LC2 FROM Eng. No. 58S-1201 thru 58S-1500 L.A. Blt.

NOTE 5: LC2 UP TO Eng. No. 58S-1201 and AFTER 58S-1500 L.A. Blt.

NOTE 6: C75-1 Eng. No. WE57-27288, C75-2 Eng. No. LE57-16255, C76 except C76-300 Eng. No. NE57-17356, C76-300 Eng. No. 3 NE57-1864, IM Eng. No. CE57-16946.

1955-58 PASSENGER CAR PARTS LIST

ENGINE OILING

CODE	PART NAME AND DESCRIPTION	NO. OF CYL.	PLYMOUTH	DODGE	DESOTO	CHRYSLER AND IMPERIAL	PER CAR	PART NUMBER
10-03-11	BRACKET, Tube, C67, C71, w/o Power Package	8	-	-	55	55-56	1	1632 509
	S25, S26	8	-	-	56-57	-	1	1821 179
	S24 Adventurer.	8	-	-	56	-	1	1732 605
	C67, C71, w/Power Package, C68, C69, C70, C72, C73, LC3, LY1	8	-	-	-	55-58	1	1827 828
10-05-0 OIL GAUGE TUBE OR HOSE								
10-05-4	TUBE, Oil Gauge Hose to Oil Gauge.	6	55	-	-	-	1	861 525
		6	-	55	-	-	1	861 548
		6	-	56	-	-	1	861 523
10-05-7	TUBE, Engine to Oil Gauge Hose, AFTER	6-8	55 (7)	-	-	-	1	861 539
	UP TO	8	55 (7)	-	-	-	1	861 540
		6	-	55-58	-	-	1	861 534
	S27, UP TO	8	-	56-57 (4)	57 (5)	-	1	861 539
	S27, LS1, LD2, LD3 AFTER	8	-	57-58 (4)	57-58 (5)	-	1	861 540
	S25, LS2, S26, LS3	8	-	-	55-58	55-58	1	861 541
10-05-10	ELBOW, Engine to Oil Gauge Tube, S25, S26 P29, S27, LD1, LD3	6-8	55	55	55-57	55-58	1	657 039
		6-8	56	56-58	57-58	-	1	694 660
10-05-12	NUT and SLEEVE, Oil Gauge Tube	6	55	55	-	-	1	1319 043
		6-8	56	56-58	56-58	56-58	1	1319 043
10-05-16	GROMMET, Tube	6	55	-	-	-	1	1370 461
	w/Overdrive	6	-	55-56	-	-	1	1370 461
10-05-19	HOSE, Engine to Oil Gauge	6	55-56	55-56	-	-	1	655 498
		8	-	55-56	-	-	1	1325 343
		6-8	-	57-58	-	-	1	1739 240
	S25, LS2, S26, LS3	8	-	-	57-58	-	1	1739 237
	S27, LHD., UP TO	8	-	-	57 (3)	-	1	1739 239
	S27, LS1, LHD., AFTER	8	-	-	57-58 (3)	-	1	1828 481
		8	55	-	55-56	55-58	1	1313 643
10-07-0 OIL PUMP								
10-07-3	SHAFT and ROTOR PACKAGE, Drive	6	55-58	55-58	-	-	1	1316 143
10-07-6	PUMP, Oil, LHD.	6	55-58	55-58	-	-	1	1314 607
		8	55	55	-	-	1	1532 875
	LD2	8	56 (2)	55-58	57	57-58	1	1851 434
	LP2, LP2 Fury, w/318 cu.in. Engine	8	56-58 (1)	-	-	-	1	1618 949
	LP2 Fury, w/350 cu. in. Engine, LD2-500, LD3	8	58 (6)	58 (6)	58 (6)	-	1	*1737 618
		8	-	-	55	-	1	1327 466
		8	-	-	56	-	1	1635 789
		8	-	-	-	55-56	1	1630 248
	Screw or Bolt, 3/8"-24 x 3/4"	6	55	55	-	-	2	271 494
	Screw or Bolt, 3/8"-16 x 3"	8	55-56	55-56	-	-	2	180 138
	Screw or Bolt, 3/8"-16 x 1 1/4"	8	-	-	55	-	2	138 243
	Screw, 3/8"-16 x 1 1/8"	8	-	-	-	55	2	180 123
10-07-7	COVER	6	55-58	55-58	-	-	1	1124 724
	LD2	8	55-58	55-58	57	57-58	1	1406 254
		8	-	-	55-56	55-56	1	1323 361
10-07-8	GASKET, Large, LP2, LP2 Fury, w/318 cu. in. Engine, LP1, LD2	6-8	55-58	55-58	55-57	55-58	1	1124 984
	Small, LP2, LP2 Fury, w/318 cu. in. Engine, LD2	8	55-58	55-58	57	57-58	1	1552 291
	Small, LP2 Fury, w/350 cu. in. Engine, LD2-D500, LD3, All	8	58	58	58	-	1	1737 726
	Large, LP2 Fury, w/350 cu. in. Engine, LD2-D500, LD3, All	8	58	58	58	-	1	1737 727

NOTE 1: P29 FROM Eng. No. P29-1001 thru P29-40000 and P29-80001 thru P29-250000 and AFTER P29 274010.

NOTE 2: P29 FROM Eng. No. P29-41001 thru P29-80000 and P29-250001 thru P29-274009.

NOTE 3: S27 Ser. No. 58031816.

NOTE 4: D66 Ser. No. 35191482 D67 Ser. No. 37257899

NOTE 5: S27 Ser. No. 58007743.

NOTE 6: When using as replacement specify 1855 327 Gasket.

NOTE 7: P27 Ser. No. 15768594.

★ Indicates use as required.

Numerals in parentheses () refer to notes.

Printed in U.S.A.

⊞ Indicates parts not listed in any previous parts book.

Prices and specifications subject to change without notice.

Nov. 10, 1958 Supersedes June 25, 1958.

* Indicates change or addition.

CODE	PART NAME AND DESCRIPTION	NO. OF CYL.	PLYMOUTH	DODGE	DESOTO	CHRYSLER AND IMPERIAL	PER CAR	PART NUMBER
10-07-10	BODY	6	55-58	55-58	-	-	1	1314 611
		8	55	55	-	-	1	1406 253
		8	-	-	-	55-56	1	1630 249
10-07-11	GASKET, Body	6	55-58	55-58	-	-	1	695 442
	S27	8	55-57	55-57	57	-	1	1552 291
	LP2 Fury, LD2-500, w/or w/o Fuel							
	Injection, LD3, UP TO	8	58	58 (5)	58 (5)	-	1	1737 730
10-07-12	SEAL, Body, LD3, AFTER	8	-	58 (5)	58 (5)	-	1	1855 328
10-07-24	PLUG, Body	8	-	-	55-56	55-56	1	1400 476
10-09-0 OIL PUMP DRIVE SHAFT								
10-09-1	SHAFT, w/Inner Rotor	8	55	55	-	-	1	1328 850
	LD2	8	56 (2)	56-58	57	57-58	1	1630 273
	LP2, LP2 Fury, w/318 cu. in. Engine	8	56-58 (1)	-	-	-	1	1618 950
	LP2 Fury, w/350 cu. in. Engine LD2-500, LD3	8	58	58	58	-	1	*1737 719
		8	-	-	55	-	1	1327 468
		8	-	-	56	-	1	1635 790
		8	-	-	-	55-56	1	1323 367
10-09-5	SHAFT, Oil Pump and Distributor Drive, w/GEAR, LP2, LP2 Fury, w/318 cu. in. Engine LD2, S27	8	55-58	55-58	55-57	55-56	1	1323 369
	S25, S26	8	-	-	57	-	1	1732 828
	LC2, LC3, LY1	8	-	-	-	57-58 (3)	1	1732 826
	LP2 Fury, w/350 cu. in. Engine LD2-500, LD3, All	8	58	58	58	-	1	1739 604
	LC1, LC2	8	-	-	-	58 (4)	1	1827 282
	Pin, stght.	8	55-56	55-56	55-56	55-56	1	103 725
10-09-7	BUSHING, LP2, LP2 Fury, w/318 cu. in. Engine, LD2	8	55-58	55-58	55-57	55-58	1	1324 281
	LP2 Fury, w/350 cu. in. Engine, LD2-500, LD3, All	8	58	58	58	-	1	1737 725
10-10-0 OIL PUMP AND DISTRIBUTOR DRIVE GEAR								
10-10-1	GEAR	6	55-58	55-58	-	-	1	601 268
10-10-3	PIN	6	55-58	55-58	-	-	1	1316 559
10-14-0 OIL PUMP ROTOR								
10-14-18	ROTOR, Outer, LP2, LP2 Fury, w/318 cu. in. Engine LD2	8	55-58	55-58	55-57	55-58	1	1324 264
	LP2 Fury, w/350 cu. in. Engine, LD2-500, LD3	8	58	58	58	-	1	1737 722
10-14-19	PIN, LD1, LD2	6-8	55-58	55-58	55-57	55-58	1	867 386
10-16-0 OIL PUMP OUTLET PIPE								
10-16-4	PIPE	6	55-58	55-58	-	-	1	1555 519
	Nipple or Connector	6	55-56	55-56	-	-	2	425 223
10-18-0 OIL PUMP SUCTION PIPE								
10-18-4	PIPE	6	55-56	55-56	-	-	1	1405 355
		8	55	55	-	-	1	1554 669
		8	56	56	-	-	1	1619 630

NOTE 1: P29 FROM Eng. No. P29-1001 thru P29-40000 and P29-80001 thru P29-250000 and AFTER P29-274010.

NOTE 2: P29 FROM Eng. No. P29-41001 thru P29-80000 and P29-250001 thru P29-274009.

NOTE 3: LC2 FROM Eng. No. 58S-1201 thru 58S-1500 L.A. Blt.

NOTE 4: LC1 All, LC2 UP TO Eng. No. 58S-1201 and AFTER 58S-1500 L.A. Blt., LC2 All Det. Blt.

NOTE 5: LD3, LS1, Eng. No. L350-5775, LS2, LS3, Eng. No. L360-7570.

1955-58 PASSENGER CAR PARTS LIST

ENGINE OILING

CODE	PART NAME AND DESCRIPTION	NO. OF CYL.	PLYMOUTH	DODGE	DESOTO	CHRYSLER AND IMPERIAL	PER CAR	PART NUMBER
10-22-0 OIL PRESSURE RELIEF VALVE								
10-22-6	BODY, Cylinder Block, UP TO	8	56-57 (4)	-	-	55-58	1	1537 741
10-22-8	DISC, UP TO	8	56-57 (4)	-	-	55-58	1	1859 766
10-22-11	PLUNGER	6	55-58	55-58	-	-	1	1142 998
	LP2, LP2 Fury, w/318 cu. in. Engine, LD2 . .	8	55-58	55-58	55-57	55-58	1	1324 282
	LP2 Fury, w/350 cu. in. Engine, LD2-500, LD3, All	8	58	58	58	-	1	1737 741
10-22-15	SPRING	6	55-58	55-58	-	-	1	1119 994
	Cylinder Block, UP TO	8	56-57 (4)	-	-	55-58	1	1536 357
	Std., Red, LP2, LP2 Fury, w/318 cu. in. Engine, LD2	8	55-58	55-58	55-57	55-58	1	1328 352
	Light, Gray, LP2, LP2 Fury, w/318 cu. in. Engine, LD2	8	55-58	55-58	55-57	55-58	1	1400 502
	Heavy, Brown, LP2, LP2 Fury, w/318 cu. in. Engine, LD2	8	55-58	55-58	55-57	55-58	1	1400 503
	Std., Red, LP2 Fury, w/350 cu. in. Engine, LD2-D500, LD3, All	8	58	58	58	-	1	1737 742
	Light, Gray, LP2 Fury w/350 cu. in. Engine, LD2-D500, LD3, All	8	58	58	58	-	1	1737 743
	Heavy, Brown, LP2 Fury w/350 cu. in. Engine, LD2-D500, LD3, All	8	58	58	58	-	1	1737 744
10-22-17	RETAINER, Spring, P31 Lhd., UP TO	8	56-57 (4)	-	-	55-58	1	1537 742
10-22-40	CAP	6	55-58	55-58	-	-	1	618 621
	LP2, LP2 Fury, w/318 cu. in. Engine, LD2 . .	8	55-58	55-58	55-57	55-58	1	1328 353
	LP2 Fury, w/350 cu. in. Engine, LD2-D500, LD3, All	8	58	58	58	-	1	618 621
10-22-41	GASKET, Cap	6	55-58	55-58	-	-	1	618 622
	LD2-500, LD3	8	58	58	58	-	1	618 622
10-22-42	BODY, Oil Check Valve, LD2	8	55-56 (2)	55-58	55-57	55-58	1	1535 905
	UP TO	8	56 (1)	-	-	-	1	1630 939
	Ball	8	57 (3)	-	-	-	1	1630 939
10-22-43	SEAL, Oil Check Valve Body, LD2, UP TO . .	8	55-56	55-56	55-56	55-56	1	147 490
		8	55-57 (3)	55-58	55-57	55-58	1	1329 971
10-23-0 OIL STRAINER								
10-23-7	STRAINER	6-8	55-56	55-56	-	-	1	862 831
	Incl. Suction Pipe, UP TO	6	57 (5)	57	-	-	1	1739 348
	Incl. Suction Pipe, AFTER	6	57-58 (5)	57-58 (5)	-	-	1	1852 178
	LP2, LP2 Fury, w/318 cu. in. Engine, Incl. Suction Pipe	8	57-58	-	-	-	1	1821 168
	LP2 Fury, w/350 cu. in. Engine LD2-500, LD3, All, Incl. Suction Pipe	8	58	58	58	-	1	1737 751
		8	-	-	55-56	55-56	1	1324 213
	S27, LD2, Incl. Suction Pipe	8	-	57-58	57	-	1	1739 309
	S25, S26, Incl. Suction Pipe	8	-	-	57	-	1	1738 025
	LC2, LC3, LY1, incl. Suction Pipe	8	-	-	-	57-58 (6)	1	1737 988
	LC1, LC2, Incl. Suction Pipe	8	-	-	-	58 (7)	1	1827 279

NOTE 1: P29 FROM Eng. No. P29-1001 thru P29-40000 and P29-80001 thru P29-250000 and AFTER P29-274010.

NOTE 2: P29 FROM Eng. No. P29-41001 thru P29-80000 and P29-250001 thru P29-274009.

NOTE 3: P31 Eng. No. 10688.

NOTE 4: P31 Eng. No. 99553.

NOTE 5: P30 Eng. No. 137060.

NOTE 6: LC2 FROM Eng. No. 58S-1201 thru 58S-1500 L.A. Blt.

NOTE 7: LC2 UP TO Eng. No. 58S-1201 and AFTER 58S-1500 L.S. Blt. LC2 All Det. Blt.

CODE	PART NAME AND DESCRIPTION	NO. OF CYL.	PLYMOUTH	DODGE	DESOTO	CHRYSLER AND IMPERIAL	PER CAR	PART NUMBER
10-24-0 OIL PAN								
10-24-1	GASKET SET	6	55-58	55-58	-	-	1	933 438
	S27, LD2	8	55-56 (2)	55-58	57	-	1	1315 483
		8	56-58 (1)	-	-	-	1	1643 294
	S25, S26	8	-	-	55-57	-	1	1450 047
		8	-	-	-	55-58	1	1450 996
10-24-2	PLATE AND OIL SEAL PACKAGE, Front End	6	55-58	55-58	-	-	1	1115 100
10-24-4	PAN, Partial	6	55-56	55-56	-	-	1	1611 822
	Partial	8	55-56 (2)	56	-	-	1	1619 641
	Partial	8	-	55	56	-	1	1639 275
	Partial	8	56 (1)	-	-	-	1	1618 679
	Complete	6	57-58	57-58	-	-	1	1730 129
	Partial, LP2, LP2 Fury, w/318 cu. in. Engine	8	57-58	-	-	-	1	1821 165
	Partial, LP2 Fury, w/350 cu. in. Engine LD2-500, LD3, All	8	58	58	58	-	1	1737 768
	Complete	8	-	-	55-56	-	1	1613 789
	Partial, S27, LD2	8	-	57-58	57	-	1	1674 581
	Complete, S25, S26	8	-	-	57	-	1	1730 412
	Partial, LS2, LS3	8	-	-	58	-	1	1737 768
	Complete	8	-	-	-	55-56	1	1553 766
	Complete, LC2, LC3, LY1	8	-	-	-	57-58 (4)	1	1671 887
	Complete, LC1, LC2	8	-	-	-	58 (5)	1	1827 400
	Screw or Bolt, 5/16"-18 x 3/4"	6-8	55-56	55-56	55-56	55-56	*	180 077
10-24-8	GASKET, LP2 Fury, LD2-500, LD3, All	8	58	58	58	-	1	1737 770
10-24-17	SEAL, Front End Oil Seal Plate	6	55-58	55-58	-	-	2	1066 873
10-24-23	SCREW and LOCKWASHER	8	56 (2)	-	-	-	18	859 731
10-24-37	PLUG, Drain, 7/8"-18 x 19/32"	6-8	55-58	55-58	55-58	55-57	1	50 722
	5/8"-18 x 15/16"	8	58	58	58	58	1	1855 247
	GASKET, 7/8" I.D. x 1 1/8" O.D.	6-8	55-57	55-57	55-57	55-57	1	105 456
	5/8" x 3/32"	8	58	58	58	-	1	105 453
10-26-0 OIL FILTER								
10-26-1	FILTER KIT, Includes Replaceable Cartridge	6	55-58	55-58	-	-	1	1123 152
10-26-2	ADAPTER PACKAGE, use on Cars w/o Oil Filter, P26-1, P28-1, P30-1, All	6	55-58	55-58	-	-	1	1450 553
10-26-4	GASKET, Oil Filter Spacer, UP TO	8	55 (6)	55 (6)	55 (2)	55 (2)	1	1630 643
10-26-5	SPACER, Oil Filter, w/PowerFlite, UP TO LP2 Fury, LD2-500, LD3, All	8	55 (7)	55 (7)	55 (2)	55 (2)	1	1486 893
		8	58	58	58	-	1	1739 619
10-26-6	FILTER, Sealed Can Type	6	55-58	-	-	-	1	861 028
	LP2 Fury, LD2-500, LD3, All, w/built in GASKET	8	58	58	58	-	1	1851 658
10-26-8	CARTRIDGE, except P31, LP2, LHD., AFTER LHD.	6-8	55-58 (4)	55-58	55-57	57-58 (5)	1	1821 552
		8	56-58 (1)	-	-	-	1	1634 447
	IM. UP TO	8	-	-	-	55-57 (7)	1	1610 435

NOTE 1: P29 FROM Eng. No. P29-1001 thru P29-40000 and P29-80001 thru P29-250000 and AFTER P29-274010.

NOTE 2: P29 FROM Eng. No. P29-41001 thru P29-80000 and P29-250001 thru P29-274009.

NOTE 3: P30 Eng. No. 137060.

NOTE 4: LC2 FROM Eng. No. 58S-1201 thru 58S-1500 L.A. Bit.

NOTE 5: LC2 UP TO Eng. No. 58S-1201 and AFTER 58S-1500 L.S. Bit., LC2 All Det. Bit.

NOTE 6: P27 Eng. No. 74441, D55-1, D55-2, Eng. No. 15013, D55-3 Eng. No. 13645.

NOTE 7: P27 Eng. No. 135610 (specify 1-1630 643 Gasket), D55 Eng. No. 55337 w/Std. Trans. (specify 1 - 1630 643 Gasket), D55 Eng. No. 41198 w/PowerFlite (specify 1-1630 643 Gasket), S21 Eng. No. 5981 (specify 1-1630 643 Gasket), S22 Eng. No. 11151, C67 Eng. No. WE55-36561 w/PowerFlite, C68 Eng. No. NE-20876, C69 Eng. No. CE55-4676, C70 Eng. No. CE55-4676.

1955-58 PASSENGER CAR PARTS LIST

ENGINE OILING

CODE	PART NAME AND DESCRIPTION	NO. OF CYL.	PLYMOUTH	DODGE	DESOTO	CHRYSLER AND IMPERIAL	PER CAR	PART NUMBER
10-26-12	BASE, LD2, LD3, LC1, LC2, All	8	55-57	55-58	55-57	58	1	*1617 412
	LP2 Fury, LD2-500	8	58	58	-	-	1	1737 716
	UP TO (specify 2-1630 643 Gasket)	8	-	-	-	55-58	1	1617 407
	Screw or Bolt, 3/8"-16 x 1 1/4"	8	55	55	55	55	2	180 124
	Screw or Bolt, 3/8"-16 x 2 1/4"	8	55	55	55	-	2	180 132
	Screw or Bolt, 3/8"-16 x 2", C71, C72, C73	8	-	56	56	56	2	180 130
	Screw or Bolt, 3/8"-16 x 3", C71, C72, C73.	8	-	56	56	55-56	2	180 138
10-26-14	SHELL, w/NUT, LD2, C75, IM, AFTER	8	55-56 (2)	55-57	55-58	57-58 (3)	1	*1533 530
		8	56-58 (1)	-	-	-	1	*1557 573
	C76, IM, UP TO	8	-	-	-	55-57 (3)	1	*1550 818
10-26-16	CUP, Sealing, w/SPRING, w/Replaceable Cartridge	6	55-58	55-58	-	-	1	1323 883
10-26-19	GASKET, Base, LD2	8	55-56	55-58	55-57	55-58	1	*1630 643
10-26-26	COVER, w/Replaceable Cartridge	6	55-58	55-58	-	-	1	1323 881
10-26-27	GASKET, Cover, LD2	8	55-56 (2)	55-58	55-57	55-58	1	* 852 750
		8	56-58 (1)	-	-	-	1	*1557 575
	w/Replaceable Cartridge	6	55-58	55-58	-	-	1	852 750
10-26-28	GASKET, Cover Screw, w/Replaceable Cartridge, P26, P28, P30, LP1, D56, D62, D72, LD1	6-8	55-58	55-58	-	-	1	1323 884
10-26-30	SCREW, Cover, w/Replaceable Cartridge	6	55-58	55-58	-	-	1	1323 882
10-26-35	RETAINER, Oil Filter Spring	8	56-58	-	-	-	1	1557 583
10-26-37	GASKET, Oil Filter Spring Retainer	8	56-58	-	-	-	1	1557 584
10-26-48	BRACKET, Clamp, P26-1, Sealed Can Type	6	55	-	-	-	1	1322 247
10-26-49	CLAMP, w/BRACKET	6	55-58	55-58	-	-	1	1320 517
	Bolt, 1/4"-20 x 1 1/4"	6	55-56	55-56	-	-	1	133 053
	Nut	6	55-56	55-56	-	-	1	120 375
10-26-65	GASKET, Oil Filter Tube Cap	8	56-58	-	-	-	1	1557 581
10-26-68	ADAPTER, Oil Filter Tube, to Cylinder Block, LP2-L, UP TO	8	56-58 (4)	-	-	-	1	*1557 585
10-27-0 OIL FILTER TUBES								
10-27-1	TUBE, Engine to Oil Filter, w/Replaceable Cartridge	6	55-58	55-58	-	-	1	* 861 541
	Nipple, small	6	-	55-56	-	-	1	431 537
	Nipple, large	6	-	55-56	-	-	1	446 603
	Nut	6	55-56	55-56	-	-	2	137 396
10-27-12	TUBE, Oil Filter to Engine, P26-1, P26-2, P28-1	6	55-56	55	-	-	1	861 538
	Elbow	6	55-56	56	-	-	1	127 829
	Nut	6	55-56	56	-	-	2	137 396
	Nipple	6	55-56	55-56	-	-	1	431 537

NOTE 1: P29 FROM Eng. No. P29-1001 thru P29-40000 and P29-80001 thru P29-250000 and AFTER P29-274010.

NOTE 2: P29 FROM Eng. No. P29-41001 thru P29-80000 and P29-250001 thru P29-274009.

NOTE 3: IM Eng. No. CE57-10102.

NOTE 4: P31 Eng. No. 256750.

★ Indicates use as required.

Numerals in parentheses () refer to notes.

Printed in U.S.A.

☐ Indicates parts not listed in any previous parts book.

Prices and specifications subject to change without notice.

Nov. 10, 1958 Supersedes June 25, 1958.

* Indicates change or addition.