

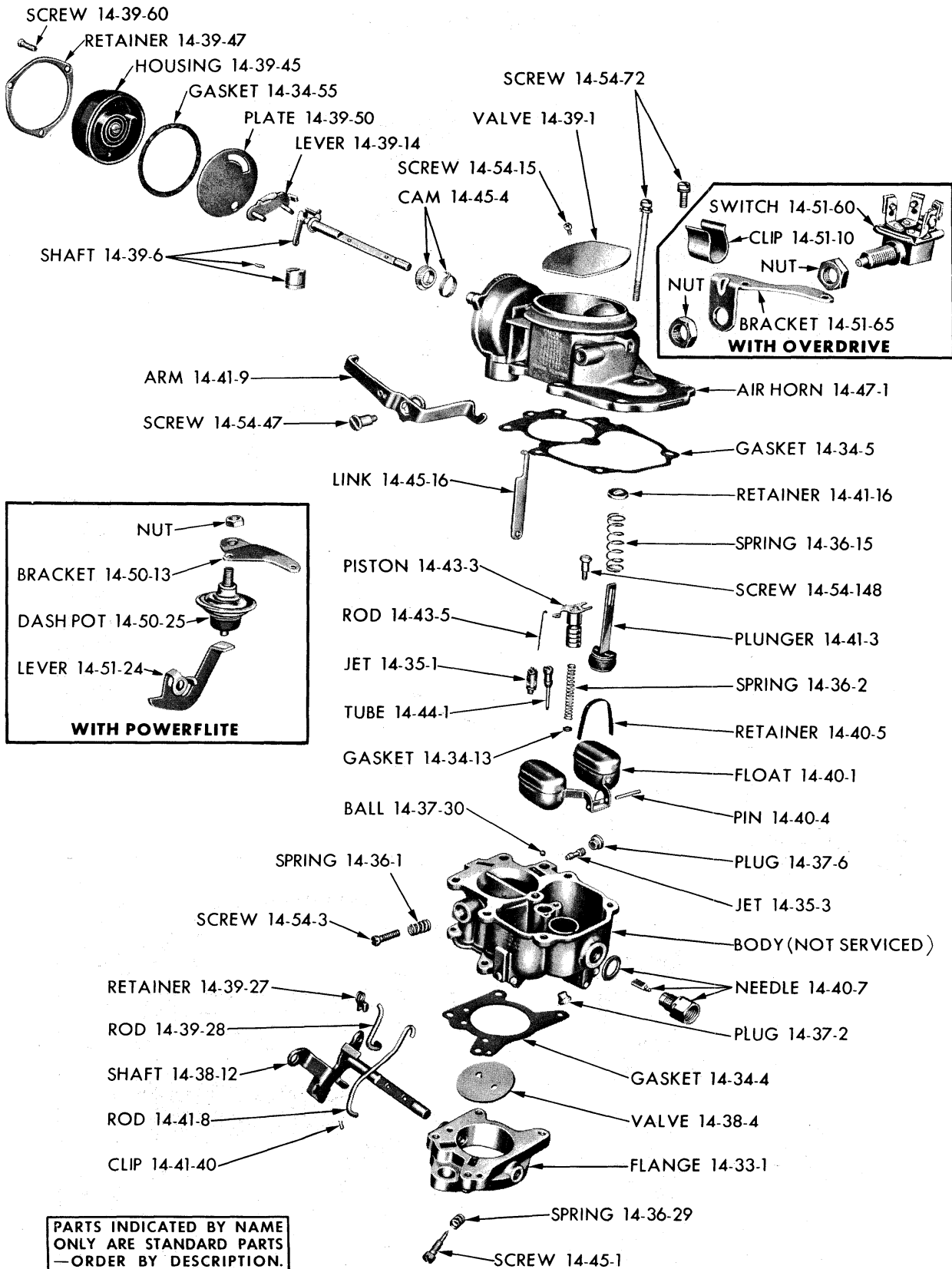
PARTS INDICATED BY NAME
 ONLY ARE STANDARD PARTS
 —ORDER BY DESCRIPTION.

19x8321

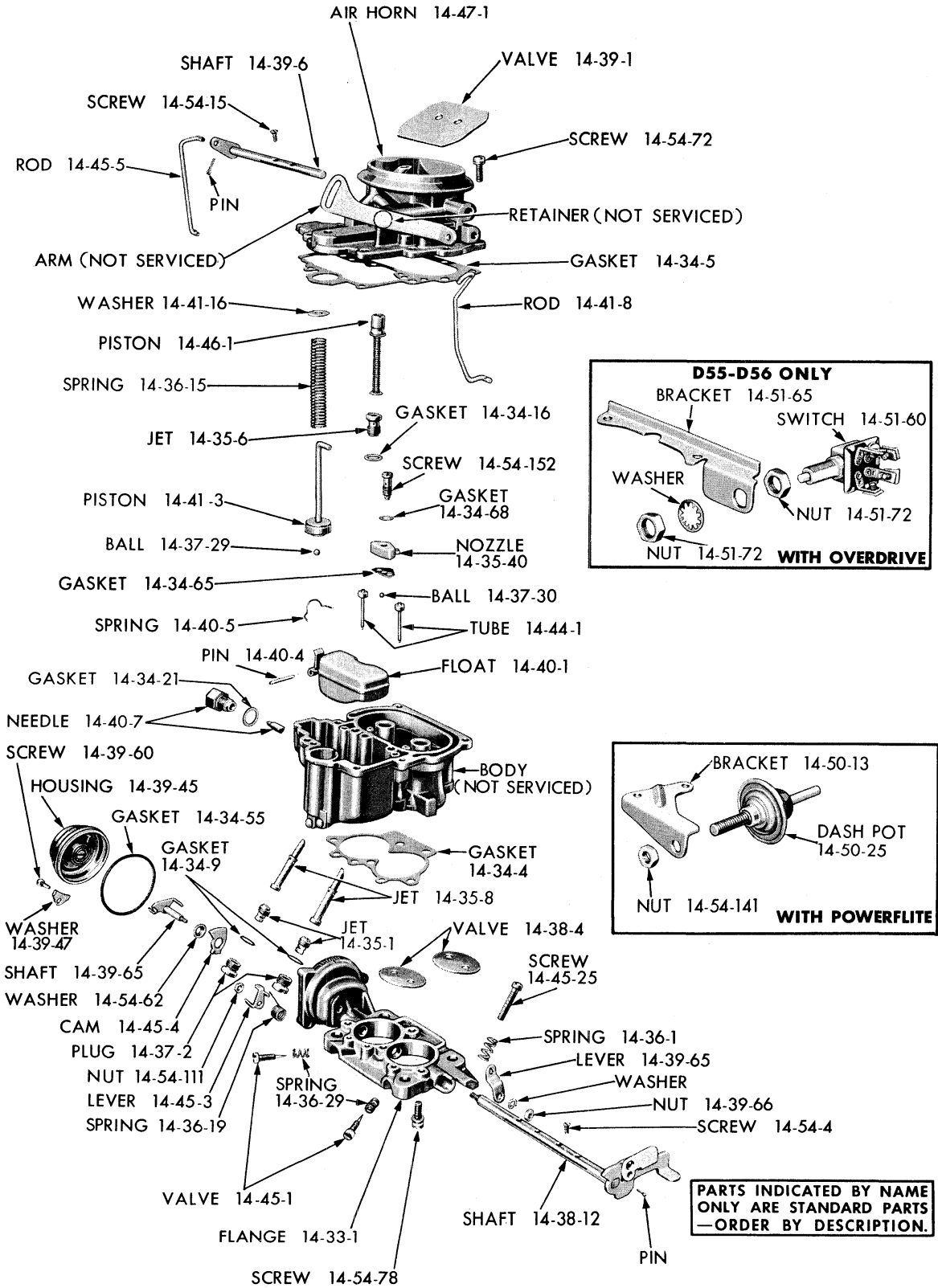
GROUP 14 - FUEL

Plate 14-1

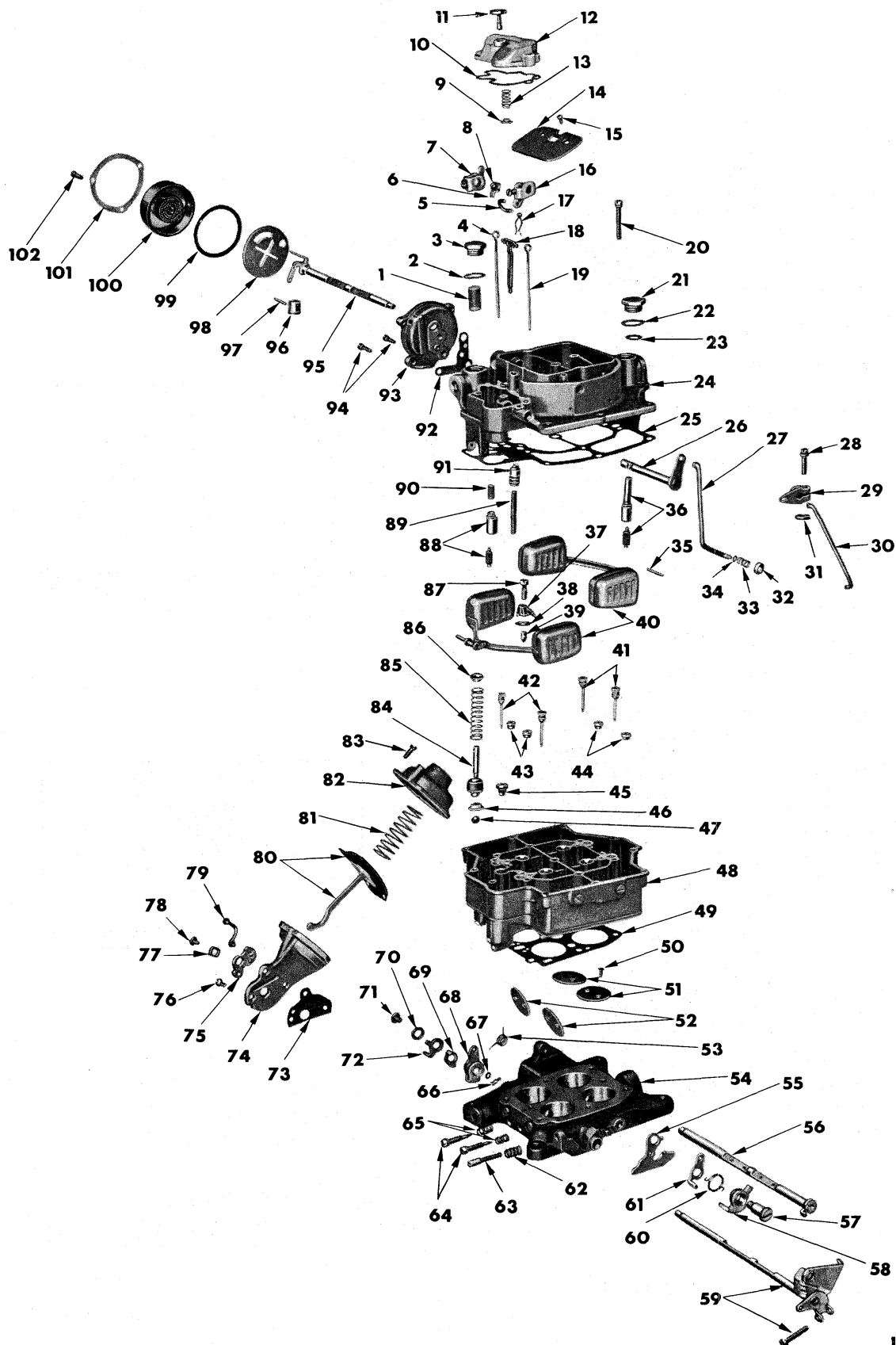
FUEL SYSTEM



19x6866



19x6731B

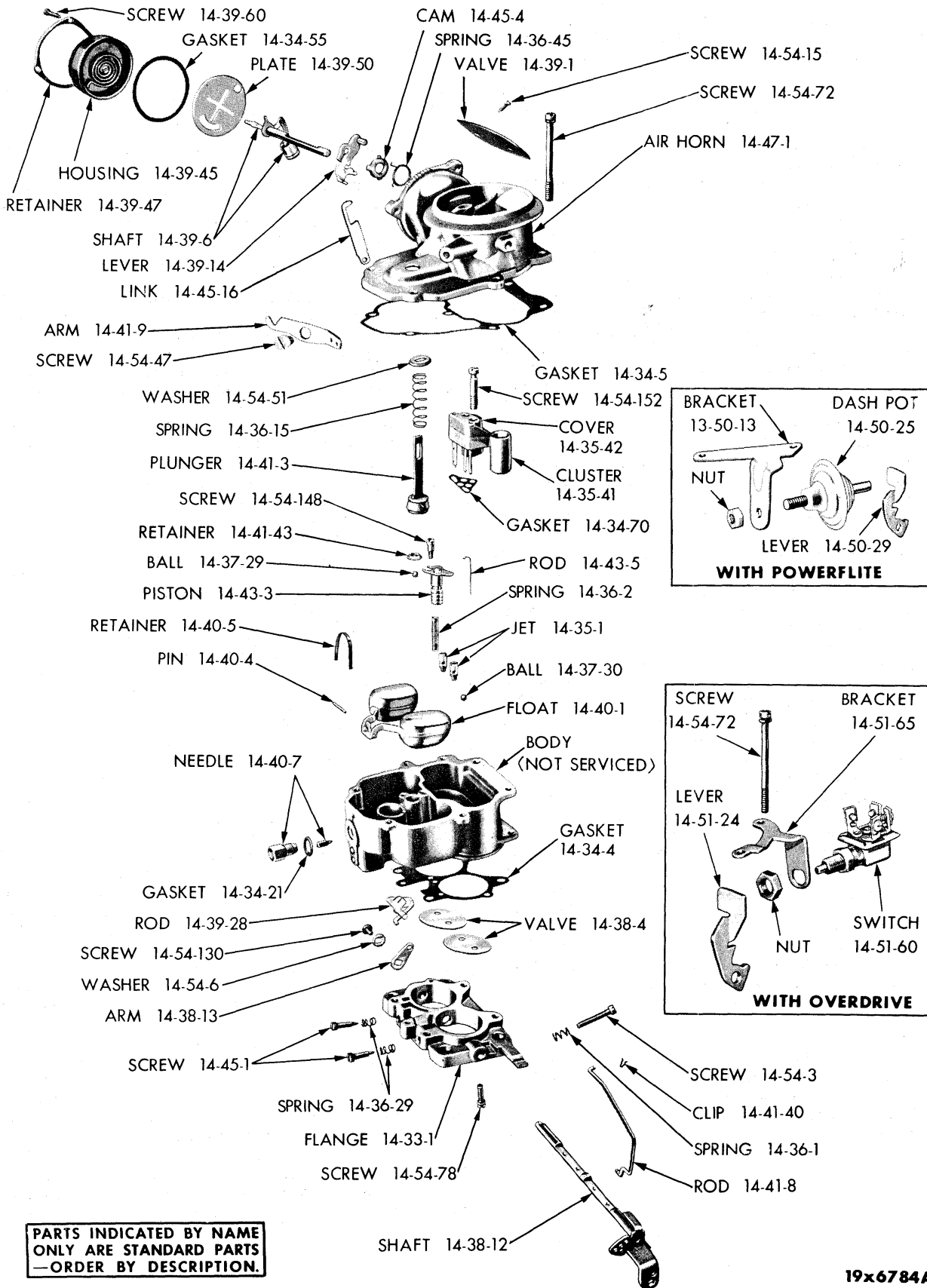


19-6825

Plate 14-4

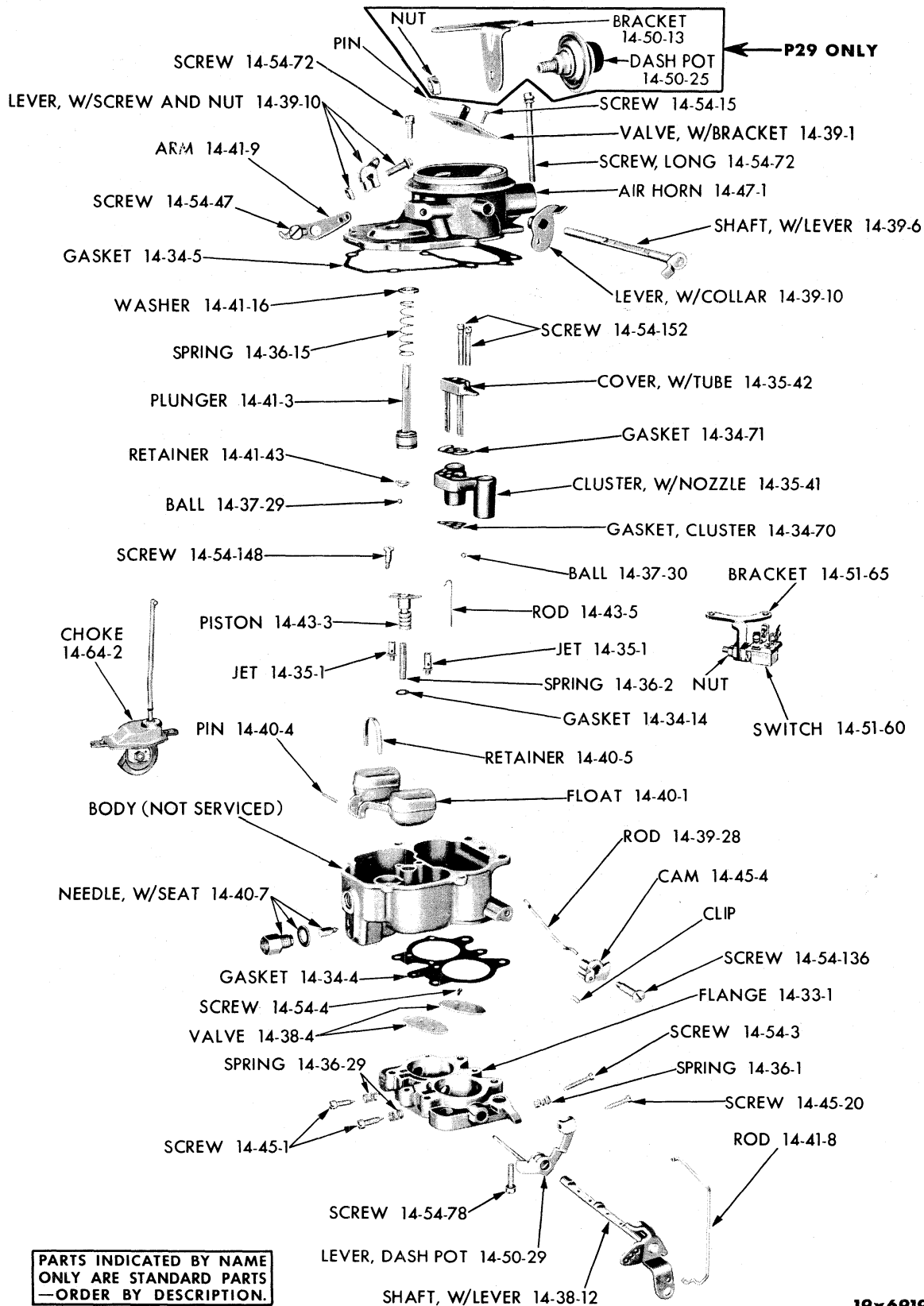
CARBURETOR - DESOTO S21, CHRYSLER C68-69-70

Ref. No.	Name	Part Type Code	Ref. No.	Name	Part Type Code
1	Strainer, Bowl	14-58-2	56	Shaft, Throttle Secondary	14-38-12
2	Gasket, Fuel Inlet Strainer Plug . .	14-34-29	57	Screw, Fast Idle Cam	14-54-136
3	Plug, Fuel Inlet Strainer	14-37-35	58	Cam, Fast Idle	14-45-4
4	Rod, Metering	14-35-15	59	Shaft, Throttle Primary	14-38-12
5	Link, Pump Arm	14-41-8	60	Spring, Fast Idle Cam	14-36-45
6	Arm, Vent	14-40-23	61	Lever, Cam Trip	14-45-3
7	Arm, Metering Rod, w/Screw	14-35-17	62	Spring, Throttle Lever Adjusting Screw	14-36-1
8	Screw, Vent Arm	14-54-128	63	Screw, Throttle Lever Adjusting . . .	14-54-3
9	Retainer, Bowl Vent Spring	14-40-19	64	Screw, Idle Adjusting	14-45-1
10	Gasket, Dust Cover	14-34-60	65	Spring, Idle Adjusting Screw	14-36-29
11	Pin, Dust Cover Vent, w/Valve Cap .	14-40-26	66	Clip, Rod	14-41-45
12	Cover, Dust	14-40-20	67	Washer, Throttle Operating Rod . .	14-54-133
13	Spring, Bowl Vent	14-36-50	68	Lever, Primary Throttle Operating .	14-38-53
14	Valve, Choke	14-39-1	69	Dog, Primary Throttle Flex (loose) .	14-38-14
15	Screw, Choke Valve	14-54-15	70	Washer, Primary Throttle Shaft . . .	14-54-6
16	Arm, Pump, w/Screw	14-41-9	71	Screw, Throttle Shaft Lever	14-54-130
17	Spring, Metering Rod	14-36-36	72	Dog, Throttle Shaft	14-38-14
18	Link, Vacuum Piston	14-35-36	73	Gasket, Secondary Throttle Shaft Diaphragm Housing Mounting	14-34-75
19	Rod, Metering	14-35-15	74	Housing, Secondary Throttle Diaphragm	14-38-60
20	Screw, Air Horn	14-54-72	75	Lever, Secondary Throttle Shaft Operating	14-38-53
21	Plug, Strainer	14-37-35	76	Screw, Secondary Throttle Shaft Diaphragm Housing	14-54-164
22	Gasket, Strainer Plug	14-34-29	77	Washer, Secondary Throttle Shaft . .	14-54-6
23	Strainer, Fuel Inlet Secondary . . .	14-58-2	78	Screw, Throttle Shaft Lever	14-54-130
24	Air Horn	14-47-1	79	Rod, Throttle Operating	14-38-50
25	Gasket, Air Horn to Body	14-34-5	80	Diaphragm, Secondary Throttle Shaft Spring, Secondary Throttle Diaphragm Return	14-38-57
26	Countershaft, w/Lever	14-41-5	81	Cap, Secondary Throttle Diaphragm Housing	14-38-62
27	Rod, Throttle Connector	14-38-28	83	Screw, Secondary Throttle Diaphragm Housing Cap	14-54-165
28	Screw, Choke Lever	14-54-12	84	Plunger, Pump, w/Rod	14-41-3
29	Lever, Choke	14-39-9	85	Spring, Pump Upper	14-36-15
30	Rod, Choke Connector	14-39-28	86	Retainer, Pump Spring	14-41-16
31	Nut, Choke Lever Clamp Screw . . .	14-54-26	87	Screw, Pump Jet Housing	14-54-152
32	Washer, Primary Throttle Shaft . . .	14-54-6	88	Needle, w/Seat (primary)	14-40-7
33	Spring, Pump Connector Rod	14-36-30	89	Spring, Vacuum Piston	14-36-37
34	Retainer, Pump Connector Rod Spring	14-38-47	90	Strainer, Primary Needle	14-58-2
35	Pin, Float Lever	14-40-4	91	Piston, Vacuum, w/Pin	14-35-34
36	Needle, w/Seat, Secondary	14-40-7	92	Gasket, Choke Piston Housing to Air Horn	14-34-55
37	Jet, Pump, w/Housing	14-35-40	93	Housing, Choke Piston, w/Plug . . .	14-39-58
38	Gasket, Pump Discharge Nozzle . . .	14-34-65	94	Screw, Choke Piston Housing to Air Horn	14-39-60
39	Needle, Pump Discharge Check . . .	14-41-30	95	Shaft, Choke	14-39-6
40	Float, w/Lever	14-40-1	96	Piston, Choke	14-39-54
41	Jet, Low Speed	14-35-13	97	Pin, Choke Piston	14-39-56
42	Jet, Low Speed	14-35-13	98	Plate, Choke Baffle	14-39-50
43	Jet, Primary Metering Rod	14-35-16	99	Gasket, Choke Coil Housing to Air Horn	14-34-55
44	Jet, Metering Rod Secondary	14-35-16	100	Housing, Choke w/Coil	14-39-45
45	Plug, Pump Relief	14-41-48	101	Retainer, Choke Coil Housing	14-39-47
46	Retainer, Pump Intake Check Ball . .	14-41-43	102	Screw, Choke Coil Housing Retainer .	14-39-60
47	Ball, Pump Intake Check	14-37-29			
48	Body (not serviced)	----			
49	Gasket, Body to Flange	14-34-4			
50	Screw, Secondary Throttle Valve . . .	14-54-4			
51	Valve, Secondary Throttle	14-38-4			
52	Valve, Primary Throttle	14-38-4			
53	Spring, Throttle Flex	14-36-55			
54	Flange	14-33-1			
55	Arm, Lockout	14-53-5			



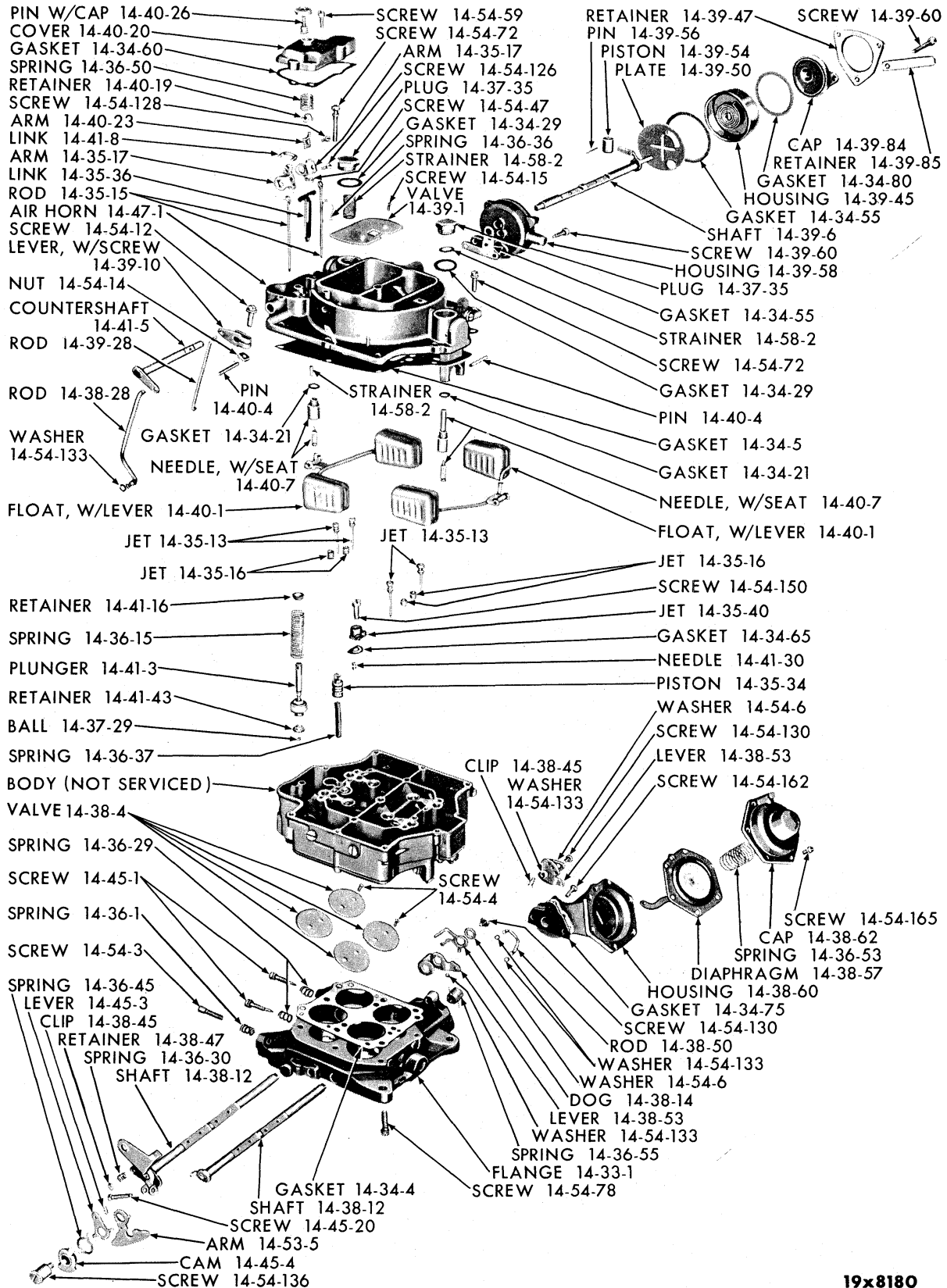
PARTS INDICATED BY NAME
ONLY ARE STANDARD PARTS
—ORDER BY DESCRIPTION.

19x6784A



PARTS INDICATED BY NAME ONLY ARE STANDARD PARTS —ORDER BY DESCRIPTION.

19x6919A



19x8180

Plate 14-7

CARBURETOR - DESOTO S26, CHRYSLER C75-2, C76, IMPERIAL IM-1 (PART NOS. 1739 337-8-9 STAMPED 2588S, 2589S, 2590S)

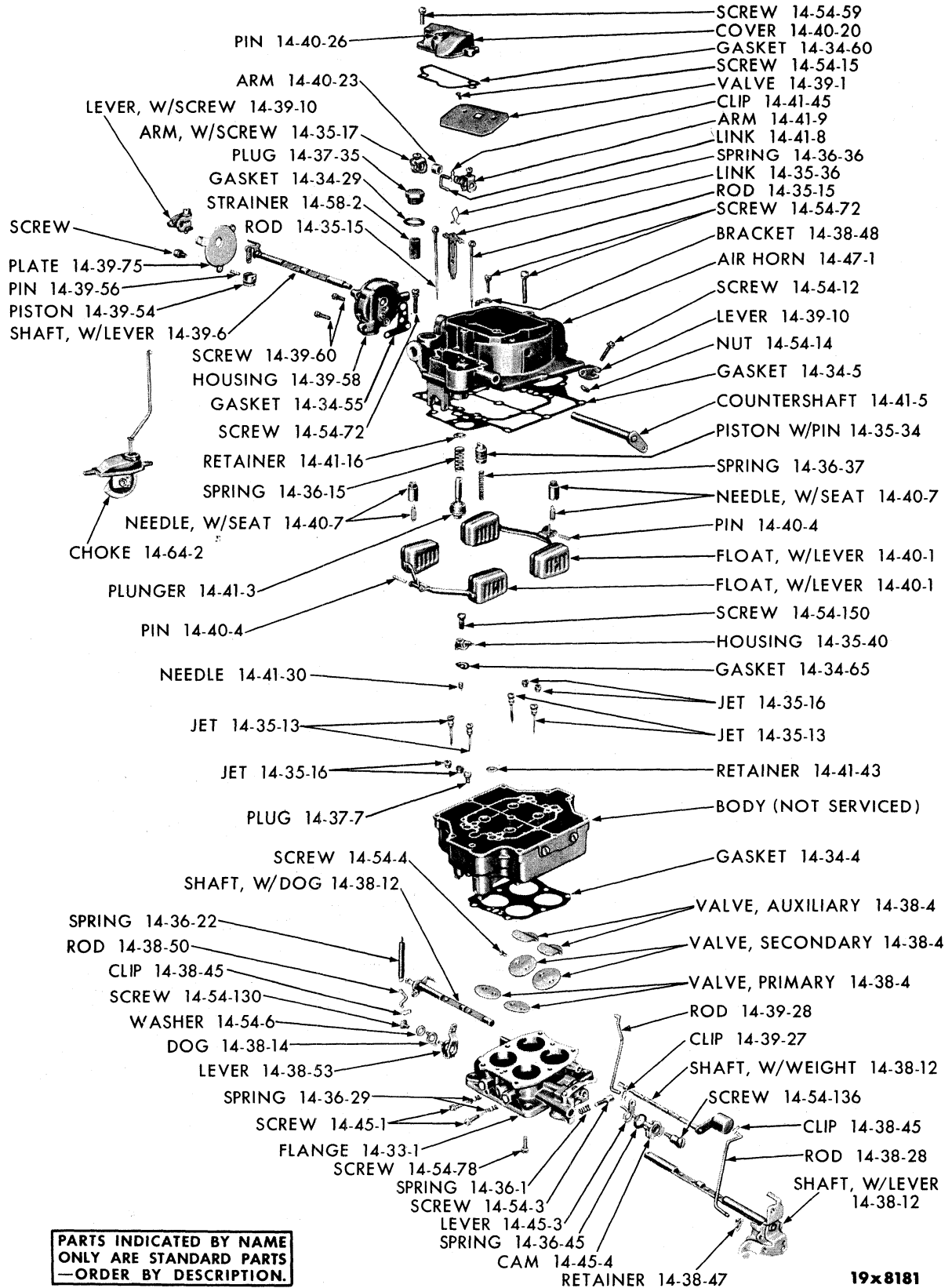
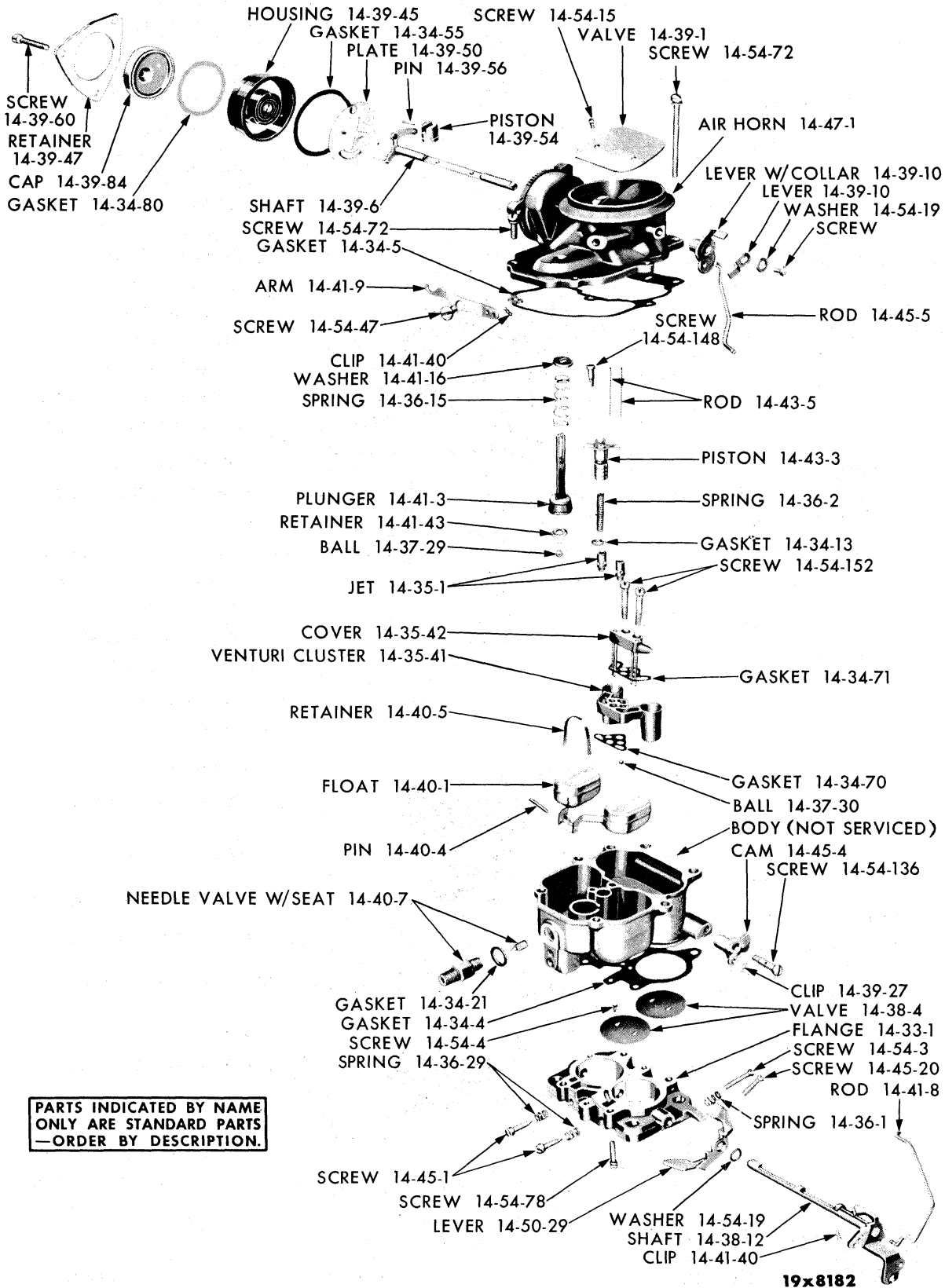


Plate 14-8 CARBURETOR - PLYMOUTH P31, DODGE D66, D67-1, D67-2, D70-71, D500, DESOTO S27 W/POWER PACKAGE (PART NOS. 1733 846, 1733 848, 1821 318 STAMPED 2530S, 2532S, 2622S)



PARTS INDICATED BY NAME
ONLY ARE STANDARD PARTS
—ORDER BY DESCRIPTION.

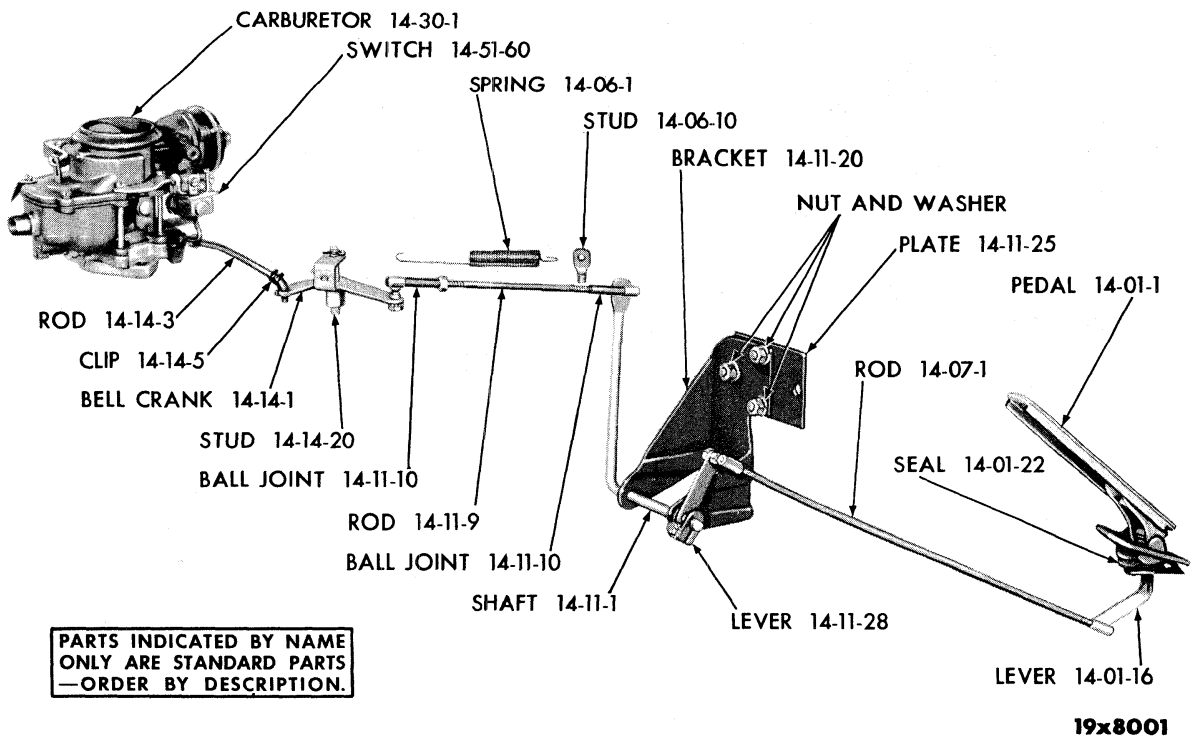


Plate 14-10

THROTTLE LINKAGE - PLYMOUTH P28 (WITH STANDARD TRANSMISSION)

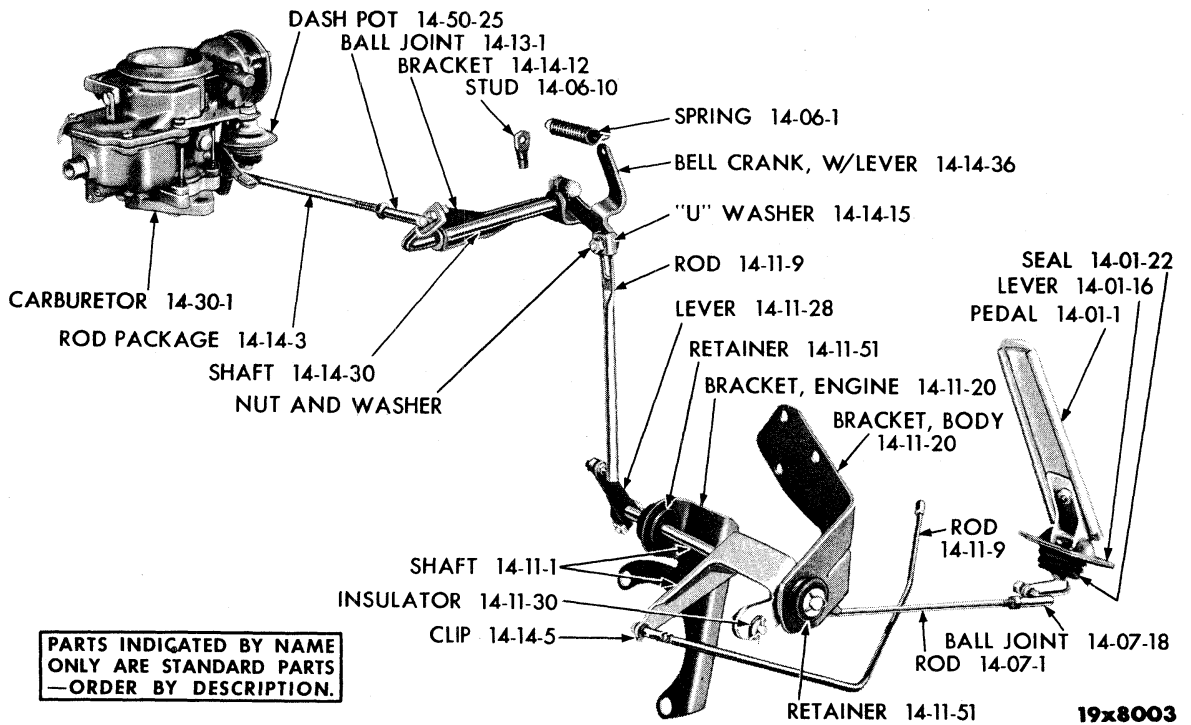
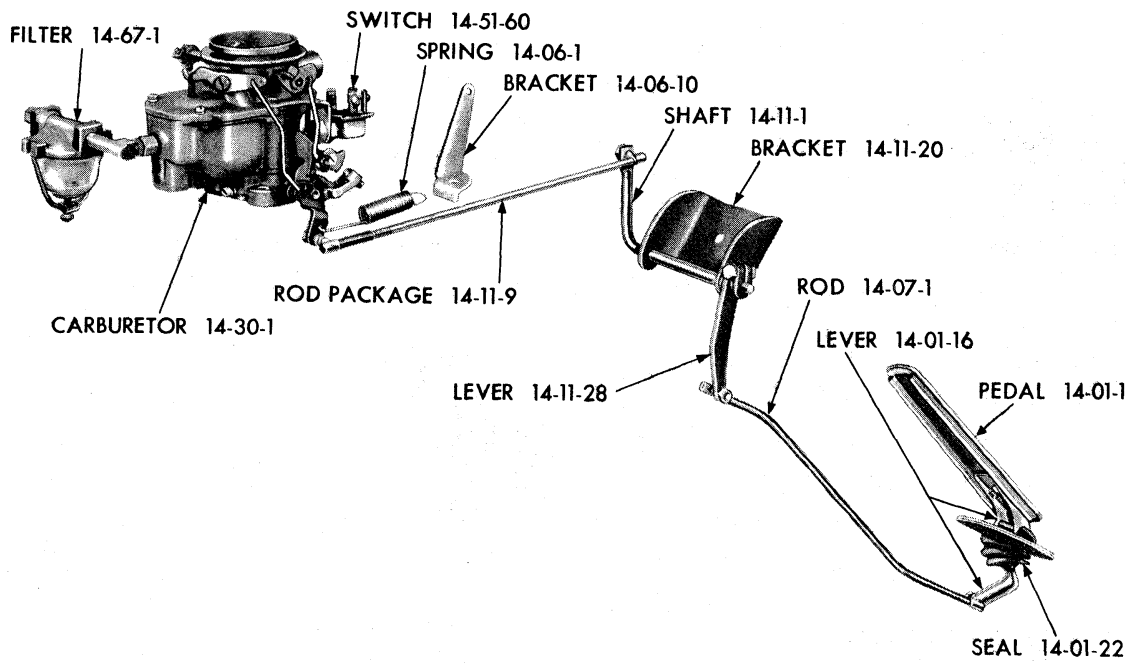


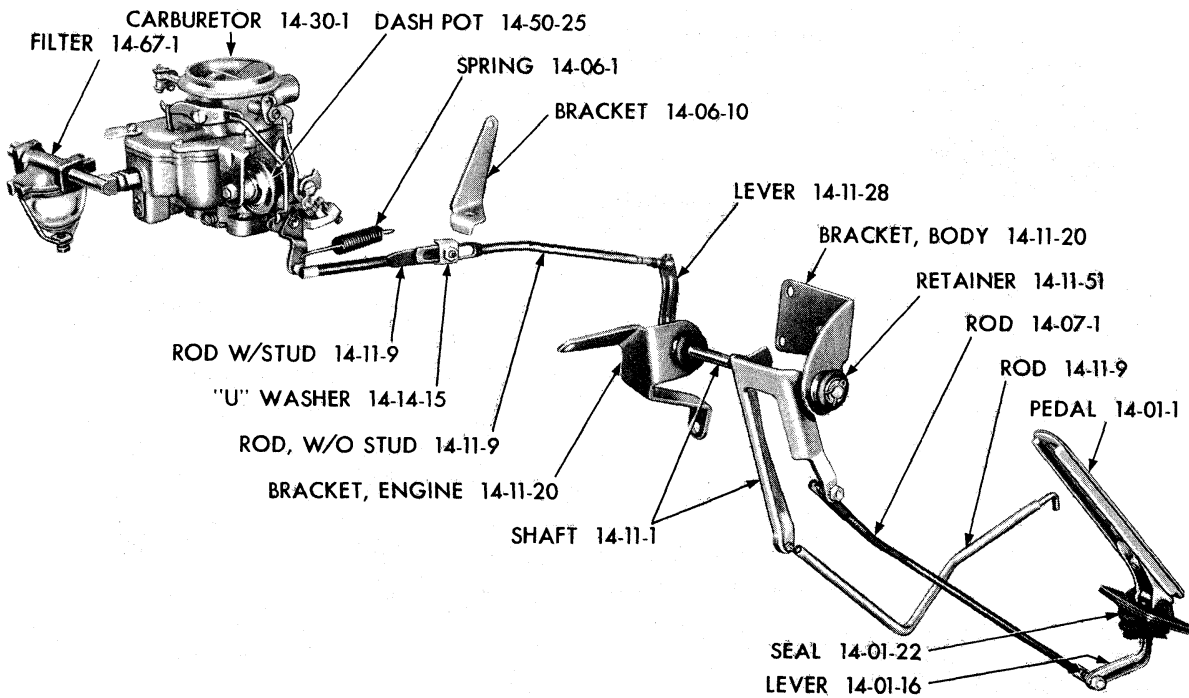
Plate 14-11

THROTTLE LINKAGE - PLYMOUTH P28 (WITH POWERFLITE TRANSMISSION)



19x8002

Plate 14-12 THROTTLE LINKAGE - PLYMOUTH P29 (WITH STANDARD TRANSMISSION)



19x8005

Plate 14-13 THROTTLE LINKAGE - PLYMOUTH P29 (WITH POWERFLITE TRANSMISSION)

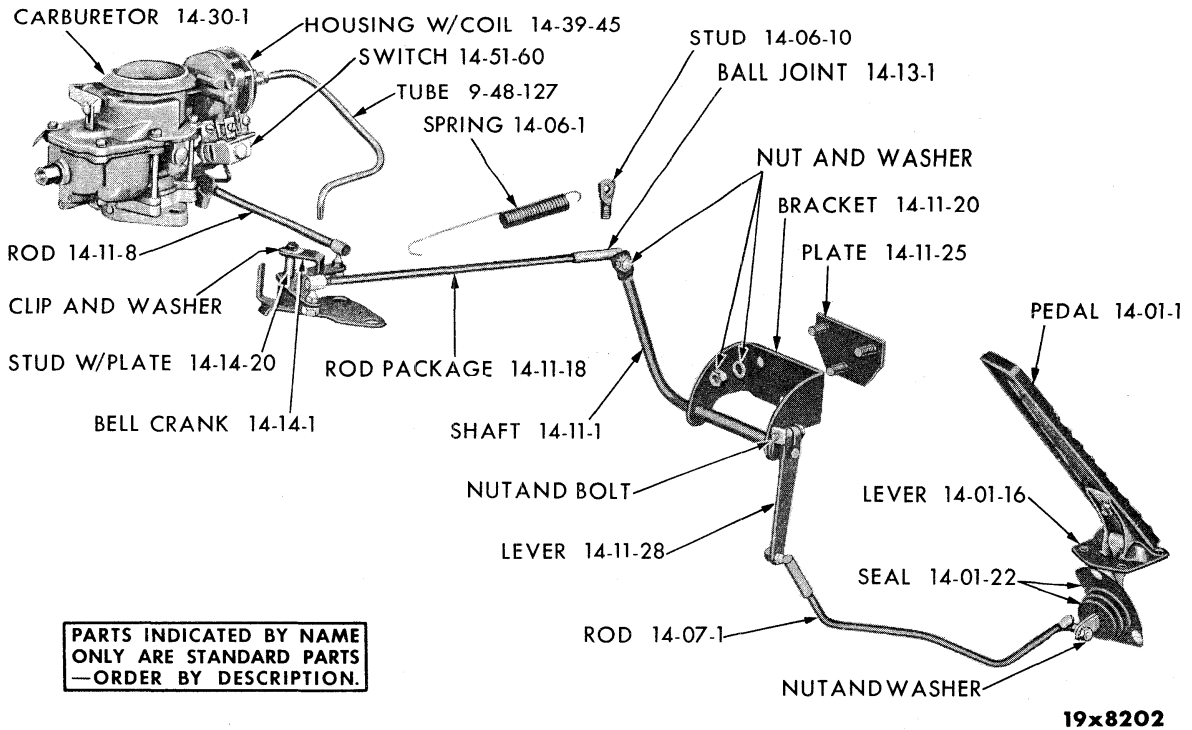


Plate 14-14 THROTTLE LINKAGE - PLYMOUTH P30 (WITH STANDARD TRANSMISSION)

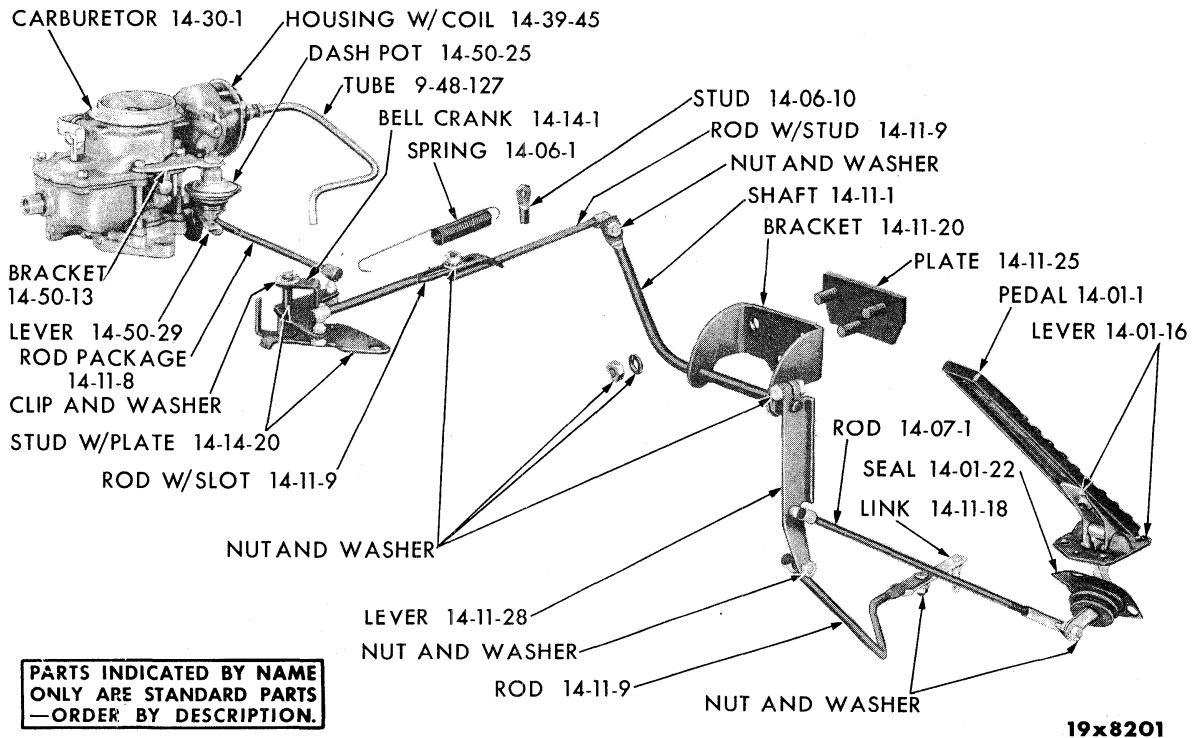
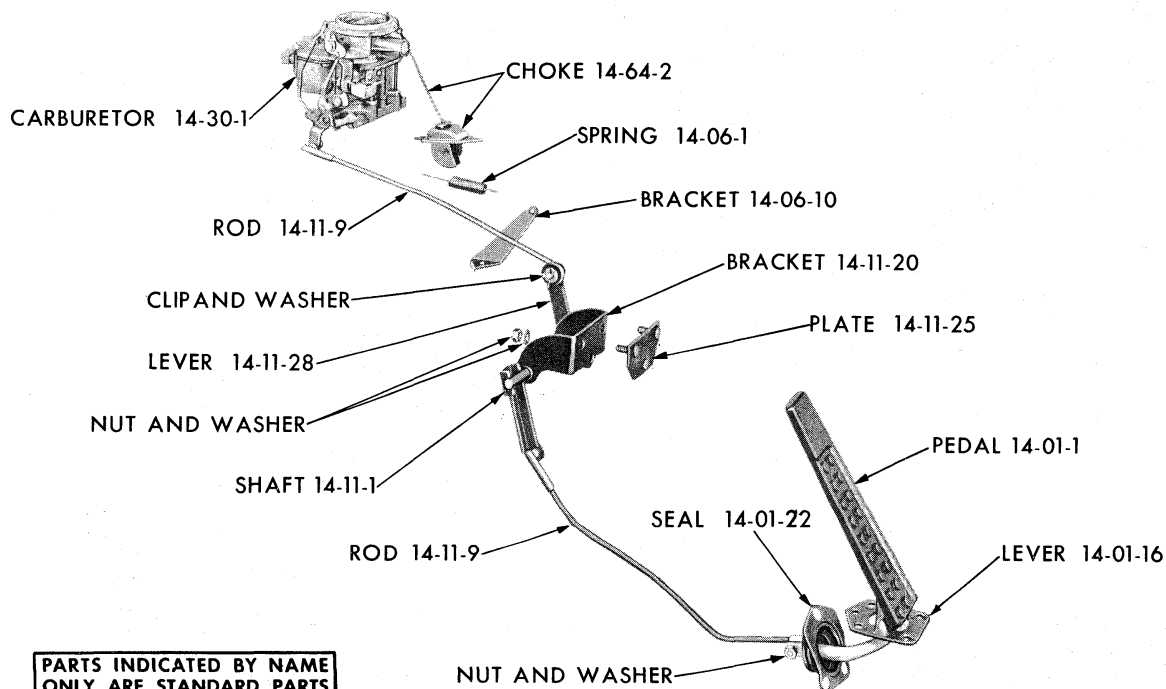


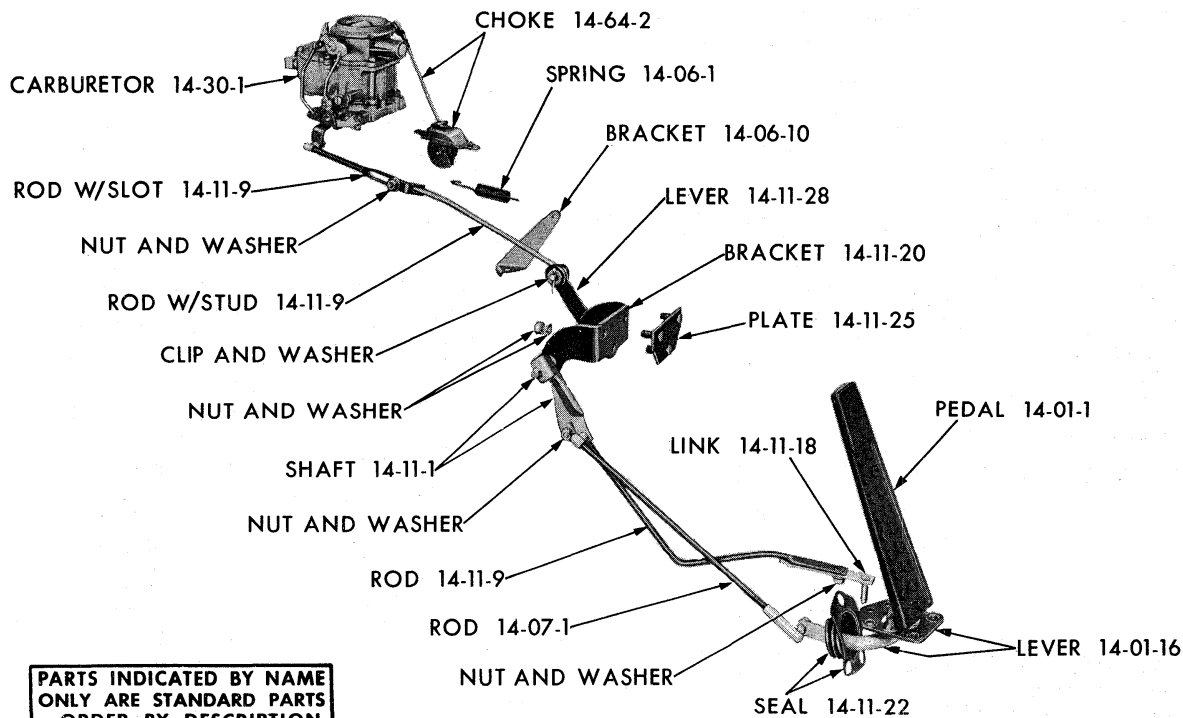
Plate 14-15 THROTTLE LINKAGE - PLYMOUTH P30 (WITH AUTOMATIC TRANSMISSION)



PARTS INDICATED BY NAME
ONLY ARE STANDARD PARTS
—ORDER BY DESCRIPTION.

19x8203

Plate 14-16 THROTTLE LINKAGE - PLYMOUTH P31 (WITH STANDARD TRANSMISSION)



PARTS INDICATED BY NAME
ONLY ARE STANDARD PARTS
—ORDER BY DESCRIPTION.

19x8200

Plate 14-17 THROTTLE LINKAGE - PLYMOUTH P31 (WITH AUTOMATIC TRANSMISSION)

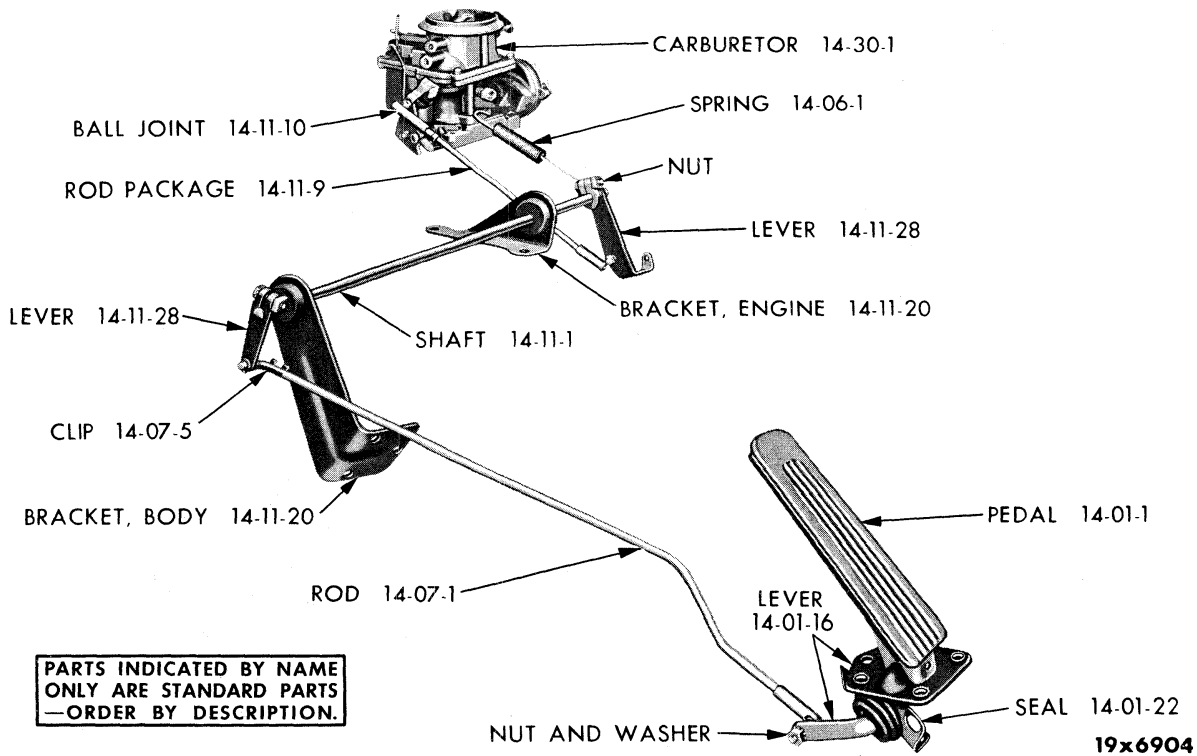


Plate 14-18

THROTTLE LINKAGE - DODGE D56-62 (WITH STANDARD TRANSMISSION)

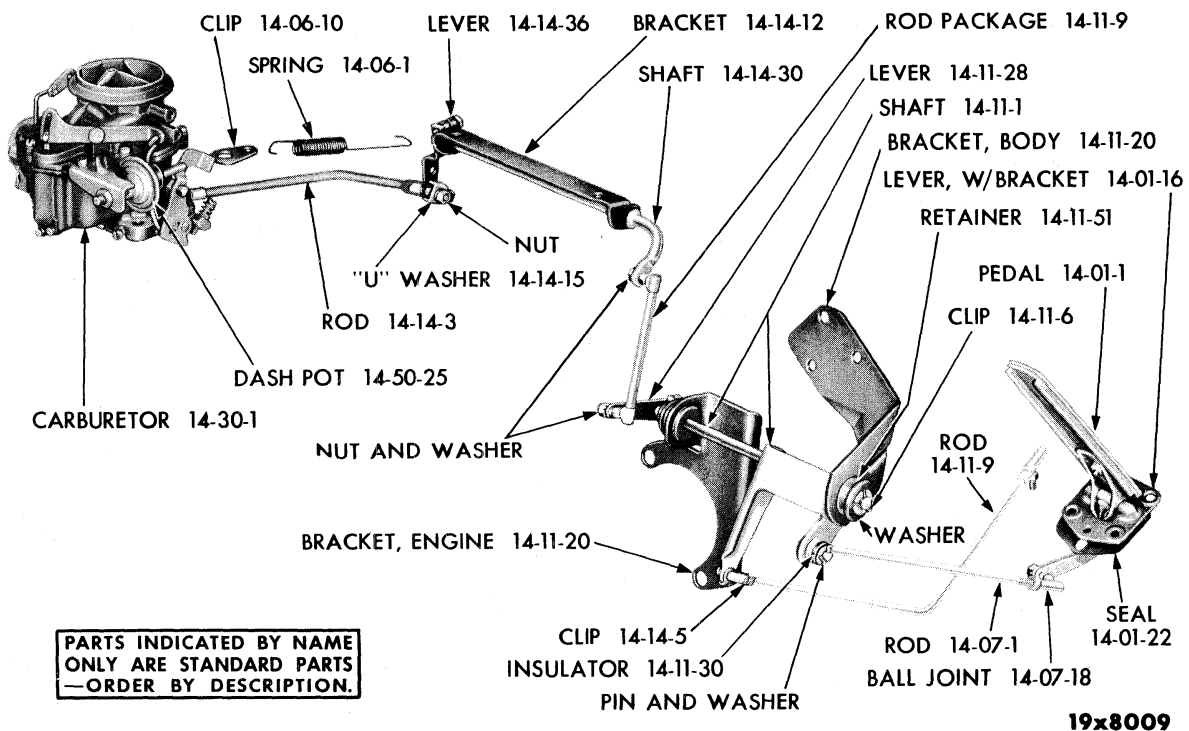


Plate 14-19

THROTTLE LINKAGE - DODGE D62 (WITH POWERFLITE TRANSMISSION)

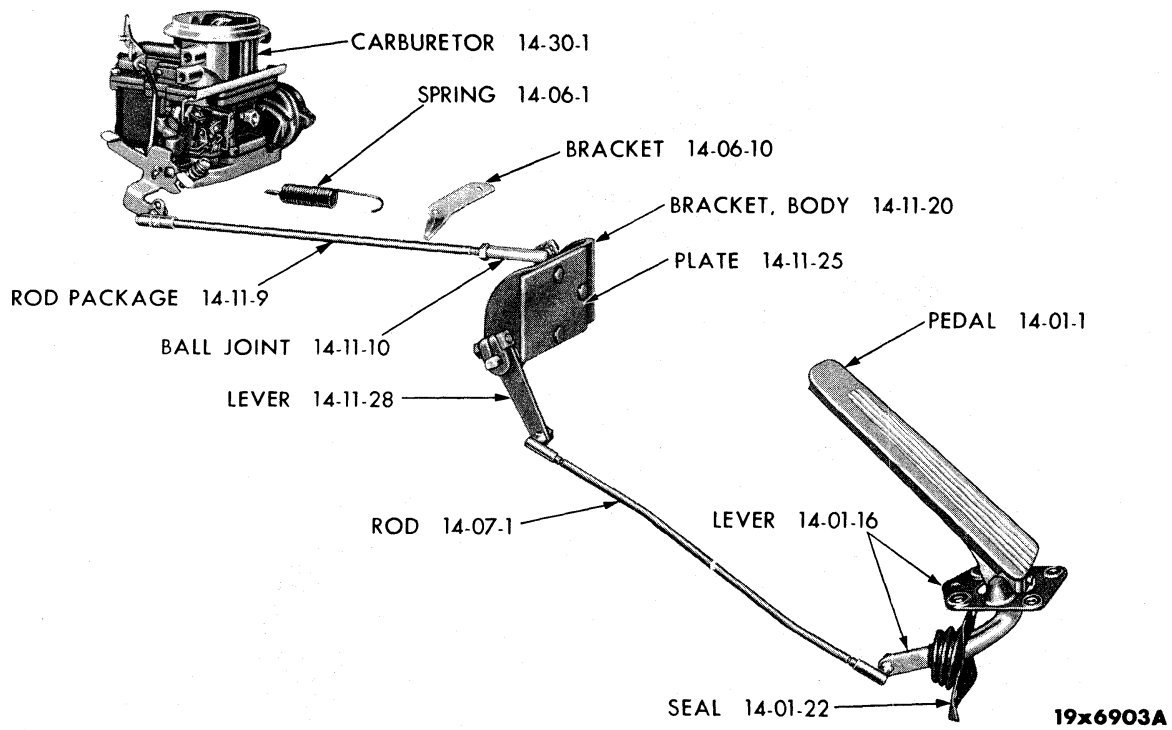
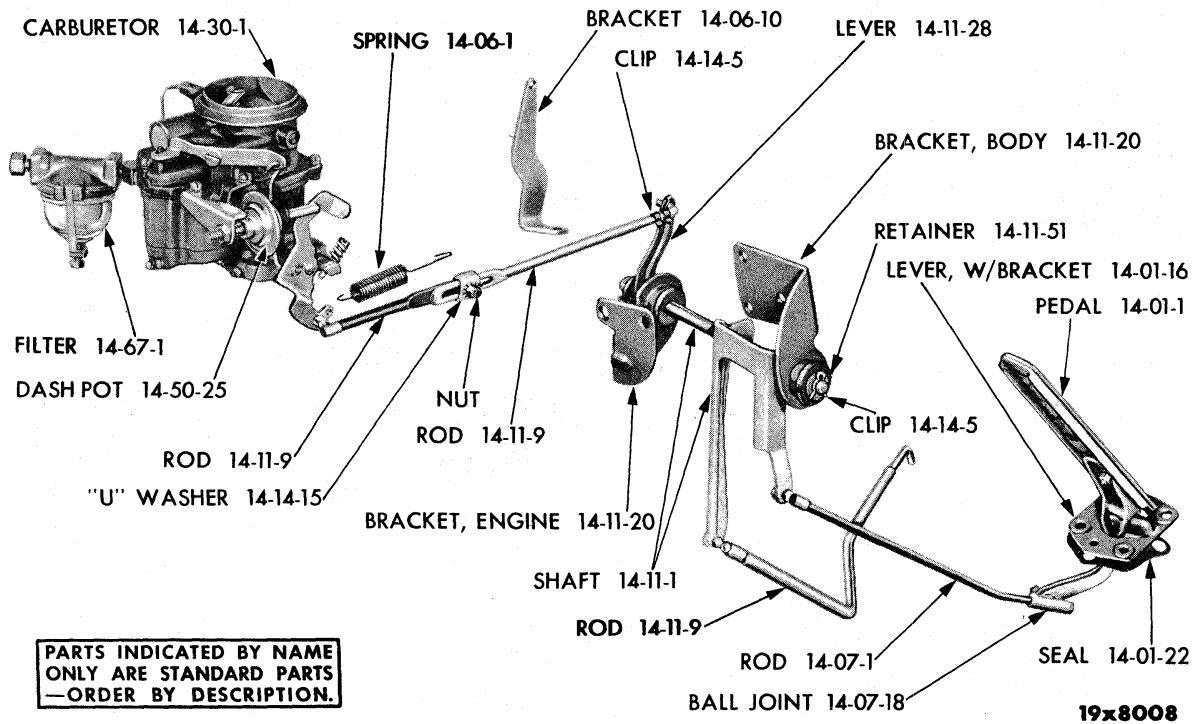
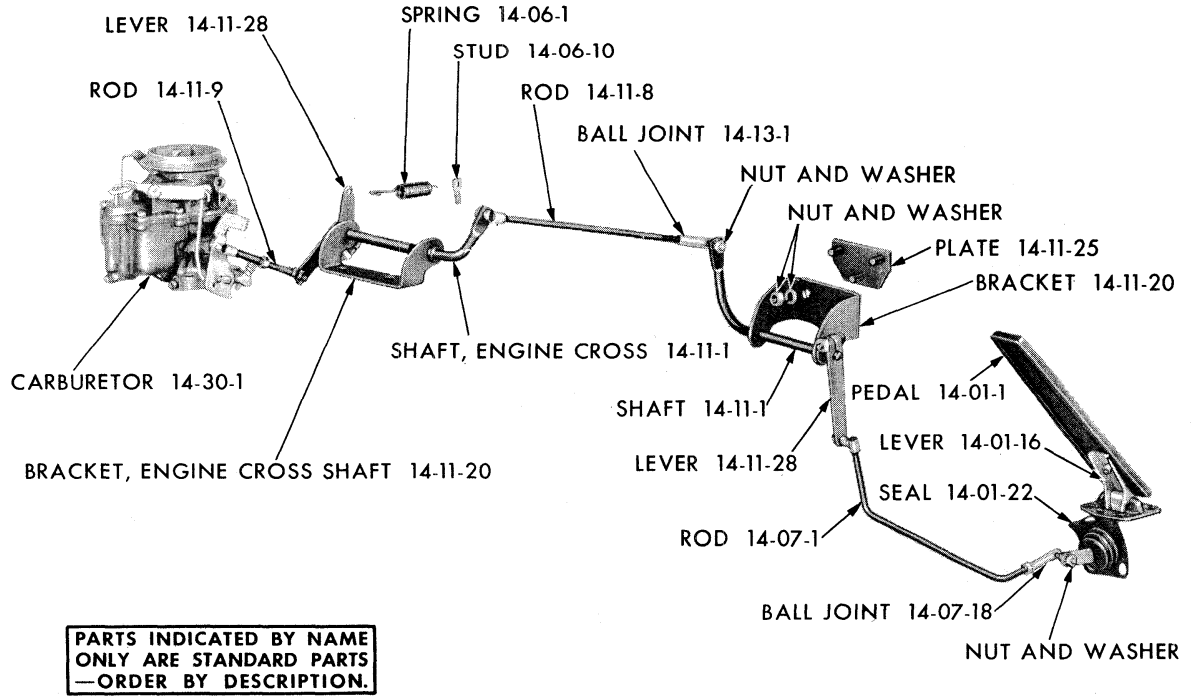


Plate 14-20 THROTTLE LINKAGE - DODGE D55-63 (WITH STANDARD TRANSMISSION)



PARTS INDICATED BY NAME ONLY ARE STANDARD PARTS —ORDER BY DESCRIPTION.

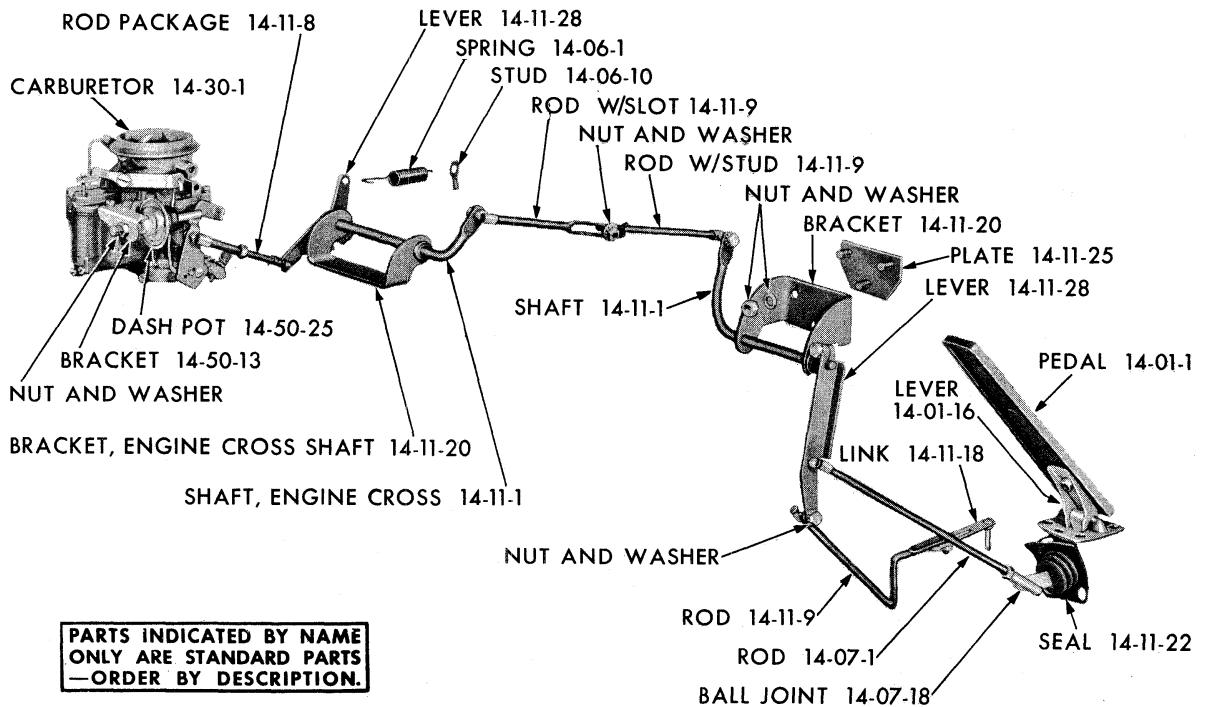
Plate 14-21 THROTTLE LINKAGE - DODGE D63 (WITH POWERFLITE TRANSMISSION)



19x8234

Plate 14-22

THROTTLE LINKAGE - DODGE D72 (WITH STANDARD TRANSMISSION)



19x8233

Plate 14-23

THROTTLE LINKAGE - DODGE D72 (WITH AUTOMATIC TRANSMISSION)

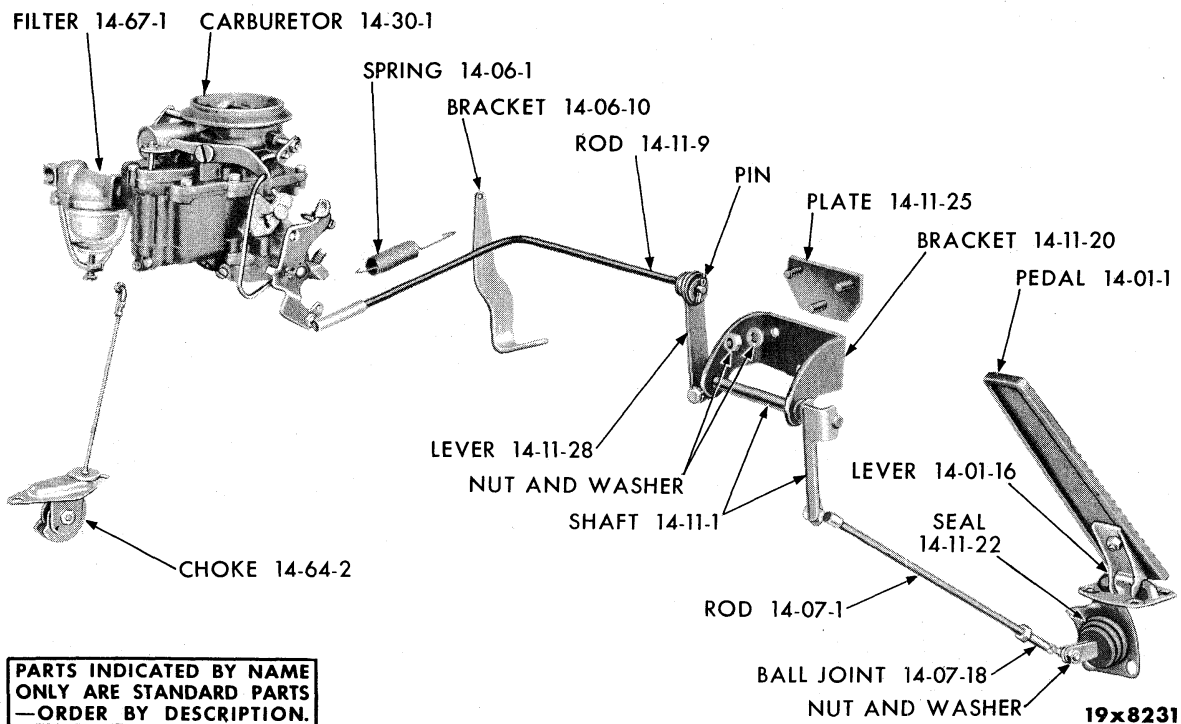
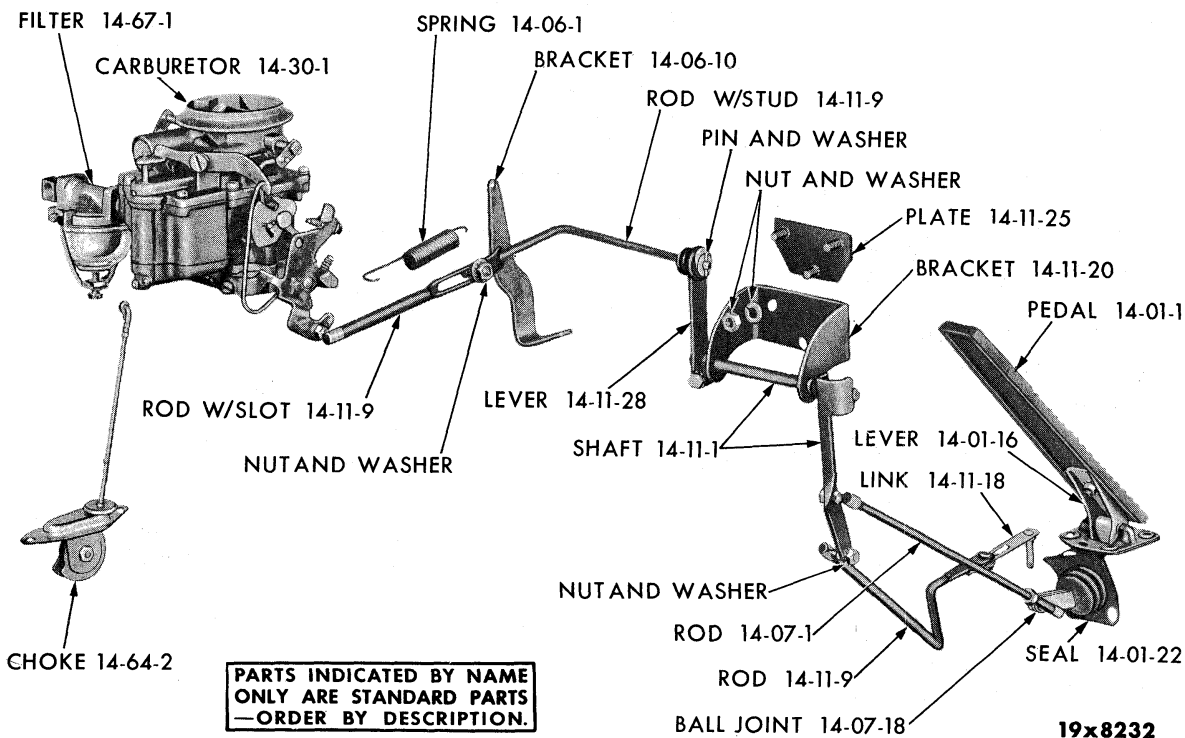


Plate 14-24 THROTTLE LINKAGE - DODGE D66-67-70-71 (WITH STANDARD TRANSMISSION)



THROTTLE LINKAGE - DODGE D66-67-70-71, DESOTO S27 (WITH AUTOMATIC TRANSMISSION)

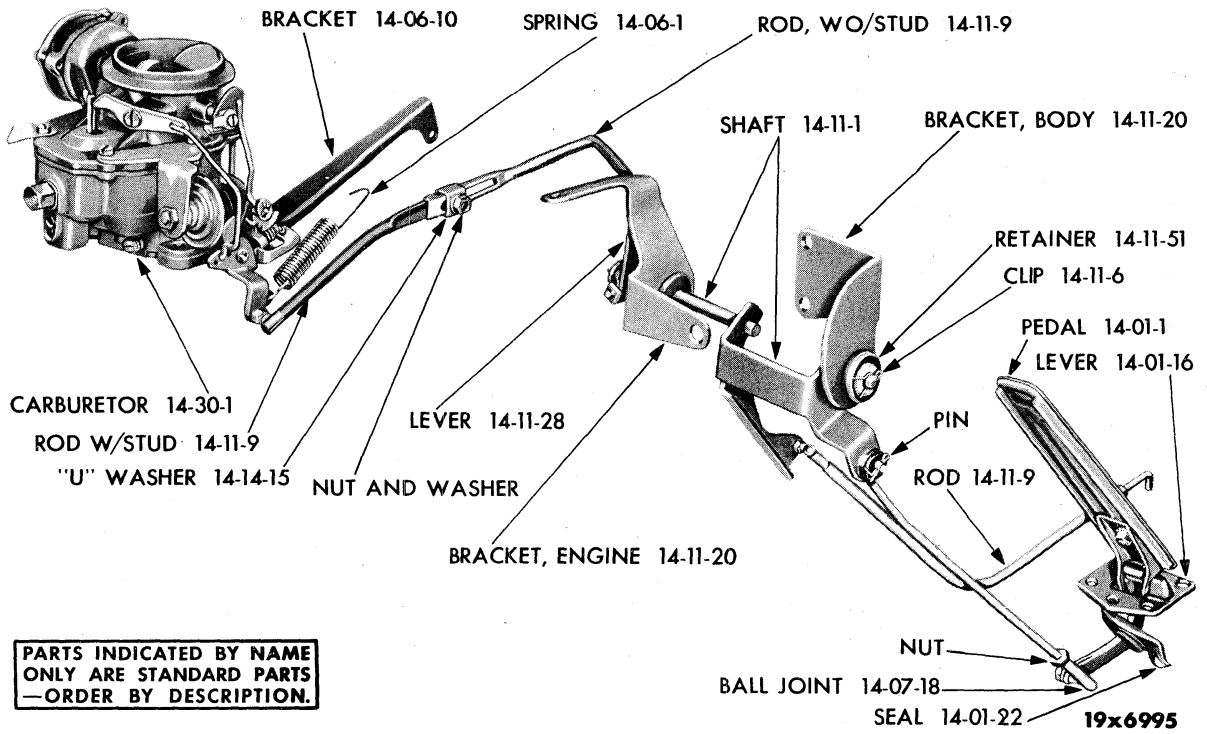


Plate 14-26

THROTTLE LINKAGE - DESOTO S23

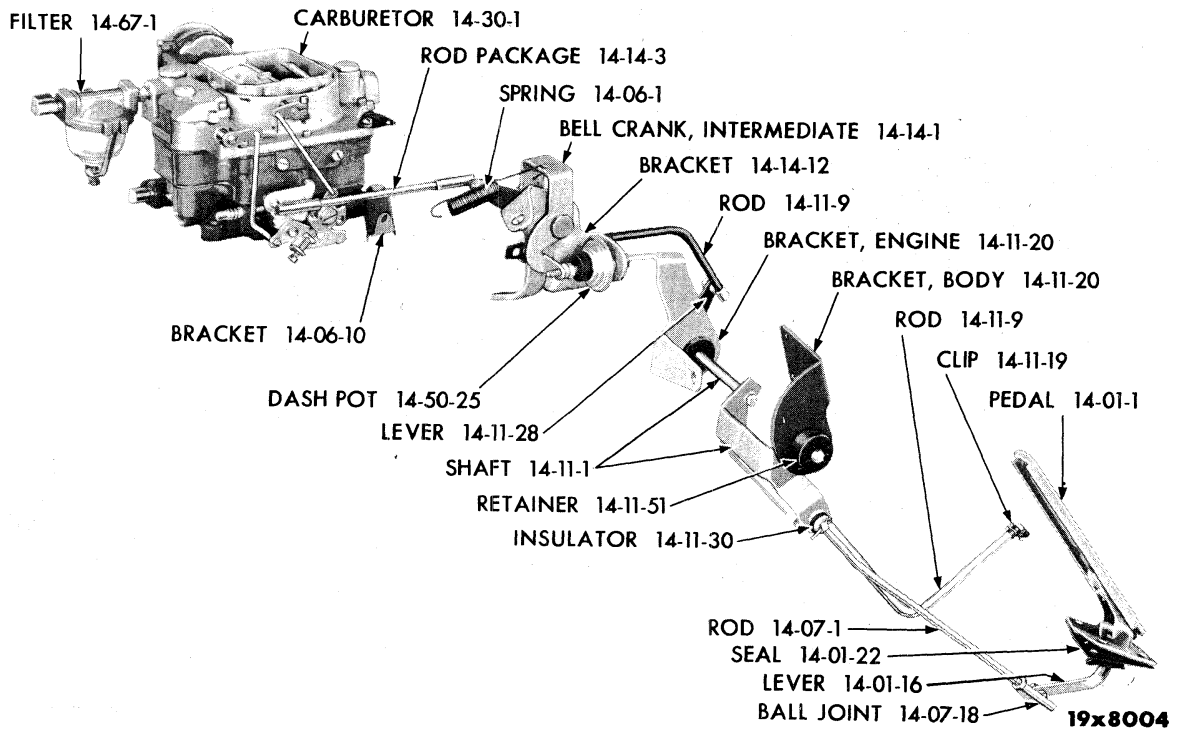


Plate 14-27

THROTTLE LINKAGE - DESOTO S24

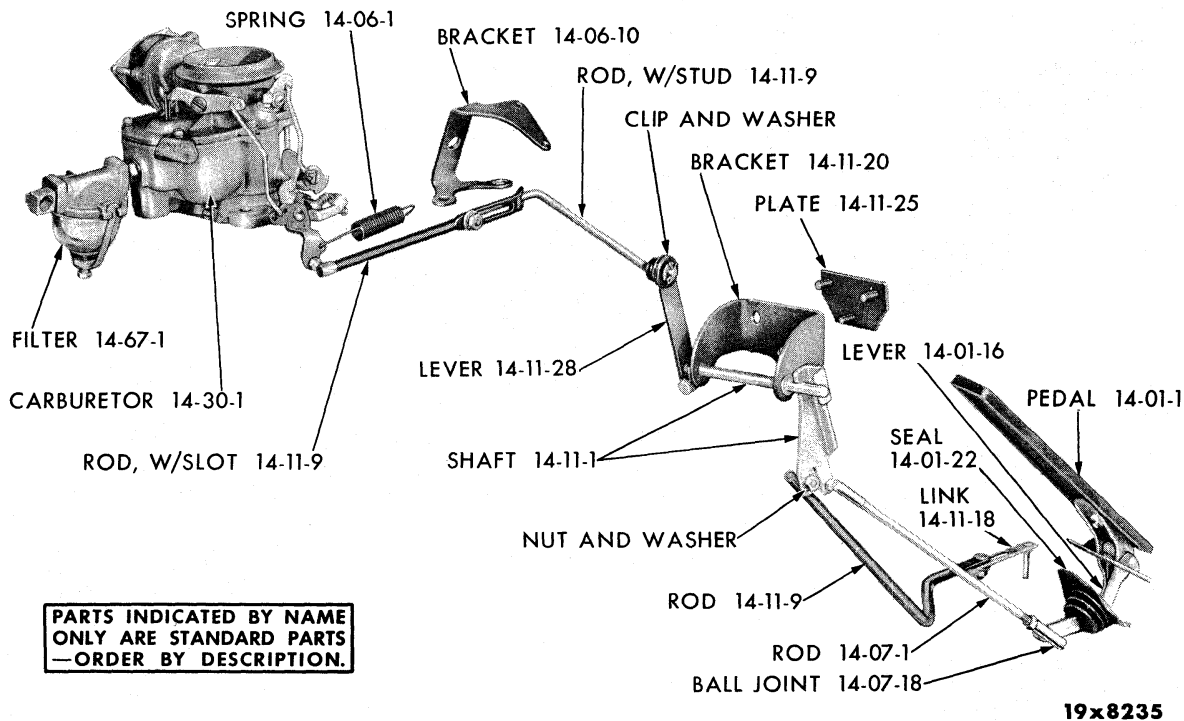


Plate 14-28 THROTTLE LINKAGE - DESOTO S25-26, CHRYSLER C75-1, C75-2, C76, IMPERIAL IM-1 (WITH AUTOMATIC TRANSMISSION)

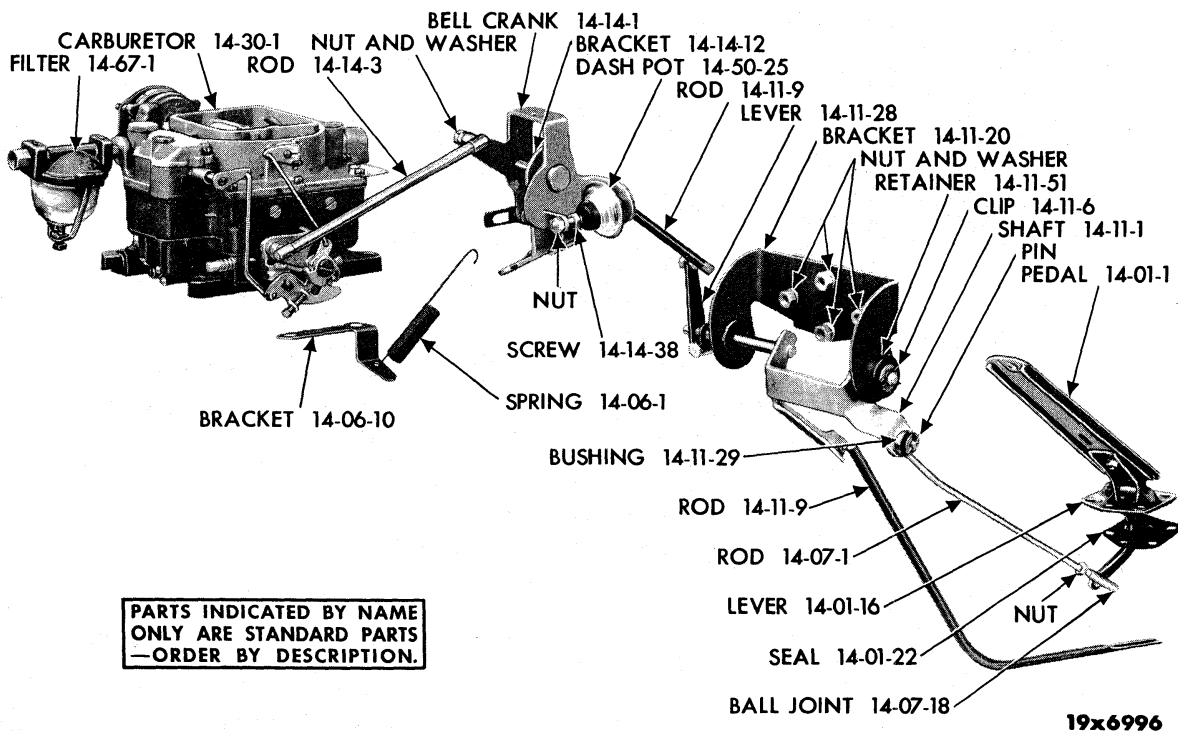


Plate 14-29 THROTTLE LINKAGE - CHRYSLER C71-72, IMPERIAL C70-73

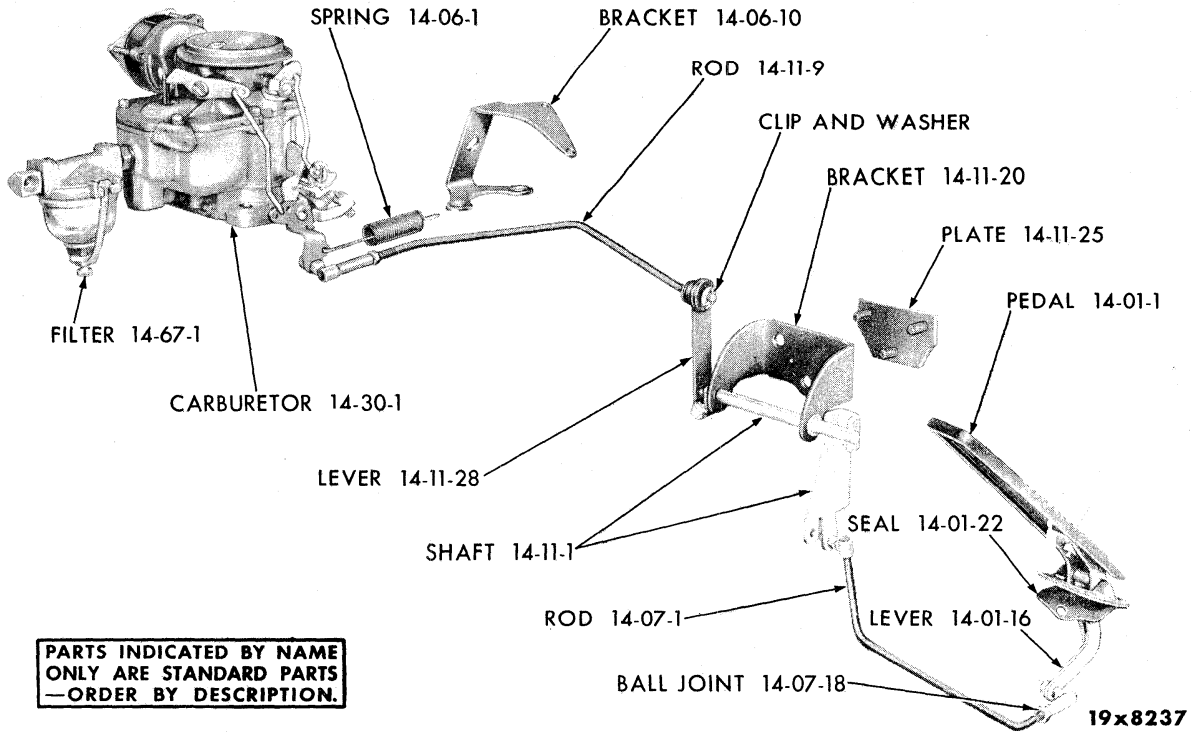


Plate 14-30

THROTTLE LINKAGE - CHRYSLER C75-1 (WITH STANDARD TRANSMISSION)

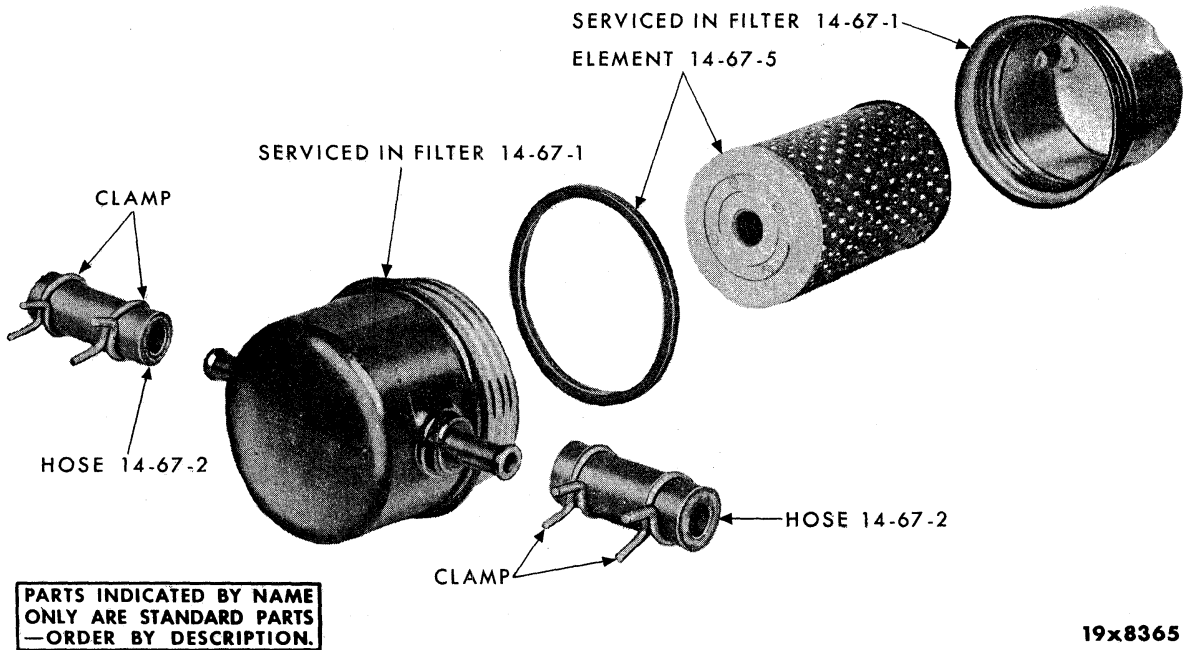


Plate 14-31

FUEL FILTER - CAN TYPE

CODE	PART NAME AND DESCRIPTION	NO. OF CYL.	PLYMOUTH	DODGE	DESOTO	CHRYSLER AND IMPERIAL	PER CAR	PART NUMBER
------	---------------------------	-------------	----------	-------	--------	-----------------------	---------	-------------

NOTE: When required to specify parts for Fuel Injection please refer to listing under Part Type Code 14-105-0.

14-01-0 ACCELERATOR PEDAL

14-01-1	PEDAL	6-8	55-56	55-56	55	55	1	1603 118
		6-8	57-58	-	-	-	1	1758 225
		6-8	-	57-58	57-58	57-58	1	1709 092
		8	-	-	56	56	1	1623 876
14-01-16	LEVER, w/BRACKET, w/Std. Trans., S23, C71	6-8	55-56	55-56	55-56	55-56	1	1616 234
		6-8	57-58	57-58	57-58	57	1	1734 023
		6-8	55-56	55-56	55-56	55-56	1	1630 488
		6-8	57-58	57-58	57-58	57-58	1	1734 024
14-01-22	SEAL, Lever	6-8	55	55-56	55-56	55-56	1	1611 621
		6-8	56	-	-	-	1	1632 149
		6-8	57-58	57-58	57-58	57-58	1	1734 027

14-02-0 AUTOMATIC PILOT

14-02-2	CONTROL, Pilot, except LY1	8	-	-	-	58	1	⊠1885 979
		8	-	-	-	58	1	*1885 955
14-02-3	BUTTON, Control Reset, except LY1	8	-	-	-	58	1	*1885 984
		8	-	-	-	58	1	⊠1885 958
14-02-4	KNOB, Control, except LY1	8	-	-	-	58	1	⊠1885 982
		8	-	-	-	58	1	⊠1885 956
14-02-5	PACKAGE, Control Insulator and Terminal	8	-	-	-	58	1	*1843 226
14-02-6	ROD, Control, except LY1	8	-	-	-	58	1	*1856 298
		8	-	-	-	58	1	⊠1856 299
14-02-7	LEVER, Accelerator Extension	8	-	-	-	58	1	*1856 297
14-02-8	COLLAR, Control Knob, except LY1	8	-	-	-	58	1	⊠1885 983
		8	-	-	-	58	1	*1885 957
14-02-9	NUT, Control Knob Bezel, LY1	8	-	-	-	58	1	*1886 974
14-02-10	NUT, Control Mounting, LY1	8	-	-	-	58	1	*1886 972
14-02-11	HOUSING, Control, except LY1	8	-	-	-	58	1	⊠1886 302
14-02-12	BALL JOINT, Control Rod	8	-	-	-	58	1	*1617 187
14-02-15	MECHANISM, Pilot	8	-	-	-	58	1	*1886 084
14-02-16	SCREW, w/WASHER, Pilot Mounting	8	-	-	-	58	2	*6010 019
		8	-	-	-	58	4	*6010 058
14-02-18	BRACKET, Pilot Mounting, LC1	8	-	-	-	58	1	⊠1850 882
14-02-19	CRANK, Pilot Armature Lever	8	-	-	-	58	1	*1850 939
14-02-21	SPRING, Pilot Armature Lever	8	-	-	-	58	1	*1856 577
14-02-22	LEVER, Pilot Armature	8	-	-	-	58	1	⊠1850 941
14-02-25	BRACKET, Brake Pedal Cut-out, except Power Brake	8	-	-	-	58	1	⊠1850 880
		8	-	-	-	58	1	⊠1850 881
14-02-32	SWITCH, Pilot Brake, Mechanical	8	-	-	-	58	1	*1885 974
		8	-	-	-	58	1	*1886 288
14-02-33	BRACKET, Pilot Cut-out Switch	8	-	-	-	58	1	⊠1850 879
14-02-34	CABLE, Trans. to Mechanism	8	-	-	-	58	1	⊠1887 908
14-02-35	CLIP, Mechanism Cable	8	-	-	-	58	1	*1436 940
14-02-36	SPRING, Fuse Holder	8	-	-	-	58	1	⊠1885 608

14-06-0 ACCELERATOR PEDAL RETURN SPRING

14-06-1	SPRING, w/Std. Trans.	6	55-56	-	-	-	1	1630 493
		6	55	-	-	-	1	1320 133
		6	56	-	-	-	1	1630 499
		6	-	55	-	-	1	1139 393
		6	-	56	-	-	1	1317 955
		6	56	55-56	-	-	1	1632 412
		6	56	-	-	-	1	1630 499
		6	57-58	57	-	-	1	1630 499
		6	-	57-58	57	-	1	1313 193

* Indicates use as required.

⊠ Indicates parts not listed in any previous parts book.

* Indicates change or addition.

Numerals in parentheses () refer to notes.

Prices and specifications subject to change without notice.

Nov. 10, 1958 Supersedes May 12, 1958.

PASSENGER CAR PARTS LIST 1955-58

FUEL

CODE	PART NAME AND DESCRIPTION	NO. OF CYL.	PLYMOUTH	DODGE	DESOTO	CHRYSLER AND IMPERIAL	PER CAR	PART NUMBER
	w/PowerFlite, D72, LD1	6	-	57-58	57	-	1	1630 499
	w/Std. or PowerFlite	8	55-56	55-56	-	-	1	1488 373
	w/Power Package, D63-1	8	-	56	-	-	1	1638 851
	w/PowerFlite and Power Package, D63-2, D63-3	8	-	56	-	-	1	1630 499
	w/Std. Trans., S22, S23, C67, C71	8	-	-	55-56	55-56	1	1821 368
	w/PowerFlite, S22, C67	8	-	-	55	55	1	1313 193
	Except S22, S23, C67, C71	8	-	-	55-56	55-56	1	1312 131
	w/Std. or PowerFlite, S25, C75-1	8	-	-	57	57	1	1821 368
	Except LD3, S25, C75-1	8	57-58	57-58	57	57-58	1	1821 368
	C68-300, C72-300	8	-	-	-	55-56	1	1139 393
	Fury, Adventurer, C76-300, LC3-300	8	57-58	-	57	57-58	1	1320 133
	LD3	8	-	58	58	-	1	1851 503
	w/Std. Trans. and 2-4 BBL. Carburetors, D500	8	-	58	-	-	1	1320 133
	w/ALL Trans. and 1-4 BBL. Carburetors, LD2-D500	8	-	58	-	-	1	1851 503
	Fury, D500, Adventurer, w/Fuel Injection	8	58	58	58	-	1	1821 368
	w/Power Package	8	56	-	-	-	1	869 848
	w/PowerFlite, D63-D500	8	-	56	-	-	1	869 848
	C71, w/Package, LD2-M	8	-	58	-	56	1	1312 131
	w/Auto. 3 Speed Trans., C70, C73	8	-	-	-	56	1	1313 193
14-06-10	STUD	6	55-58	57-58	-	-	1	1409 555
	CLIP	8	-	55-56	-	-	1	76 304
	BRACKET, D63-1, S27	8	55	55-57	57	-	1	1550 829
		8	56-58	-	-	-	1	1637 767
	D63-2, D63-3, except Power Package, UP TO Engine No. 62326, D63-1 Texan	8	-	56	-	-	1	1639 008
	D63-2, D63-3, except Power Package, AFTER Engine No. 62326, D63-D500	8	-	56	-	-	1	1730 440
	LD3	8	-	58	58	-	1	1827 999
	w/ALL Trans. and 1-4 BBL. Carburetors, LD2-D500	8	-	58	-	-	1	1827 999
	w/Std. Trans. and 2-4 BBL. Carburetors, D500	8	-	58	-	-	1	1851 753
	S21, S24	8	-	-	55-56	-	1	1618 850
	S22, C67, C71	8	-	-	55	55-56	1	1550 154
	w/Std. Trans., S23	8	-	-	56	-	1	1827 310
	w/PowerFlite	8	-	-	56	-	1	1634 268
	w/PowerFlite, C68, C69, C70, C72, C73	8	-	-	-	55-56	1	1615 879

NOTES

★ Indicates use as required.
 □ Indicates parts not listed in any previous parts book.
 November 10, 1958.

Numerals in parentheses () refer to notes.

Printed in U.S.A.
 Prices and specifications subject to change without notice.

* Indicates change or addition.

1955-58 PASSENGER CAR PARTS LIST

FUEL

CODE	PART NAME AND DESCRIPTION	NO. OF CYL.	PLYMOUTH	DODGE	DESOTO	CHRYSLER AND IMPERIAL	PER CAR	PART NUMBER
	w/Auto. 3 Speed Trans., C70, C73	8	-	-	-	56	1	1634 268
	Except S27	8	-	-	57	57	1	1827 310
	Fury, Pedal Return	8	57-58	-	-	-	1	1827 696
	S26 Adventurer, Pedal Return	8	-	-	57	-	1	1827 770
	w/o Air Cond., Fury, D500, Adventurer.	8	58	58	58	-	1	1851 753
	w/Air Cond., Fury, D500, Adventurer.	8	58	58	58	-	1	1854 998
	w/Auto. 3 Speed Trans. and 4 BBL. Carburetor, C75-1, LC1, LC2, LC3, LY1	8	-	-	-	57-58	1	1827 310
	C76-300, LC3-300	8	-	-	-	57-58	1	1827 648
	P27, D55, w/Power Package and Overdrive w/PowerFlite and Power Package, D63-1 UP TO Eng. No. 57738, D63-2, D63-3	8	55	55	-	-	1	1550 154
	w/PowerFlite and Power Package, D63-1 AFTER Eng. No. 57738	8	-	56	-	-	1	1638 852
	C71, w/Power Package	8	-	-	-	56	1	1730 440
		8	-	-	-	-	1	1615 879

14-07-0 ACCELERATOR PEDAL TO ACCELERATOR SHAFT ROD

14-07-1	ROD, w/Std. Trans., UP TO	6	55 (1)	-	-	-	1	1617 419
	AFTER	6	55-56 (1)	-	-	-	1	1634 420
	w/Std. Trans.	6	-	55-56	-	-	1	1617 438
	w/PowerFlite	6	55	55	-	-	1	1617 235
	w/PowerFlite	6	56	56	-	-	1	1638 365
	w/Std. or Overdrive Trans. and Power Package	6	56	-	-	-	1	1617 438
	w/Std. Trans., UP TO Ser. No. 15815132	8	55	-	-	-	1	1616 842
	w/Std. Trans., AFTER Ser. No. 15815132	8	55	-	-	-	1	1671 063
	w/Std. Trans., D63-1	8	-	55-56	-	-	1	1616 842
	w/Std. Trans.	8	56	-	-	-	1	1637 723
	w/PowerFlite, D63-1	8	56	56	-	-	1	1616 856
	D63-1, w/Power Pkg.	8	-	56	-	-	1	1638 853
	w/Std. Trans., D63-1 Texan, D63-2, D63-3, D63-D500	8	-	56	-	-	1	1638 853
	w/PowerFlite, D63-1 Texan, D63-2, D63-3, D63-D500	8	55	55-56	-	-	1	1616 856
	w/Std. Trans.	8	-	-	55-56	55-56	1	1616 255
	w/PowerFlite, UP TO	8	-	-	55 (2)	55 (2)	1	1613 780
	w/PowerFlite, AFTER	8	-	-	55-56 (2)	55-56 (2)	1	1637 719
	w/PowerFlite, C68-300, C72-300	8	-	-	-	55-56	1	1674 636
	w/Auto. 3 Speed Trans., C70, C73	8	-	-	-	56	1	1674 636
	w/Std. Trans., S25, S27, C75-1	6-8	57-58	57-58	57-58	57	1	1734 929
	w/PowerFlite and Auto. 3 Speed Trans.	6-8	57-58	57-58	57-58	57-58	1	1735 013
14-07-5	CLIP, Pedal to Shaft Rod	6	-	55-56	-	-	1	667 774
	Pedal to Shaft Rod	6	57	55-56	-	-	1	667 774
14-07-18	BALL JOINT, w/PowerFlite	6-8	55-58	55-58	55-58	55-58	1	1617 187

14-08-0 CARBURETOR LEVER ADAPTER

14-08-36	SPRING, Carburetor Lever Return, C68-300, C72-300	8	-	-	-	55-57	1	1639 133
	Fury, D500, Adventurer, C76-300, LC3-300	8	57-58	58	57-58	57-58	1	1320 133
14-08-37	BRACKET, C68-300, C72-300	8	-	-	-	55-56	1	1639 134
	Fury	8	57	-	-	-	1	1851 583
	S26 Adventurer	8	-	-	57	-	1	1827 771
	C76-300, LC3-300	8	-	-	-	57-58	1	1827 649
	w/o Air Cond., Fury, D500, Adventurer.	8	58	58	58	-	1	1851 752
	w/Air Cond., Fury, D500, Adventurer.	8	58	58	58	-	1	1854 997

14-11-0 ACCELERATOR SHAFT

14-11-1	SHAFT, Engine Cross	6	-	57-58	-	-	1	1735 843
	w/Std. Trans.	6	55-56	-	-	-	1	1617 398
	w/Std. Trans.	6	-	55-56	-	-	1	1617 446

NOTE 1: DETROIT EVANSVILLE LOS ANGELES
P26 Ser. No. 13913134 20762074 25184417

NOTE 2:
S21 approximate Ser. No. 50359351 S22 approximate Ser. No. 55243431
C67 Ser. No. W55-71636 C68 Ser. No. N55-41208
C69 Ser. No. C55-10573 C70 Ser. No. C55-1113

* Indicates use as required. Numerals in parentheses () refer to notes. Printed in U.S.A.
☐ Indicates parts not listed in any previous parts book. Prices and specifications subject to change without notice.
May 12, 1958 Supersedes Jan 30, 1958. Page 14-24 * Indicates change or addition.

CODE	PART NAME AND DESCRIPTION	NO. OF CYL.	PLYMOUTH	DODGE	DESOTO	CHRYSLER AND IMPERIAL	PER CAR	PART NUMBER
	w/PowerFlite	6	55-56	55-56	-	-	1	1616 148
	w/Std. or Overdrive Trans. and Power Package	6	56	-	-	-	1	1617 446
		6	57-58	-	-	-	1	1738 625
	w/Std. Trans.	6	-	57-58	-	-	1	1735 837
	PowerFlite	6	-	57-58	-	-	1	1738 625
	w/Std. Trans.	8	56	-	-	-	1	1672 646
	w/Std. Trans., D63-1	8	55	55-56	-	-	1	1616 844
	w/PowerFlite, D63-1	8	55	55-56	-	-	1	*1637 759
	w/Std. Trans., D63-1 Texan, D63-2, D63-3, D63-D500	8	-	56	-	-	1	1638 855
	w/PowerFlite, D63-1 Texan, D63-2, D63-3, D63-D500	8	56	56	-	-	1	1637 759
	w/Std. Trans.	8	-	-	55-56	55-56	1	1616 252
	w/PowerFlite, S22, S23, C67, C71, C68-300, C72-300	8	-	-	55-56	55-56	1	1613 925
	w/PowerFlite, S21, S24, C68, C69, C70, C72, C73	8	-	-	55-56	55-56	1	1613 767
	w/PowerFlite, S24 Adventurer	8	-	-	56	-	1	1673 683
	C71, w/Power Package	8	-	-	-	56	1	1673 683
	w/Auto. 3 Speed Trans., C70, C73	8	-	-	-	56	1	1674 638
	w/Std. Trans., LD2, S27	8	57-58	57-58	57	-	1	1735 955
	w/Auto. 3 Speed Trans., Fury, LD3	8	58	58	58	-	1	1852 614
	w/PowerFlite, LD2, S27, LS1, C75-1	8	57-58	57-58	57-58	57	1	*1735 952
	w/Auto. 3 Speed Trans. LD2	8	57-58	57-58	57	57-58	1	1735 016
	w/Std. or Auto. 3 Speed Trans., LD2-D500	8	-	58	-	-	1	*1852 614
14-11-5	SPACER, Shaft	6-8	55-56	55-56	56	56	2	1557 298
14-11-6	CLIP, Accelerator Shaft Bell Crank Insulator Washer, w/PowerFlite	6-8	56	55-56	55-56	55-56	1	790 839
14-11-8	ROD PACKAGE, Shaft to Carburetor, w/Std. Trans.	6	-	55	-	-	1	1603 201
	Shaft to Carburetor, w/Std. Trans., D63-1	8	55-56	55-56	-	-	1	*1603 201
	Shaft to Carburetor, w/Std. or Overdrive Trans. and Power Package	6	56	-	-	-	1	1603 200
	Shaft to Carburetor, D72 Taxi	6	57	57	-	-	1	1603 200
	Engine Bell Crank to Carburetor, w/Power Flite, D72 Taxi	6	55-58	57-58	-	-	1	1603 200
	Shaft to Engine Cross Shaft, w/Std. Trans.	6	57-58	57-58	-	-	1	1603 200
	Intermediate Bell Crank to Carburetor, w/PowerFlite, S21, S24	8	-	-	55-56	-	1	1603 200
14-11-9	ROD, Shaft to Engine Bell Crank, w/Std. Trans., UP TO	6	55 (1)	-	-	-	1	1612 804
	Shaft to Engine Bell Crank, w/Std. Trans., AFTER	6	55-56 (1)	-	-	-	1	1539 956
	Shaft to Engine Bell Crank, w/PowerFlite	6	55-56	-	-	-	1	1617 405
	Shaft to Engine Bell Crank, w/STUD, w/PowerFlite, D72 Taxi	6	57-58	57-58	-	-	1	1739 347
	Shaft to Engine Bell Crank, w/SLOT, w/PowerFlite, D72 Taxi	6	57-58	57-58	-	-	1	1733 945
	Shaft to Engine Cross Shaft, w/STUD, w/PowerFlite	6	-	57-58	-	-	1	1821 386
	Shaft to Engine Cross Shaft, w/SLOT, w/PowerFlite	6	-	57	-	-	1	1733 945
	Engine Cross Shaft to Carburetor, w/Std. Trans.	6	-	57-58	-	-	1	1735 848
	Shaft to Trans., w/PowerFlite	6	55-56	55	-	-	1	1617 395
	Shaft to Trans., w/PowerFlite	6	57-58	57-58	58	-	1	1735 024
	Shaft to Trans., w/PowerFlite	6	-	56	-	-	1	1634 804
	Shaft to Trans., w/PowerFlite	8	55-56	55-56	-	-	1	*1733 811
	Shaft to Trans., w/PowerFlite	8	-	-	-	56	1	1673 738
	Shaft to Trans., w/PowerFlite	8	-	-	55-56	55	1	1613 781
	Shaft to Trans., w/PowerFlite, S24 Adventurer	8	-	-	56	-	1	1673 738
	Shaft to Trans., w/PowerFlite, S27, C75-1	8	57-58	57-58	57-58	57	1	1735 024

NOTE 1: DETROIT EVANSVILLE LOS ANGELES
 P26 Ser. No. 13913134 20762074 25184417

1955-58 PASSENGER CAR PARTS LIST

FUEL

CODE	PART NAME AND DESCRIPTION	NO. OF CYL.	PLYMOUTH	DODGE	DESOTO	CHRYSLER AND IMPERIAL	PER CAR	PART NUMBER
	Shaft to Trans., w/STUD, w/Auto. 3 Speed Trans. C70, C73	8	-	-	-	56	1	1674 652
	Shaft to Trans., w/SLOT, w/Auto. 3 Speed Trans. C70, C73	8	-	-	-	56	1	1674 653
	Shaft to Trans., w/Auto. 3 Speed Trans., except IM, LY1	8	57-58	57	57	57-58	1	1734 979
	Shaft to Trans., w/Auto. 3 Speed Trans., IM, LY1	8	-	-	-	57-58	1	1739 370
	Shaft to Trans., w/Auto. 3 Speed Trans., LD2	8	-	58	-	-	1	1734 979
	Shaft to Trans., w/Auto. 3 Speed Trans., Fury, LD3, D500	8	58	58	58	-	1	1852 617
	Shaft to Carburetor, w/Std. Trans. D63-1 Texan, D63-2, D63-3	8	-	56	-	-	1	1639 010
	Shaft to Carburetor, w/Std. Trans. D63-500	8	-	56	-	-	1	1638 858
	Shaft to Carburetor, w/Std. Trans. and Power Package	8	-	56	-	-	1	1638 858
	Shaft to Carburetor, w/Std. Trans. S22	8	-	-	55	-	1	1618 883
	Shaft to Carburetor, w/Std. Trans. S23	8	-	-	56	-	1	1639 860
	Shaft to Carburetor, w/Std. Trans. C67, C71	8	-	-	-	55-56	1	1617 839
	Shaft to Carburetor, w/Std. Trans. and 2 bbl. Carburetor	8	57-58	-	-	-	1	1736 151
	Shaft to Carburetor, w/Std. Trans. and 4 bbl. Carburetor	8	57-58	-	-	-	1	1736 149
	Shaft to Carburetor, w/Std. Trans. and 2 bbl. Carburetor, LD2-L, S27	8	-	57-58	57	-	1	1736 055
	Shaft to Carburetor, w/Std. Trans. and 4 bbl. Carburetor, LD2-M, S27	8	-	57-58	57	-	1	1737 865
	Shaft to Carburetor, w/Std. Trans. LD3	8	-	58	-	-	1	1828 065
	Shaft to Carburetor, w/Std. Trans. and 2 bbl. Carburetor, S25	8	-	-	57	-	1	1737 853
	Shaft to Carburetor, w/Std. Trans.	8	-	-	58	-	1	1828 063
	Shaft to Carburetor, w/Std. Trans. and 4 bbl. Carburetor, LS1	8	-	-	58	-	1	1828 065
	Shaft to Carburetor, w/Std. Trans., Fury	8	58	-	-	-	1	1826 097
	Shaft to Carburetor, w/Std. Trans. and 2-4 BBL. Carburetors, Fury, D500	8	58	58	-	-	1	*1854 814
	Shaft to Carburetor, w/Std. Trans. and 2 bbl. Carburetor, C75-1	8	-	-	-	57	1	1735 972
	Shaft to Carburetor, w/STUD, w/PowerFlite, S22, C67, C71	8	55-56	55-56	55	55-56	1	1615 282
	Shaft to Carburetor, w/STUD, w/PowerFlite and Power Package	8	56	56	-	-	1	1615 282
	Shaft to Carburetor, w/STUD, w/PowerFlite, S23	8	-	-	56	-	1	1639 841
	Shaft to Carburetor, w/STUD, w/PowerFlite, Auto. 3 Speed Trans. and 2 bbl. Carburetor	8	57-58	-	-	-	1	1737 850
	Shaft to Carburetor, w/STUD, w/PowerFlite, Auto. 3 Speed Trans. and 4 bbl. Carburetor	8	57-58	-	-	-	1	1736 147
	Shaft to Carburetor, w/STUD, w/Auto. 3 Speed Trans., Fury	8	57-58	-	-	-	1	1827 691
	Shaft to Carburetor, w/STUD, w/PowerFlite and 2 bbl. Carburetor, LD2-L, S27	8	-	57-58	57	-	1	1737 862
	Shaft to Carburetor, w/STUD, w/Auto. 3 Speed Trans. and 2 bbl. Carburetor, S27	8	-	57	57	-	1	1737 862
	Shaft to Carburetor, w/STUD, w/PowerFlite, Auto. 3 Speed Trans. and 4 bbl. Carburetor, LD2, S27	8	-	57-58	57	-	1	1736 056
	Shaft to Carburetor, w/STUD, w/Auto. 3 Speed Trans. and 2 bbl. Carburetor, S25, S26, UP TO	8	-	-	57 (1)	-	1	1737 911
	Shaft to Carburetor, w/STUD, w/Auto. 3 Speed Trans. and 2 bbl. Carburetor, S25, S26, AFTER	8	-	-	57 (1)	-	1	1822 023

NOTE 1:
S25 Serial No. 55350811

S26 Serial No. 50409743

★ Indicates use as required.

Numerals in parentheses () refer to notes.

Printed in U.S.A.

□ Indicates parts not listed in any previous parts book.
May 12, 1958 Supersedes Oct. 10, 1957.

Prices and specifications subject to change without notice.

* Indicates change or addition.

CODE	PART NAME AND DESCRIPTION	NO. OF CYL.	PLYMOUTH	DODGE	DESOTO	CHRYSLER AND IMPERIAL	PER CAR	PART NUMBER
	Shaft to Carburetor, w/STUD, w/Auto 3 Speed Trans. and 4 bbl. Carburetor, LD3, LS1, LS3	8	-	58	58	-	1	*1827 635
	Shaft to Carburetor, w/STUD, w/Auto. Trans. and 2 bbl. Carburetor, LS1	8	-	-	58	-	1	*1828 061
	Shaft to Carburetor, w/STUD, w/PowerFlite and 4 bbl. Carburetor, LS1	8	-	-	58	-	1	*1827 635
	Shaft to Carburetor, w/STUD, Fury w/350 cu. in. Eng., D500, Adventurer	8	58	58	58	-	1	⊠1854 814
	Shaft to Carburetor, w/STUD, w/Auto. 3 Speed Trans. and 2 bbl. Carburetor, C75-1, LC1	8	-	-	-	57-58	1	*1822 021
	Shaft to Carburetor, w/STUD, w/Auto. 3 Speed Trans., and 4 bbl. Carburetor, LC1	8	-	-	-	58	1	*1822 020
	Shaft to Carburetor, w/STUD, C75-2, C76, LC2, LC3	8	-	-	-	57-58	1	*1822 020
	Shaft to Carburetor, w/STUD, IM, LY1	8	-	-	-	57-58	1	*1822 023
	Shaft to Carburetor, w/STUD, w/Auto. 3 Speed Trans., Adventurer, LC3-300	8	-	-	57	58	1	*1822 119
	Shaft to Carburetor, w/SLOT, w/PowerFlite, D63-1	8	55-56	55-56	-	-	1	1616 859
	Shaft to Carburetor, w/SLOT, w/PowerFlite, P29 Fury	8	56	-	-	-	1	1638 331
	Shaft to Carburetor, w/SLOT, w/PowerFlite and Power Package	8	56	-	-	-	1	1638 331
	Shaft to Carburetor, w/SLOT, w/PowerFlite, D63-1 Texan, D63-2, D63-3	8	-	56	-	-	1	1639 271
	Shaft to Carburetor, w/SLOT, w/PowerFlite, D63-D500	8	-	56	-	-	1	1639 579
	Shaft to Carburetor, w/SLOT, w/PowerFlite and Power Package	8	-	56	-	-	1	1639 579
	Shaft to Carburetor, w/SLOT, w/PowerFlite, S22, C67	8	-	-	55	55	1	1615 281
	Shaft to Carburetor, w/SLOT, w/PowerFlite, S23	8	-	-	56	-	1	1639 861
	Shaft to Carburetor, w/SLOT, w/PowerFlite, C71	8	-	-	-	56	1	1673 735
	Shaft to Carburetor, w/SLOT, w/PowerFlite and Auto. 3 Speed Trans., LD2	8	57-58	57-58	-	-	1	*1733 945
	Shaft to Carburetor, w/SLOT, w/Auto. 3 Speed Trans., Fury	8	57-58	-	-	-	1	*1822 008
	Shaft to Carburetor, w/SLOT, w/Auto. 3 Speed Trans., and 2 bbl. Carburetor, C75-1	8	-	-	-	57	1	*1822 022
	Shaft to Carburetor, w/SLOT, w/Auto. 3 Speed Trans., and 4 bbl. Carburetor	8	-	-	-	57	1	*1733 945
	Shaft to Carburetor, w/SLOT, w/Auto. 3 Speed Trans. and 2 bbl. Carburetor, LD2-L	8	-	58	-	-	1	*1737 850
	Shaft to Carburetor, w/SLOT, w/Auto. Trans., Fury, LD3, D500, LC1	8	-	58	58	58	1	*1822 022
	Shaft to Carburetor, w/SLOT, w/Auto. 3 Speed Trans., and 4 bbl. Carburetor	8	-	-	-	58	1	*1822 008
	Shaft to Carburetor, w/Auto. 3 Speed Trans., D500	8	-	57	-	-	1	1734 979
	Shaft to Carburetor, S24 Adventurer	8	-	-	56	-	1	1732 926
	Shaft to Carburetor, w/SLOT, w/Auto. 3 Speed Trans., and 2 bbl. Carburetor, S25 UP TO Serial No. 55350811	8	-	-	57	-	1	*1735 022
	Shaft to Carburetor, w/SLOT, w/Auto. 3 Speed Trans. and 2 bbl. Carburetor, S25 AFTER Serial No. 55350811	8	-	-	57	-	1	*1822 022
	Shaft to Carburetor, S26 Adventurer	8	-	-	57	-	1	1822 119
	Shaft to Carburetor, C68-300	8	-	-	-	55	1	1634 872
	Shaft to Carburetor, C72-300	8	-	-	-	56	1	1676 250

★ Indicates use as required.

Numerals in parentheses () refer to notes.

Printed in U.S.A.

⊠ Indicates parts not listed in any previous parts book.

Prices and specifications subject to change without notice.

* Indicates change or addition.

1955-58 PASSENGER CAR PARTS LIST

FUEL

CODE	PART NAME AND DESCRIPTION	NO. OF CYL.	PLYMOUTH	DODGE	DESOTO	CHRYSLER AND IMPERIAL	PER CAR	PART NUMBER
	Shaft to Carburetor, C76-300	8	-	-	-	57	1	1822 119
	Shaft to Inter. Bell Crank, w/Std. Trans., S21.	8	-	-	55	-	1	1612 804
	Shaft to Inter. Bell Crank, w/PowerFlite, S21	8	-	-	55	-	1	1618 902
	Shaft to Inter. Bell Crank, S24.	8	-	-	56	-	1	1639 842
	Shaft to Inter. Bell Crank, except C67	8	-	-	-	55	1	1613 776
	Shaft to Inter. Bell Crank, except C71	8	-	-	-	56	1	1673 731
	Shaft to Inter. Bell Crank, w/Power Package, C71	8	-	-	-	56	1	1673 731
	Shaft to Inter. Bell Crank, w/Auto. 3 Speed Trans., C70, C73	8	-	-	-	56	1	1674 646
14-11-10	BALL JOINT, Accelerator Shaft Lever to Carburetor Rod, C68-300, C72-300, S24 Adventurer	8	-	-	56	55-56	1	1553 774
14-11-18	LINK, Throttle Control Rod Adjusting, at Trans. End	6-8	57-58	57-58	57-58	57-58	1	*1735 025
14-11-19	CLIP, Shaft to Trans. Rod, C72.	8	-	-	56	56	1	667 774
14-11-20	BRACKET, Engine Cross Shaft	6	-	57-58	-	-	1	*1735 846
	Shaft Body, w/Std. Trans.	6	55-56	-	-	-	1	*1617 399
	w/Std. Trans.	6	-	55-56	-	-	1	1617 445
	w/PowerFlite	6	55-56	55	-	-	1	1630 413
	w/Std. or Overdrive Trans.and Power Package.	6	56	-	-	-	1	1617 445
	w/Std. Trans., D63-1	8	55-56	55-56	-	-	1	1616 847
	w/PowerFlite, UP TO Serial No. 15678849	8	55	-	-	-	1	1617 805
	w/PowerFlite, AFTER Serial No. 15678849.	8	55-56	-	-	-	1	1634 266
	w/PowerFlite, UP TO Serial No. 34744689.	8	-	55	-	-	1	1617 434
	w/PowerFlite, D55 AFTER Serial No. 34744689, D63, D63-D500, D63-1 Texan	8	-	55-56	-	-	1	1634 264
	w/PowerFlite	6	-	56	-	-	1	1617 232
	w/Std. Trans., D63-2, D63-3, D63-D500.	8	-	56	-	-	1	1638 856
	w/Std. Trans., S21, S22, S23, C67, C71.	8	-	-	55-56	55-56	1	1616 247
	w/PowerFlite	8	-	-	55-56	55	1	1617 803
	S24 Adventurer, C71, w/Power Package, C70, C72, C73, w/PowerFlite	8	-	-	56	56	1	1673 654
	w/Auto. 3 Speed Trans., C70, C73	8	-	-	-	56	1	1730 521
		6-8	57-58	57-58	57-58	57-58	1	*1734 030
	Shaft Engine, w/Std. Trans.	6	-	55-56	-	-	1	1632 414
	w/PowerFlite	6	55-56	55-56	-	-	1	1617 233
	w/Std. or Overdrive Trans.and Power Package.	6	56	-	-	-	1	1632 414
	w/PowerFlite, D63-1	8	55	55-56	-	-	1	1617 132
	w/PowerFlite	8	56	-	-	-	1	1637 766
	w/PowerFlite, D63-1 Texan, D63-2, D63-3, D63-D500	8	-	56	-	-	1	1639 577
	w/PowerFlite	8	-	-	55	-	1	1613 948
	w/PowerFlite	8	-	-	56	-	1	1639 855
	w/PowerFlite	8	-	-	-	55-56	1	1613 774
14-11-25	PLATE, Shaft Bracket Stud Retainer	6-8	55-56	55-56	56	56	1	1676 370
14-11-27	SCREW, Accelerator Shaft to Carburetor Rod Ball Joint, C68-300, S24 Adventurer, C72-300.	6-8	57-58	57-58	57-58	57-58	1	*1734 028
14-11-28	LEVER, Pedal to Shaft	8	-	-	56	55-56	1	1555 204
	Shaft to Carburetor Rod	6	-	55-56	-	-	1	1617 439
	w/Std. or Overdrive Trans.and Power Package.	6	55-56	56	-	-	1	1538 268
	w/Std. Trans.	6	-	55	-	-	1	1617 447
	w/Std. Trans.	6	56	-	-	-	1	1617 447
	w/Std. Trans.	6	57-58	57-58	-	-	1	*1735 839
	w/PowerFlite	6	57-58	57-58	-	-	1	*1739 345
	w/Std. Trans.	8	55	55-56	-	-	1	1616 846
	w/Std. Trans.	8	56	-	-	-	1	1672 648
	w/PowerFlite	8	55-56	55-56	-	-	1	1616 854
	w/Std. Trans., LD2, S27	8	57-58	57-58	57	-	1	*1735 950
	w/Std. Trans.	8	-	-	55-56	55-56	1	1616 248
	w/PowerFlite	8	-	-	55-56	55	1	1538 268
	w/PowerFlite, S25, C75-1	8	-	-	57	57	1	1735 950

★ Indicates use as required. Numerals in parentheses () refer to notes. Printed in U.S.A.
 ☐ Indicates parts not listed in any previous parts book. Prices and specifications subject to change without notice.
 Oct. 10, 1957 Supersedes Dec. 20, 1956. Page 14-28 * Indicates change or addition.

CODE	PART NAME AND DESCRIPTION	NO. OF CYL.	PLYMOUTH	DODGE	DESOTO	CHRYSLER AND IMPERIAL	PER CAR	PART NUMBER
	w/PowerFlite, S24 Adventurer, C71, w/Power Package	8	-	-	56	56	1	1673 662
	w/PowerFlite	8	-	-	-	56	1	1673 662
	Accelerator to Accelerator Shaft, w/Auto. 3 Speed Trans., C70, C73	8	-	-	-	56	1	1674 639
	Accelerator Shaft, Right, w/Auto. 3 Speed Trans., C70, C73	8	-	-	-	56	1	1674 642
	w/Auto. 3 Speed Trans. and 2 bbl. Carburetor, LD2-L, LC1	8	58	58	-	58	1	*1735 950
	w/PowerFlite, Auto. 3 Speed Trans. and 4 bbl. Carburetor, LD2, LC1	8	58	58	-	58	1	*1735 019
	w/Auto. 3 Speed Trans., D500	8	-	58	-	-	1	*1735 950
	w/Auto. 3 Speed Trans., LD3, LC2, LC3, LY1	8	57-58	57-58	57-58	57-58	1	*1735 019
	w/Auto. 3 Speed Trans., Adventurer, C76-300, LC3-300	8	-	-	57-58	57-58	1	*1735 950
	Engine Cross Shaft	6	-	57-58	-	-	1	*1735 845
14-11-29	BUSHING, Bell Crank, w/PowerFlite	6-8	55-58	55-58	55-58	55-58	1	*1539 316
14-11-30	INSULATOR, Bell Crank Sound, w/PowerFlite	6-8	55-58	55-58	55-58	55-58	1	*1539 284
14-11-48	SEAL, Shaft Bracket	6-8	57-58	57-58	57-58	57-58	1	*1827 773
14-11-50	BEARING, Body Bracket, w/PowerFlite	6-8	55-56	55-56	56	56	1	1484 391
	Engine Bracket, w/PowerFlite	6-8	55-56	55-56	55-56	55-56	1	1484 391
14-11-51	RETAINER, Body Bracket Bearing, w/PowerFlite	6-8	55-56	55-56	55-56	55-56	1	1484 392
	Engine Bracket Bearing, w/PowerFlite	6-8	55-56	55-56	55-56	55-56	1	1484 392
14-13-0 THROTTLE CONTROL BALL JOINT								
14-13-1	BALL JOINT, Engine Bell Crank to Carburetor Rod, D72 Taxi	6	55-58	57-58	-	-	1	*1401 687
	Accelerator Shaft to Carburetor Rod, D62	6-8	57-58	56-58	58	57	1	*1401 687
	Shaft to Engine Bell Crank Rod	6	57-58	57	-	-	1	*1401 687
	Engine Cross Shaft to Carburetor Rod	6	57	57-58	-	-	1	*1401 687
	Accelerator Shaft to Carburetor, C76-300, LC3-300, Adventurer	8	-	-	57	57-58	1	*1401 687
	Shaft to Engine Cross Shaft Rod, S27 Taxi	6	-	-	57	-	1	1617 187
14-13-5	RETAINER, Bell Crank to Carburetor Rod Ball Joint	6-8	57	57	57	57	★	1672 616
	Accelerator Shaft to Engine Cross Shaft Rod Ball Joint	6-8	57	57	57	57	★	1672 585
	Accelerator Shaft to Trans. Rod Ball Joint	6-8	57	57	57	57	★	1672 616
14-14-0 THROTTLE CONTROL BELL CRANK								
14-14-1	BELL CRANK, Engine, w/Std. Trans.	6	55-56	-	-	-	1	1313 194
	Engine, D72 Taxi	6	57-58	57-58	-	-	1	*1738 631
	Intermediate, w/PowerFlite, except S22, S23, C71	8	-	-	55-56	55-56	1	1614 736
	Intermediate, C71, w/Power Package	8	-	-	-	56	1	1614 736
14-14-3	ROD, Engine Bell Crank to Carburetor w/Std. Trans.	6	55-56	-	-	-	1	1617 724
	Engine Bell Crank to Carburetor, w/Governor	6	55	-	-	-	1	1619 931
	Engine Bell Crank to Carburetor, w/Power-Flite, Up To 3606	6	-	55	-	-	1	1615 934
	Engine Bell Crank to Carburetor, w/PowerFlite, After 3606	6	-	55	-	-	1	1632 463
	Engine Bell Crank to Carburetor	6	-	56	-	-	1	1671 790
	Intermediate Bell Crank to Carburetor, except C67, C71	8	-	-	-	55-56	1	1536 203
	Intermediate Bell Crank to Carburetor, C71, w/Power Package	8	-	-	-	56	1	1536 203
14-14-5	CLIP, Accelerator Shaft to Trans. Rod, w/PowerFlite	6	55-56	55-56	-	-	1	666 790
	w/PowerFlite	8	55-56	55-56	55-56	55-56	1	667 774
	Accelerator Shaft to Carburetor Rod, w/PowerFlite	8	55	55	-	-	1	667 774

★ Indicates use as required. Numerals in parentheses () refer to notes. Printed in U.S.A.
 ☐ Indicates parts not listed in any previous parts book. Prices and specifications subject to change without notice.
 * Indicates change or addition. Oct. 10, 1957 Supersedes Dec. 20, 1956.

1955-58 PASSENGER CAR PARTS LIST

FUEL

CODE	PART NAME AND DESCRIPTION	NO. OF CYL.	PLYMOUTH	DODGE	DESOTO	CHRYSLER AND IMPERIAL	PER CAR	PART NUMBER
	Engine Bell Crank to Carburetor Rod	6	55-56	-	-	-	1	667 774
	Accelerator Shaft to Carburetor Rod, w/Std. Trans., S22, S23, C67, C71	8	-	-	55-56	55-56	1	667 774
	Accelerator Shaft to Carburetor Rod, w/PowerFlite, S23, C71	8	56	56	56	56	1	666 790
	Accelerator Pedal to Accelerator Shaft Rod, w/PowerFlite	6-8	55	55	55	55	1	1553 587
	Accelerator Shaft Lever to Carburetor Rod, C68-300, C72-300	8	-	-	56	55-56	1	666 790
	Engine Bell Crank, D72 Taxi	6	-	57	-	-	1	148 148
14-14-10	SWIVEL or BOLT, Carburetor Rod, C68-300, C72-300, S24 Adventurer	8	-	-	56	55-56	2	1639 124
	Fury, D500, Adventurer, C76-300, LC3-300 . .	8	57-58	57-58	57-58	57-58	1	1822 124
14-14-12	BRACKET, Engine Bell Crank Shaft, w/PowerFlite	6	55-56	-	-	-	1	1617 162
	w/PowerFlite	6	-	55-56	-	-	1	1617 241
	w/Power Package	6	56	-	-	-	1	1617 241
	Intermediate Bell Crank, except C67, C71 . .	8	-	-	-	55-56	1	1557 724
	S21	8	-	-	55	-	1	1617 193
	Intermediate Bell Crank, S24	8	-	-	56	-	1	1639 839
	Intermediate Bell Crank, C71, w/Power Package	8	-	-	-	56	1	1557 724
14-14-15	"U" WASHER, Engine Bell Crank Lever Swivel, w/PowerFlite	6	55-56	55-56	-	-	1	1610 471
	Accelerator Shaft to Carburetor Rod Adjusting, S22, S23, C67, C71	8	55-56	55-56	55-56	55-56	1	1610 471
	Accelerator Shaft to Intermediate Bell Crank Rod, S21, S24, C70, C72, C73 w/PowerFlite	8	-	-	55-56	55-56	1	1610 471
	Accelerator Shaft to Trans. Rod	6-8	57-58	57-58	57-58	57-58	1	1610 471
14-14-20	STUD, Intermediate Bell Crank, except S22, S23, C67, C71	8	-	-	55-56	55-56	1	1536 202
	Intermediate Bell Crank, C71, w/Power Package	8	-	-	-	56	1	1536 202
	Engine Bell Crank	6	55-56	-	-	-	1	1117 171
	Engine Bell Crank, w/Mounting PLATE, D72 Taxi	6	57-58	57-58	-	-	1	1738 628
14-14-21	WASHER, Engine Bell Crank Stud Lock . . .	6	56	-	-	-	1	1319 068
14-14-30	SHAFT, Engine Bell Crank, w/PowerFlite . .	6	55-56	-	-	-	1	1617 161
	w/PowerFlite	6	-	55	-	-	1	1617 240
	w/PowerFlite	6	-	56	-	-	1	1671 788
14-14-36	LEVER, Engine Bell Crank, w/PowerFlite . .	6	55-56	-	-	-	1	1617 163
	w/PowerFlite	6	-	55-56	-	-	1	1617 225
	w/Power Package	6	56	-	-	-	1	1617 225
14-14-38	SCREW, Intermediate Bell Crank Adjusting, w/PowerFlite, except S22, S23, C67, C71 . . .	8	-	-	55-56	55-56	1	1538 411
	C71, w/Power Package	8	-	-	-	56	1	1538 411
14-14-40	SPACER, Accelerator Shaft Bell Crank, w/PowerFlite	8	55	55	-	-	2	1557 298
14-15-0 THROTTLE LEVER ROD								
14-15-3	ROD, Throttle Lever Interconnecting, C68-300, C72-300	8	-	-	-	55-56	1	1634 875
	S24 Adventurer	8	-	-	56	-	1	1732 575
	Fury, D500, Adventurer	8	57-58	58	58	-	1	1825 924
	C76-300, LC3-300	8	-	-	-	57-58	1	1822 122
14-15-6	SWIVEL, Rod	8	57-58	57-58	57-58	57-58	1	*1822 124
14-15-10	ROD END, Throttle Lever Interconnecting Rod, Front, C68-300, C72-300, S24 Adventurer	8	-	-	56	55-56	1	1634 877
	Rear, C68-300, C72-300, S24 Adventurer . . .	8	-	-	56	55-56	1	1634 876
	Front, Fury, D500, Adventurer, C76-300, LC3-300	8	57-58	58	57-58	57-58	1	1822 123
	Rear, Fury, D500, Adventurer, C76-300, LC3-300	8	57-58	58	57-58	57-58	1	1634 876
14-15-14	SCREW, Throttle Lever Interconnecting Rod End Front Ball, C68-300, C72-300	8	-	-	-	55-56	1	1555 204

* Indicates use as required.

Numerals in parentheses () refer to notes.

Printed in U.S.A.

⊠ Indicates parts not listed in any previous parts book.

Prices and specifications subject to change without notice.

Nov. 10, 1958 Supersedes Oct. 10, 1957.

* Indicates change or addition.

CODE	PART NAME AND DESCRIPTION	NO. OF CYL.	PLYMOUTH	DODGE	DESOTO	CHRYSLER AND IMPERIAL	PER CAR	PART NUMBER
14-28-O THROTTLE GUARD OR FAST IDLE DIAPHRAGM								
14-28-23	COIL PACKAGE, w/GASKET, Diaphragm, w/Air Cond.	8	-	-	56	56	1	1631 379
14-28-25	DIAPHRAGM, w/Magnet COIL, w/Air Cond. . .	8	-	-	56	56	1	1557 277
14-28-26	PLUNGER, Diaphragm Coil, w/Air Cond. . .	8	-	-	56	56	1	1631 371
14-28-27	BRACKET, Diaphragm, w/Air Cond., S24 . . .	8	-	-	56	-	1	1673 751
14-28-28	SPRING, Diaphragm Magnet Coil, w/Air Cond..	8	-	-	56	56	1	1631 372
14-28-30	NUT, Diaphragm Adjusting, w/Air Cond. . . .	8	-	-	56	56	1	1631 373
14-28-31	TUBE, Fast Idle Intake Manifold, w/Air Cond. and w/o Power Brakes.	8	-	-	56	56	1	861 521
	Connector	8	-	-	56	56	1	431 537
	Nut.	8	-	-	56	56	1	137 396
	Reducer.	8	-	-	56	56	1	444 027
	TUBE, Carburetor to Diaphragm Vacuum, w/Air Cond.	8	-	-	56	56	1	861 521
	Connector	8	-	-	56	56	1	431 537
	Nut.	8	-	-	56	56	1	137 396
14-28-32	SPRING, Diaphragm Adjusting Nut, w/Air Cond.	8	-	-	56	56	1	645 642
14-28-33	HOSE, Fast Idle Intake Manifold to Diaphragm Vacuum, w/Air Cond.	8	-	-	56	56	1	1308 360
14-28-35	TEE, Fast Idle Intake, w/Air Cond. and Power Brakes, S23, C71	8	-	-	56	56	1	1671 169
	TEE, Fast Idle Intake, w/Air Cond. and Power Brakes, except S23, C71	8	-	-	56	56	1	1671 170
14-28-37	PAWL, Throttle Lever Fast Idle, w/Air Cond., S23	8	-	-	56	-	1	1630 479
	w/Air Cond., S24	8	-	-	56	-	1	1673 749
	w/Air Cond., C71	8	-	-	-	56	1	1676 020
	w/Air Cond., C70, C72, C73	8	-	-	-	56	1	1630 589
14-28-39	SCREW, Diaphragm Coil Mounting, w/Air Cond.	8	-	-	56	56	1	155 028
14-28-40	GASKET, Diaphragm Coil Mounting, w/Air Cond.	8	-	-	56	56	1	1400 861
14-28-41	BALL, Diaphragm Check, w/Air Cond.	8	-	-	56	56	1	651 205
14-29-O CARBURETOR AIR CLEANER								
14-29-2	AIR CLEANER, except Power Package, P26, P28	6	55-56	-	-	-	1	1603 367
	w/Power Package	6	56	-	-	-	1	1557 312
	w/GOVERNOR	6	55	-	-	-	1	E1879 510
	w/o Governor, D72, LD1, Taxi	6	57-58	57-58	-	-	1	1738 022
	w/GOVERNOR	6	57	-	-	-	1	*1738 622
	w/GOVERNOR, LP1 UP TO Ser. No. 9686 . .	6	58	-	-	-	1	*1738 622
	w/GOVERNOR, LP1 AFTER Ser. No. 9686 . .	6	58	-	-	-	1	E1855 175
		6	-	55-56	-	-	1	1557 312
	P31, LP2, D72, LD1	6-8	57-58	57-58	-	-	1	1738 020
	P27	8	55	-	-	-	1	1632 227
	w/Power Package, P27, D55	8	55	55	-	-	1	1615 830
	P29 except Fury UP TO Ser. No. 14202500 . .	8	56	-	-	-	1	1639 063
	P29 except Fury AFTER Ser. No. 14202500 . .	8	56	-	-	-	1	1731 478
	P29 Fury, P29, w/Power Package.	8	56	-	-	-	1	1639 065
	P31 w/Power Package	8	57	-	-	-	1	1827 355
	P31 Fury	8	57	-	-	-	1	1821 398
	Fury	8	58	-	-	-	2	1852 568
	w/Fuel Injection, Fury, LD2-D500	8	58	58	-	-	2	*1852 206
	LP2 w/Power Package	8	58	-	-	-	1	1826 106
	D63-1	8	-	55-56	-	-	1	1557 314
	D63-1 w/Power Package, D63-D500	8	-	56	-	-	1	1639 126
	D63-1 Texan, D63-2, D63-3	8	-	56	-	-	1	1637 697
	D-500	8	-	57	-	-	1	1827 380

★ Indicates use as required.

☐ Indicates parts not listed in any previous parts book.

* Indicates change or addition.

Numerals in parentheses () refer to notes.

1955-58 PASSENGER CAR PARTS LIST

FUEL

CODE	PART NAME AND DESCRIPTION	NO. OF CYL.	PLYMOUTH	DODGE	DESOTO	CHRYSLER AND IMPERIAL	PER CAR	PART NUMBER
	w/o Power Package, D66, D67-1, S27, UP TO . . .	8	-	57 (1)	57 (1)	-	1	1730 861
	w/o Power Package, D66, D67-1, S27, AFTER . . .	8	-	57 (1)	57 (1)	-	1	1826 114
	w/o Power Package, D70, D71	8	-	57	-	-	1	1826 114
	w/Power Package, D66, D67-1, D70, D71, S27	8	-	57	57	-	1	1826 115
	D67-2, LD2-M	8	-	57-58	-	-	1	1826 115
	LD2-L	8	-	58	-	-	1	1826 114
	LD2-D500, LD3	8	-	58	-	-	1	1826 106
	w/Air Cond., LD2-D500, LD3	8	-	58	-	-	1	1827 970
	w/Fuel Injection, D500, Adventurer	8	-	58	58	-	2	1852 206
	S21	8	-	-	55	-	1	1615 825
	S22	8	-	-	55	-	1	1617 221
	S23	8	-	-	56	-	1	1637 701
	S24	8	-	-	56	-	1	1639 139
	S25	8	-	-	57	-	1	1827 365
	S26, UP TO	8	-	-	57 (2)	-	1	1731 607
	S26, AFTER	8	-	-	57 (2)	-	1	1827 366
	LS1, LS2, LS3	8	-	-	58	-	1	1826 106
	w/Air Cond.	8	-	-	58	-	1	1827 970
	Adventurer	8	-	-	58	-	2	1852 568
	S26 Adventurer	8	-	-	57	-	2	1821 915
	C67	8	-	-	-	55	1	1617 795
	C68, C69, C70	8	-	-	-	55	1	1557 323
	Except Power Package, C71	8	-	-	-	56	1	1637 706
	w/Power Package, C71	8	-	-	-	56	1	1673 775
	C70, C72, C73	8	-	-	-	56	1	1639 026
	C68-300	8	-	-	-	55	1	1636 582
	S24 Adventurer, C72-300	8	-	-	56	56	2	*1673 794
	C75-1, LC1	8	-	-	-	57-58	1	1730 868
	C75-2, C76, IM, UP TO	8	-	-	-	57 (3)	1	1730 867
	C75-2, C76, IM, AFTER	8	-	-	-	57 (3)	1	1739 568
	C76-300	8	-	-	-	57	1	1821 398
	LC2, LC3	8	-	-	-	58 (4)	1	*1739 568
	LC2, LC3	8	-	-	-	58 (5)	1	*1730 867
	LY1	8	-	-	-	58	1	*1739 568
	LC3-300	8	-	-	-	58	2	1852 568
14-29-3	GASKET, Filter, w/Air Cleaner Stamped 1630 501	6	55-56	-	-	-	1	1325 809
	w/Air Cleaner Stamped 1630 502	6	55-56	-	-	-	1	1325 804
	S21, C68, C69, C70	8	-	-	55	55	1	1632 391
	P27, D55, C67, w/Power Package	8	55	55	-	55	1	1632 391
	w/1731 478 Air Cleaner	8	56	-	-	-	1	1821 144
14-29-5	GASKET, Mounting, D72, LD1, Taxi	6	55-58	57-58	-	-	1	952 062
	P28 w/Power Package, D72	6	56	57	-	-	1	1326 847
	LP2, LD1, LD2, S22, S25, S27, C71, C75, LC1	6-8	55-58	55-58	55-57	55-58	1	1326 847
	P27, P29, P31, D55, D66, D67-1, D70, D71, S27, C71, w/Power Package, Fury	8	55-57	55-57	57	56	★	1535 887
	D500, C76-300	8	-	57	-	57	1	1821 170
	S21, S23, S24, S26, C68, C69, C70, C72, C73, C68-300, C72-300, D63-D500	8	-	56	55-57	55-56	1	1535 887
	C76, IM, UP TO	8	-	-	-	57 (3)	1	1535 887
	C76, IM, AFTER	8	-	-	-	57 (3)	1	1821 170
	LC2, LC3	8	-	-	-	58 (4)	1	*1821 170
	LC2	8	-	-	-	58 (5)	1	*1326 847
	LC3	8	-	-	-	58 (5)	1	*1535 887
	LP2 w/Power Package, Fury w/350 cu. in. Eng., LD3, LD2-D500, LS All, LY1, LC3-300	8	58	58	58	58	★	*1821 170

- NOTE 1: D66 Serial No. 35191602 D67-1 Serial No. 37257988
 S27 Serial No. 58007686.
- NOTE 2: S26 Eng. No. 17796.
- NOTE 3: C75-2 Eng. No. LE57-22798 C76 Eng. No. NE57-25366.
 IM Eng. No. CE57-26665.
- NOTE 4: LC2 UP TO Eng. No. 58S-1201 and AFTER LC3 UP TO Eng. No. 58S-1201 and AFTER
 58S-1500 L. A. Blt. 58S-1350 L. A. Blt.
- NOTE 5: LC2 FROM Eng. No. 58S-1201 thru LC3 FROM Eng. No. 58S-1201 thru
 58S-1500 L. A. Blt. 58S-1350 L. A. Blt.

CODE	PART NAME AND DESCRIPTION	NO. OF CYL.	PLYMOUTH	DODGE	DESOTO	CHRYSLER AND IMPERIAL	PER CAR	PART NUMBER
14-29-6	FILTER	6	57-58	-	-	-	1	1739 548
	P31, LP2, D72, LD1	6-8	57-58	57-58	-	-	1	1739 547
	P31 w/Power Package, D66, D67, D70, D71, LD2, S27	8	57	57-58	57	-	1	1739 549
	P31 Fury, D500, S25, S26, C75, C76, IM, C76-300	8	57	57	57	57	1	*1739 546
	LP2 w/Power Package, LD2-D500, LD3	8	58	58	58	-	1	1826 119
	Fury, Adventurer, LC3-300	8	58	-	58	58	★	1852 569
	LC1, LC2, LC3, LY1	8	-	-	-	58	1	1739 546
	14-29-12	BRACKET, Steady	6	55	-	-	-	1
		6	57	-	-	-	1	1738 623
	D500	8	-	57	-	-	1	1821 311
	w/Power Package, P31 UP TO Ser. No. 16230510	8	57	-	-	-	1	1738 339
	w/Power Package, P31 AFTER Ser. No. 16230510	8	57	-	-	-	1	1821 964
	w/GOVERNOR, LP1	6	58	-	-	-	1	1855 168
	Fury, w/318 cu.in. Eng.	8	57-58	-	-	-	2	1828 113
	Fury, w/350 cu.in. Eng., Adventurer, Right	8	58	-	58	-	1	1851 757
	Fury, w/350 cu.in. Eng., Adventurer, Left	8	58	-	58	-	1	1851 758
	w/o Power Package, D66, D67-1, S27, UP TO	8	-	57 (1)	57 (1)	-	1	1738 343
	w/o Power Package, D66, D67-1, S27, AFTER	8	-	57 (1)	57 (1)	-	1	1822 071
	w/o Power Package, D70, D71, LD2	8	-	57-58	-	-	1	1822 071
	w/Power Package, D66, D67-1, S27, UP TO	8	-	57 (2)	57 (2)	-	1	1738 339
	w/Power Package, D66, D67-1, S27, AFTER	8	-	57 (2)	57 (2)	-	1	1822 071
	w/Power Package, D70, D71	8	-	57	-	-	1	1822 071
	D67-2 UP TO Ser. No. 37257988	8	-	57	-	-	1	1738 343
	D67-2 AFTER Ser. No. 37257988	8	-	57	-	-	1	1822 071
	w/Air Conditioning, D500	8	-	57	-	-	1	1828 059
	S25, S26, UP TO	8	-	-	57 (3)	-	1	1738 341
	Front, S25, S26, AFTER	8	-	-	57 (3)	-	1	1822 056
	Rear, S25, S26, AFTER	8	-	-	57 (3)	-	1	1822 055
	Front, w/Air Cond., S25, S26, AFTER	8	-	-	57 (3)	-	1	1827 883
	Rear, w/Air Cond., S25, S26, AFTER	8	-	-	57 (3)	-	1	1827 884
	S26 Adventurer, Right	8	-	-	57	-	1	1827 851
	S26 Adventurer, Left	8	-	-	57	-	1	1827 882
	w/Air Cond., Short	8	-	58	58	-	1	1854 823
	w/Air Cond., Long	8	-	58	58	-	1	E1855 451
	C75, LC1, LC2, Front	8	-	-	-	57-58	1	1821 662
	C75, LC1, LC2, Rear	8	-	-	-	57-58	1	1821 661
	C76, IM, Front	8	-	-	-	57	1	*1821 626
	C76, IM, Rear	8	-	-	-	57	1	*1821 627
	C76-300, Front	8	-	-	-	57	1	1822 027
	C76-300, Rear	8	-	-	-	57	1	1822 026
	w/o Air Cond., LC3, LY1, Front, UP TO	8	-	-	-	58 (4)	1	*1821 626
	w/o Air Cond., LC3, LY1, Front, AFTER	8	-	-	-	58 (4)	1	*1855 413
	w/o Air Cond., LC3, LY1, Rear, UP TO	8	-	-	-	58 (4)	1	*1821 627
	w/o Air Cond., LC3, LY1, Rear, AFTER	8	-	-	-	58 (4)	1	*1855 414
	w/Air Cond., LC3, LY1, Front	8	-	-	-	58	1	1855 413
	w/Air Cond., LC3, LY1, Rear	8	-	-	-	58	1	1855 414
14-29-15	CLAMP, Attaching, except C68, C69, C70	8	55	55	55	55	1	1555 185
		6	57-58	-	-	-	1	1324 984

NOTE 1:

D66 Serial No. 35191602
S27 Serial No. 58007686

D67-1 Serial No. 37257988

NOTE 2:

D66 Serial No. 35191602
S27 Serial No. 38007206

D67-1 Serial No. 37257588

NOTE 3:

S25 Eng. No. 22184

S26 Eng. No. 17796

NOTE 4: LC3 Eng. No. 58N-11399.

LY1 Eng. No. 58C-11263.

★ Indicates use as required.

Numerals in parentheses () refer to notes.

Printed in U.S.A.

☐ Indicates parts not listed in any previous parts book.

Prices and specifications subject to change without notice.

* Indicates change or addition.

1955-58 PASSENGER CAR PARTS LIST

FUEL

CODE	PART NAME AND DESCRIPTION	NO. OF CYL.	PLYMOUTH	DODGE	DESOTO	CHRYSLER AND IMPERIAL	PER CAR	PART NUMBER
14-29-33	STUD, Air Cleaner to Carburetor	8	55-58	55-58	55-58	55-58	★	1826 286
	Nut, wing	8	57-58	57-58	57-58	57-58	★	148 305
14-29-65	HOUSING, Air Cleaner Silencer, C68-300, C72-300	8	-	-	-	55-56	1	1636 632
	S24 Adventurer	8	-	-	56	-	2	1731 626
	Nut	8	-	-	-	55-56	2	117 204
	Washer, Plain	8	-	-	-	55-56	2	120 392

14-30-0 CARBURETOR

NOTE: When ordering complete Carburetor specify number indicated below. For detail parts of Carburetors determine number stamped on Carburetor and specify from charts on the following pages.

14-30-1	CARBURETOR ASSEMBLIES	USE WITH TRANSMISSION	CARBURETOR STAMPED	PART NUMBER
1955	P27, except Power Package	ALL	2262S	1632 459
1955	P27, except Power Package	ALL	2274S	1634 335
1955	P27, w/Power Package	ALL	2253S	1631 216
1956	P28, w/Power Package	STANDARD OR OVERDRIVE	3-142	1676 332
1955-56	P26, P28, except Power Package	ALL	2603S	1739 401
1956	P28, w/Power Package	POWERFLITE	3-144	1676 334
1956	P28 City Traffic	ALL	2215S	1617 194
1956	P28 City Traffic	ALL	2403S	1674 766
1956	P29, except Power Package	ALL	2274S	1634 335
1956	P29, except Power Package	ALL	2407S	1675 941
1956	P29, w/Power Package	ALL	2302S	1636 645
1956	P29 Fury	ALL	2442S	1731 473
1957	P30	ALL	2603S	1739 401
1957	P30 Taxi	STANDARD	2410S	1675 971
1957	P30 City Traffic	ALL	2403S	1674 766
1957	P31, except Power Package	ALL	2512S	1733 816
1957	P31, w/Power Package	ALL	2530S	1733 846
1957	P31 Fury, Front	ALL	2631S	1821 709
1957	P31 Fury, Rear	ALL	2632S	1821 710
1958	LP1	ALL	2604	1739 401
1958	LP1 City Traffic	STANDARD	2403S	1674 766
1958	LP1 Taxi	STANDARD	2410S	1675 971
1958	LP2 Detroit Built, O/D Sw. 1631618	STANDARD OR OVERDRIVE	2644S	1826 073
1958	LP2 Newark Built	STANDARD	WW-15-26	1826 099
1958	LP2 Newark Built	OVERDRIVE	WW-15-27	1826 100
1958	LP2 Detroit Built	AUTOMATIC	2646S	1826 075
1958	LP2 Newark Built	AUTOMATIC	WW-15-28	1826 101
1958	LP2, Power Package	STANDARD	2744S	1852 574
1958	LP2, w/Power Package	AUTOMATIC	2641S	1822 052
1958	LP2, w/Power Package	STANDARD	2812S	*1858 976
1958	LP2, w/Power Package	AUTOMATIC	2813S	*1858 975
1958	Fury, w/318 cu.in. Eng., Front	ALL	2631S	1821 709
1958	Fury, w/318 cu.in. Eng., Rear	ALL	2632S	1821 710
1958	Fury, w/318 cu. in. Eng., Front	ALL	2761S	1855 390
1958	Fury, w/318 cu. in. Eng., Rear	ALL	2762S	1855 391
1958	Fury, w/350 cu.in. Eng., Front	ALL	2652S	1826 081
1958	Fury, w/350 cu.in. Eng., Rear	ALL	2653S	1826 082
1955	D55-1, D55-2	STANDARD AND OVERDRIVE	3-131	1630 415
1955	D55-1, D55-2	POWERFLITE	3-133	1630 417
1955	D55-3	STANDARD	3-120	1613 072
1955	D55-3	POWERFLITE	3-122	1613 074
1955	D55, w/Power Package	ALL	2253S	1631 216
1955-56	D56, D62	STANDARD OR OVERDRIVE	3-142	1676 332
1956	D62	POWERFLITE	3-144	1676 334
1955-56	D56, D63-1	STANDARD AND OVERDRIVE	3-135	1636 646
1956	D63-1	POWERFLITE	3-137	1636 648
1956	D63-1 Texan, D63-2, D63-3	STANDARD AND OVERDRIVE	3-138	1637 352
1956	D63-1 Texan, D63-2, D63-3	POWERFLITE	3-140	1637 354

★ Indicates use as required.

Numerals in parentheses () refer to notes.

Printed in U.S.A.

⊠ Indicates parts not listed in any previous parts book.

Prices and specifications subject to change without notice.

Nov. 10, 1958 Supersedes May 12, 1958.

Page 14-34

* Indicates change or addition.

PASSENGER CAR PARTS LIST 1955-58

CARBURETOR ASSEMBLIES		USE WITH	CARBURETOR	PART
YEAR	MODEL	TRANSMISSION	STAMPED	NUMBER
1956	D63, w/Power Package	ALL	2303S	1636 649
1956	D63-D500	ALL	2443S	1731 474
1957	D66, D67-1, D70, D71	ALL	3-149	1734 052
1957	D66, D67-1, D70, D71, w/Power Package	POWERFLITE	2532S	1733 848
1957	D67-2	ALL	2532S	1733 848
1957	D72	STANDARD	3-159	1738 618
1957	D72, D72 Taxi	POWERFLITE	3-160	1738 619
1957	D72 Taxi	STANDARD	2410S	1675 971
1957	D500	ALL	2622S	1821 318
1958	LD1	STANDARD	3-159	1738 618
1958	LD1	AUTOMATIC	3-160	1738 619
1958	LD1 Taxi	ALL	2410S	1675 971
1958	LD2-L	STANDARD	3-163	1826 102
1958	LD2-L	AUTOMATIC	3-164	1826 103
1958	LD2-M	ALL	2660S	1827 687
1958	LD2-D500	ALL	2642S	1822 053
1958	LD2 w/Power Package, LD3	ALL	2642S	1822 053
1955	S21	ALL	2210S	1615 831
1955	S22	ALL	2178S	1613 077
1956	S23	ALL	2310S	1637 361
1956	S24	POWERFLITE	2311S	1637 362
1956	S24 Adventurer	POWERFLITE	2317S	1635 715
1956	S24 Adventurer, Front	POWERFLITE	2476S	1731 639
1956	S24 Adventurer, Rear	POWERFLITE	2445S	1731 476
1957	S25	STANDARD AND POWERFLITE	2522S	1733 826
1957	S26	AUTO. 3 SPEED	2588S	1739 337
1957	S26 Adventurer, Front	ALL	2635S	1821 885
1957	S26 Adventurer, Rear	ALL	2636S	1821 886
1957	S27, except Power Package	STANDARD AND POWERFLITE	3-149	1734 052
1957	S27, w/Power Package	POWERFLITE	2532S	1733 848
1957	S27 Taxi	STANDARD	2410S	1675 971
1957	S27 Taxi	POWERFLITE	3-160	1738 619
1958	LS1, LS2	ALL	2637S	1821 960
1958	LS1 w/Power Package, LS3	ALL	2642S	1822 053
1958	LS1, LS2	STANDARD	2772S	1855 633
1958	LS1, w/Power Package	STANDARD	2773S	1855 634
1958	Adventurer, Front	ALL	2652S	1826 081
1958	Adventurer, Rear	ALL	2653S	1826 082
1955	C67, except Power Package	ALL	2162S	1611 551
1955	C68, C69, C70	POWERFLITE	2210S	1615 831
1956	C71, except Power Package	ALL	2313S	1637 364
1956	C71, w/Power Package	ALL	2367S	1671 906
1956	C70, C72, C73	POWERFLITE AND AUTO. 3 SPEED	2314S	1637 365
1955-56	C68-300, C72-300, Front and Rear	ALL	2317S	1635 715
1956	C72-300, Front	ALL	2444S	1731 475
1956	C72-300, Rear	ALL	2445S	1731 476
1957	C75-1	STANDARD AND POWERFLITE	2527S	1733 831
1957	C75-2	AUTO. 3 SPEED	2589S	1739 338
1957	C75-2	AUTO. 3 SPEED	2686S	1827 997
1957	C76, IM	AUTO. 3 SPEED	2590S	1739 339
1957	C76, IM	AUTO. 3 SPEED	2448S	1731 514
1957	C76, w/Power Package, C76-300, Front	AUTO. 3 SPEED	2534S	1733 850
1957	C76, w/Power Package, C76-300, Rear	AUTO. 3 SPEED	2535S	1733 851
1958	LC1	AUTOMATIC	2685S	1827 998
1958	LC1 w/Air Cond.	AUTOMATIC	2733S	1852 129
1958	LC2	AUTOMATIC	2650S	1826 079
1958	LC2	AUTOMATIC	2805S	1858 776
1958	LC2, L. A. Blt.	AUTOMATIC	2686S	1827 997
1958	LC3, L. A. Blt.	AUTOMATIC	2590S	1739 339
1958	LC3, LY1	AUTOMATIC	2806S	1858 777
1958	LC3, LY1	AUTOMATIC	2651S	1826 080
1958	LC3-300, Front	AUTOMATIC	2741S	1852 257
1958	LC3-300, Rear	AUTOMATIC	2742S	1852 258

★ Indicates use as required.

Numerals in parentheses () refer to notes.

Printed in U.S.A.

⊠ Indicates parts not listed in any previous parts book.

Prices and specifications subject to change without notice.

* Indicates change or addition.

NOTE: The CARBURETOR ASSEMBLIES Listed Below are NOT Currently used for SERVICE. For COMPONENT PARTS see CHARTS on the Following Pages.

14-30-1 CARBURETOR ASSEMBLIES

MODEL	USE WITH TRANSMISSION	CARBURETOR STAMPED	PART NUMBER
P26	ALL	2249S	*1634 334
P26	STANDARD	2063S	1539 250
P26	OVERDRIVE	2062S	1539 249
P26	POWERFLITE	2116S	1556 448
P27	STANDARD	2141S	1558 434
P27, P29	STANDARD	2259S	1632 219
P27, P29	OVERDRIVE	2154S	1610 326
P27, P29	OVERDRIVE	2260S	1632 220
P27	POWERFLITE	2155S	1610 327
P27, P29	POWERFLITE	2261S	1632 221
P28	OVERDRIVE	2294S	1636 637
P28	POWERFLITE	2295S	1636 638
P28 w/Power Package, D56, D62	STANDARD	3-124	1613 972
P28, w/Power Package	OVERDRIVE	3-125	1613 973
P28, w/Power Package, D56, D62	POWERFLITE	3-126	*1613 974
P29	STANDARD	2422S	1676 338
P29	OVERDRIVE	2423S	1676 339
P29	OVERDRIVE	2300S	1636 643
P29	OVERDRIVE	2408S	1675 942
P29	POWERFLITE	2424S	1676 340
P29	POWERFLITE	2409S	1675 943
P29	POWERFLITE	2301S	1636 644
P29, except Power Package	ALL	2299S	1636 642
P30	STANDARD	2567S	1738 582
P30	OVERDRIVE	2568S	1738 583
P30	POWERFLITE	2569S	1738 584
P31	OVERDRIVE	2513S	1733 817
P31	POWERFLITE	2514S	1733 818
LP2, Detroit Built	OVERDRIVE	2645S	1826 074
D55-3	OVERDRIVE	3-121	1613 073
D55, w/Power Package	POWERFLITE	2181S	1613 170
D55-1, D55-2	OVERDRIVE	3-132	*1630 416
D62	OVERDRIVE	3-143	1676 333
D56, D62	OVERDRIVE	3-125	1613 973
D63-1	OVERDRIVE	3-136	1636 647
D63-2, D63-3	OVERDRIVE	3-139	1637 353
D66, D67-1, D70, D71, S27	POWERFLITE	3-150	1734 053
S22	STANDARD	2176S	1613 075
S22	OVERDRIVE	2177S	1613 076
S23	STANDARD	2308S	1637 359
C71	STANDARD	2312S	1637 363

★ Indicates use as required.

☐ Indicates parts not listed in any previous parts book.
May 12, 1958 Supersedes Jan. 30, 1958

Numerals in parentheses () refer to notes.

Page 14-36

Printed in U.S.A.

Prices and specifications subject to change without notice.
* Indicates change or addition.

Chrysler No.	Stamped	Repair	Gasket	Needle	Flange	Main	Main	Metering	Choke	Plunger	Step-Up	Dash Pot
		Pkg. 14-30-4	Pkg. 14-30-7	w/Seat 14-30-8	Gasket 14-34-2	Metering Jet 14-35-1	Dis- Charge Jet 14-35-8	Metering Rod 14-35-15	Coil w/Hsg. 14-39-45			
1539 249 2062S		1826 458	1826 441	690 676	1610 799	1610 880	-----	-----	1618 111	1618 107	1610 794	-----
1539 250 2063S		1826 458	1826 441	690 676	1610 799	1610 880	-----	-----	1618 111	1618 107	1610 794	-----
1556 448 2116S		1826 458	1826 441	690 676	1610 799	1610 880	-----	-----	1618 116	1618 107	1618 108	1538 426
1558 434 2141S		1826 461	1826 442	1533 777	-----	1618 218	-----	-----	1631 383	1618 150	1631 327	-----
1610 326 2154S		1826 461	1826 442	1533 777	-----	1618 218	-----	-----	1631 383	1618 150	1631 327	-----
1610 327 2155S		1826 461	1826 442	1533 777	-----	1618 218	-----	-----	1631 383	1618 150	1631 327	1538 426
1611 551 2162S		1826 466	1826 444	1533 777	-----	1618 221	-----	-----	1631 383	1618 150	1631 327	1538 426
1613 072 3-120		1631 682	1631 368	1138 697	1615 860	1553 087	1533 768	-----	1618 184	1618 178	-----	-----
1613 073 3-121		1631 682	1631 368	1138 697	1615 860	1553 087	1533 768	-----	1618 184	1618 178	-----	-----
1613 074 3-122		1631 682	1631 368	1138 697	1615 860	1553 087	1533 768	-----	1618 201	1618 178	-----	-----
1613 075 2176S		1826 465	1826 444	1533 777	-----	1618 221	-----	-----	1631 383	1618 150	1553 168	-----
1613 076 2177S		1826 465	1826 444	1533 777	-----	1618 221	-----	-----	1631 383	1618 150	1553 168	1538 426
1613 077 2178S		1826 465	1826 444	1533 777	-----	1618 221	-----	-----	1631 383	1618 150	1553 168	-----
1613 170 2181S		1826 469	1826 433†	1618 288	-----	1610 758	-----	1618 297	1618 307	1610 740	-----	1538 426
			‡1618 234			‡1631 356						
1613 972 3-124		1631 365	1631 366	1138 697	1615 860	1618 205	1631 339	-----	1618 216	1618 178	-----	-----
1613 973 3-125		1631 365	1631 366	1138 697	1615 860	1618 205	1631 339	-----	1618 216	1618 178	-----	-----
1613 974 3-126		1631 365	1631 366	1138 697	1615 860	1618 205	1631 339	-----	1618 201	1618 178	-----	-----
1615 831 2210S		1826 464	1826 443†	1618 234	-----	1610 758	-----	1618 297	1631 330	1610 746	-----	-----
			‡1618 235			‡1631 354						
1617 194 2215S		1826 490	1826 439	690 676	1618 129	-----	-----	-----	1610 866	1618 107	1610 869	-----
1630 415 3-131		1676 720	1631 368	1138 697	1615 680	1631 448	1631 353	-----	1618 184	1618 178	-----	-----
1630 416 3-132		1676 720	1631 368	1138 697	1615 680	1631 448	1631 353	-----	1618 184	1618 178	-----	-----
1630 417 3-133		1676 720	1631 368	1138 697	1615 680	1631 448	1631 353	-----	1618 201	1618 178	-----	-----
1631 216 2253S		1826 470	1826 443†	1618 288	1553 170†	1610 758	-----	1631 394	1631 396	1610 746	-----	1538 426
			‡1618 234			‡1631 356						
			‡1618 235									
1632 219 2259S		1826 468	1826 444	1533 777	1615 551	1618 220	-----	-----	1631 383	1618 150	1631 389	-----
1632 220 2260S		1826 468	1826 444	1533 777	1615 551	1618 220	-----	-----	1631 383	1618 150	1631 389	-----
1632 221 2261S		1826 468	1826 444	1533 777	1615 551	1618 220	-----	-----	1631 383	1618 150	1631 389	1538 426
1632 459 2262S		1826 461	1826 442	1533 777	-----	1618 218	-----	-----	1631 383	1618 150	1631 327	1631 370
1634 334 2249S		1826 458	1826 441	690 676	1610 799	1610 880	-----	-----	1618 111	1618 107	1610 794	1631 362
1634 335 2274S		1826 468	1826 444	1533 777	1615 551	1618 220	-----	-----	1631 383	1618 150	1631 389	1631 370
1635 715 2317S		1826 493	1826 445†	1618 234	1553 170†	1610 758	-----	1631 471	1631 396	1610 746	-----	-----
			‡1618 235			‡1631 354						
1636 637 2294S		1826 471	1826 441	690 676	1610 799	1610 882	-----	-----	1618 111	1618 107	1631 504	-----
1636 638 2295S		1826 471	1826 441	690 676	1610 799	1610 882	-----	-----	1618 116	1618 107	1610 794	1538 426
1636 642 2299S		1826 473	1826 446	1533 777	1615 551	1618 219	-----	-----	1652 562	1631 515	1631 389	-----
1636 643 2300S		1826 473	1826 446	1533 777	1615 551	1618 219	-----	-----	-----	1631 515	1631 389	-----
1636 644 2301S		1826 473	1826 446	1533 777	1615 551	1618 219	-----	-----	-----	1631 515	1631 613	1538 426
1636 645 2302S		1826 476	1826 433†	1618 234	1553 170†	1400 857	-----	1631 704	-----	1610 746	-----	1538 426
			‡1618 235			‡1631 354						
1636 646 3-135		1676 721	1631 368	1826 414	1634 701	1618 176	1533 768	-----	1618 184	1631 656	-----	-----
1636 647 3-136		1676 721	1631 368	1826 414	1634 701	1618 176	1533 768	-----	1618 184	1631 656	-----	-----
1636 648 3-137		1676 721	1631 368	1826 414	1634 701	1618 176	1533 768	-----	1631 486	1631 656	-----	-----
1637 352 3-138		1676 722	1631 368	1826 414	1634 701	1631 454	1631 353	-----	1631 673	1631 656	-----	-----
1637 353 3-139		1676 722	1631 368	1826 414	1634 701	1631 454	1631 353	-----	1631 673	1631 656	-----	-----
1637 354 3-140		1676 722	1631 368	1826 414	1634 701	1530 086	1631 353	-----	1631 673	1631 656	-----	-----
1637 359 2308S		1826 474	1826 446	1533 777	1615 551	1631 617	-----	-----	1631 383	1631 515	1631 327	1538 426
1637 361 2310S		1826 474	1826 446	1533 777	1615 551	1631 617	-----	-----	1631 383	1631 515	1631 327	1538 426
1637 362 2311S		1826 475	1826 504†	1618 234	1631 364†	1631 540	-----	1676 675	1610 863	1610 746	-----	-----
			‡1618 235			‡1610 759						
1637 363 2312S		1826 472	1826 446	1631 436	1615 551	1618 220	-----	-----	1631 626	1631 515	1553 168	-----

NOTE: † Primary ‡ Secondary

* Indicates use as required.

‡ Indicates parts not listed in any previous parts book.

* Indicates change or addition.

Numerals in parentheses () refer to notes.

Printed in U.S.A.

Prices and specifications subject to change without notice.
Nov. 10, 1958 Supersedes May 12, 1958.

1955-58 PASSENGER CAR PARTS LIST

FUEL

Chrysler No.	Stamped	Repair Pkg. 14-30-4	Gasket Pkg. 14-30-7	Needle w/Seat 14-30-8	Flange Gasket 14-34-2	Main Metering Jet 14-35-1	Main Dis- Charge Jet 14-35-8	Metering Rod 14-35-15	Choke Coil w/Hsg. 14-39-35	Plunger w/Rod 14-41-3	Step-Up Rod 14-43-5	Dash Pot 14-50-25
1637 364 2313S		1826 472	1826 446	1631 436	1615 551	1618 220	-----	-----	1631 626	1631 515	1553 168	1538 426
1637 365 2314S		1826 516	1826 504†	1618 234	-----	†1631 540	-----	1676 675	1610 863	1610 746	-----	1538 426
				†1618 235		†1631 541						
1671 906 2367S		1826 516	1826 504†	1618 234	-----	†1631 540	-----	1676 675	1610 863	1610 746	-----	-----
				†1618 235		†1631 541						
1674 766 2403S		1826 477	1826 441	690 676	1610 799	1618 222	-----	-----	1618 111	1618 107	1631 504	-----
1675 941 2407S		1826 473	1826 446	1631 436	1615 551	1618 219	-----	-----	-----	1631 515	1631 389	-----
1675 942 2408S		1826 473	1826 446	1631 436	1615 551	1618 219	-----	-----	-----	1631 515	1631 389	-----
1675 943 2409S		1826 473	1826 446	1631 436	1615 551	1618 219	-----	-----	-----	1631 515	1631 613	1631 370
1675 971 2410S		1826 477	1826 441	690 676	1610 799	1618 222	-----	-----	1618 111	1618 107	1631 705	-----
1676 332 3-142		1826 589	1826 366	1826 414	1615 860	1618 205	-----	-----	1618 216	1618 178	-----	-----
1676 333 3-143		1826 589	1826 366	1826 414	1615 860	1618 205	-----	-----	1618 216	1618 178	-----	-----
1676 334 3-144		1826 589	1826 366	1826 414	1615 860	1618 205	1631 339	-----	-----	1618 178	-----	1553 093
1676 338 2422S		1826 468	1826 444	1631 436	1615 551	1618 219	-----	-----	1631 383	1618 150	1631 389	-----
1676 399 2423S		1826 468	1826 444	1631 436	1615 551	1618 219	-----	-----	1631 383	1618 150	1631 389	-----
1676 340 2424S		1826 468	1826 444	1631 436	1615 551	1618 219	-----	-----	1631 383	1618 150	1631 389	1538 426
1731 473 2442S		1826 502	1826 507†	1618 234	1553 170†	1676 716	-----	1631 442	1631 383	1610 746	-----	-----
				†1618 235		†1676 717						
1731 474 2443S		1826 499	1826 507†	1618 234	1553 170†	1676 691	-----	1676 690	1631 396	1610 746	-----	1538 426
				†1618 235		†1676 692						
1731 475 2444S		1826 492	1826 445†	1618 234	1553 170†	1400 857	-----	1676 695	1631 493	1610 746	-----	-----
				†1618 235		†1631 629						
1731 476 2445S		1826 491	1826 445†	1618 234	1553 170†	1610 758	-----	1676 696	1631 493	1610 746	-----	-----
				†1618 235		†1631 629						
1731 514 2448S		1826 546	1826 560	1826 834	-----	-----	-----	-----	1826 398	1826 369	-----	-----
1731 639 2476S		1826 492	1826 445†	1618 234	1553 170†	1400 857	-----	1676 695	1631 493	1610 746	-----	-----
				†1618 235		†1631 629						
1733 816 2512S		1826 482	1826 511	1631 436	1615 551	1618 220	-----	-----	1737 780	1631 515	1826 189	-----
1733 817 2513S		1826 482	1826 511	1631 436	1615 551	1618 220	-----	-----	1737 780	1631 515	1826 189	-----
1733 818 2514S		1826 482	1826 511	1631 436	1615 551	1618 220	-----	-----	1737 781	1631 515	1826 189	-----
1733 826 2522S		1826 484	1826 509	1631 436	-----	1618 220	-----	-----	1676 751	1631 515	1631 438	-----
1733 831 2527S		1826 480	1826 509	1631 436	1615 551	1618 220	-----	-----	1676 751	1631 515	1826 189	-----
1733 846 2530S		1826 485	1826 512†	1618 234	1555 466†	1400 857	-----	1631 783	1737 782	1610 746	-----	-----
				†1618 235		†1631 541						
1733 848 2532S		1826 481	1826 513†	1618 234	1615 551†	1676 758	-----	1676 755	1737 782	1610 746	-----	-----
				†1618 235		†1676 692						
1733 850 2534S		1826 501	1826 514†	1618 234	1739 564†	1826 208	-----	1676 675	-----	1610 746	-----	-----
				†1618 235		†1676 770						
1733 851 2535S		1826 501	1826 514†	1618 234	1739 564†	1826 208	-----	1676 675	1676 837	1610 746	-----	-----
				†1618 235		†1676 770						
1734 052 3-149		1826 152	1631 368	1826 414	1634 701	1618 176	1676 821	-----	-----	1631 656	-----	-----
1734 053 3-150		1826 152	1631 368	1826 414	1634 701	1618 176	1676 821	-----	-----	1631 656	-----	-----
1738 582 2567S		1826 471	1826 441	690 676	1610 799	1610 882	-----	-----	1618 116	1618 107	1631 680	-----
1738 583 2568S		1826 471	1826 441	690 676	1619 799	1610 882	-----	-----	1618 116	1618 107	1631 680	-----
1738 584 2569S		1826 471	1826 441	690 676	1610 799	1610 882	-----	-----	1676 775	1618 107	1610 794	1538 426
1738 618 3-159		1826 271	1631 366	1826 414	1615 860	1534 463	1631 339	-----	1618 201	1631 656	-----	-----
1738 619 3-160		1826 272	1631 366	1826 414	1615 860	1631 455	1631 339	-----	1618 201	1631 656	-----	-----
1739 337 2588S		1826 483	1826 508†	1618 288	1739 564†	1610 758	-----	1826 185	1676 837	1610 746	-----	-----
				†1618 235		†1631 356						
1739 338 2589S		1826 479	1826 508†	1618 288	1739 564†	1610 758	-----	1676 813	1676 837	1610 746	-----	-----
				†1618 235		†1631 356						
1739 339 2590S		1826 486	1826 508†	1618 288	1739 564†	1676 758	-----	1676 814	1676 837	1610 746	-----	-----
				†1618 235		†1631 356						
1739 401 2604S		1826 471	1826 441	690 676	-----	1610 882	-----	-----	1618 116	1618 107	1553 141	-----
1821 318 2622S		1826 489	1826 510†	1618 234	1731 516†	1676 758	-----	1826 192	-----	1610 746	-----	-----
				†1618 235		†1676 692						
1821 709 2631S		1826 495	1826 513†	1618 234	1739 564†	1400 857	-----	1676 813	-----	1610 746	-----	-----
				†1618 235		†1676 692						
1821 710 2632S		1826 496	1826 513†	1618 234	1739 564†	1400 857	-----	1826 413	1676 837	1610 746	-----	-----

NOTE: † Primary ‡ Secondary

* Indicates use as required.

Numerals in parentheses () refer to notes.

Printed in U.S.A.

‡ Indicates parts not listed in any previous parts book.

Prices and specifications subject to change without notice.

Nov. 10, 1958 Supersedes May 12, 1958.

Page 14-38

* Indicates change or addition.

Chrysler No.	Stamped	Repair Pkg. 14-30-4	Gasket Pkg. 14-30-7	Needle w/Seat 14-30-8	Flange Gasket 14-34-2	Main Metering Jet 14-35-1	Main Dis-Charge Jet 14-35-8	Metering Rod 14-35-15	Choke Coil w/Hsg. 14-39-45	Plunger w/Rod 14-41-3	Step-Up Rod 14-43-5	Dash Pot 14-50-25
1821 885 2635S		1826 494	1826 514	1618 234 ‡1618 235	1739 564†	1610 758 ‡1631 356	-----	1676 702	-----	1610 746	-----	-----
1821 886 2636S		1826 494	1826 514	1618 234 ‡1618 235	1739 564†	1610 758 ‡1631 541	-----	1826 221	1676 837	1610 746	-----	-----
1821 960 2637S		1826 550	1826 549	1826 833	-----	1610 881	-----	-----	1821 963	1826 607	1618 108	-----
1822 052 2641S		1826 555	1826 554	1826 834	-----	-----	-----	-----	1826 369	1826 347	-----	-----
1822 053 2642S		1826 553	1826 552	1826 834	-----	-----	-----	-----	-----	-----	-----	-----
1826 073 2644S		1826 492	1826 511	1631 436	-----	-----	-----	-----	-----	1631 515	-----	-----
1826 074 2654S		1826 544	1826 511	1631 436	-----	-----	-----	-----	-----	1631 515	-----	-----
1826 075 2646S		1826 544	1826 511	1631 436	-----	-----	-----	-----	-----	-----	-----	-----
1826 079 2650S		1826 548	1826 560	1826 834	-----	-----	-----	-----	-----	-----	1826 875	-----
1826 080 2651S		1826 548	1826 560	1826 834	-----	-----	-----	-----	-----	-----	-----	-----
1826 081 2652S		1826 563	1826 561	1826 834	-----	-----	-----	-----	-----	-----	-----	-----
1826 082 2653S		1826 564	1826 562	1826 834	-----	-----	-----	-----	-----	-----	-----	-----
1826 099 WW15-26		1826 423	1631 368	1826 414	-----	-----	-----	-----	-----	-----	-----	-----
1826 100 WW15-27		1826 423	1631 368	1826 414	-----	-----	-----	-----	-----	-----	-----	-----
1826 102 3-163		1826 539	1631 368	1826 414	-----	-----	-----	-----	1738 613	1631 656	-----	-----
1826 103 3-164		1826 540	1631 368	1826 414	-----	-----	-----	-----	1738 614	1631 656	-----	-----
1827 687 2660S		1826 551	1826 510	1618 234	-----	-----	-----	-----	1737 782	-----	-----	-----
1827 997 2686S		1826 546	1826 560	1826 834	-----	-----	-----	-----	1826 398	-----	-----	-----
1827 998 2685S		1826 543	1826 509	1533 777	-----	-----	-----	-----	1737 782	-----	-----	-----
1852 129 2733S		1826 542	1826 509	1631 436	-----	-----	-----	-----	-----	-----	-----	-----
1852 257 2741S		1826 565	1826 514	-----	-----	-----	-----	-----	1676 837	-----	-----	-----
1852 258 2742S		1826 565	1826 514	-----	-----	-----	-----	-----	1676 837	-----	-----	-----
1852 574 2744S		1826 555	1826 554	1826 834	-----	-----	-----	-----	1826 084	-----	-----	-----
1855 391 2762S		1826 858	-----	-----	-----	-----	-----	-----	-----	-----	-----	-----
1858 776 2805S		-----	-----	-----	-----	-----	-----	-----	-----	-----	1826 875	-----
1858 777 2806S		-----	-----	-----	-----	-----	-----	-----	-----	-----	1826 875	-----

NOTE: † Primary ‡ Secondary

NOTES

1955-58 PASSENGER CAR PARTS LIST

FUEL

CODE	PART NAME AND DESCRIPTION	NO. OF CYL.	PLYMOUTH	DODGE	DESOTO	CHRYSLER AND IMPERIAL	PER CAR	PART NUMBER
14-59-0 CARBURETOR HEAT SHIELD								
14-59-1	SHIELD	6	55-58	56-58	-	-	1	1630 473
14-59-2	SPACER, Shield	6	55-58	56-58	-	-	1	1630 471
14-59-3	GASKET, Spacer	6	55-58	56-58	-	-	1	1630 472
14-64-0 AUTOMATIC CHOKE								
14-64-2	CHOKE, except Power Package and P29 Fury	8	56	-	-	-	1	1672 562
	P29 w/Power Package, P29 Fury	8	56	-	-	-	1	1638 363
	w/Carburetor Stamped 2512S, 2513S, 2644S	8	57-58	-	-	-	1	1737 780
	w/Carburetor Stamped 2514S, 2646S	8	57-58	-	-	-	1	1737 781
	w/Carburetor Stamped 3-149, 3-163, S27	8	-	57-58	57	-	1	1738 613
	w/Carburetor Stamped 3-150, 3-164, S27	8	-	57-58	57	-	1	1738 614
	w/Carburetor Stamped 2622S, 2532S, 2660S, S27, LD2-L	8	57	57-58	57	-	1	1737 782
	w/Carburetor Stamped 2530S	8	57	-	-	-	1	1737 900
	w/Carburetor Stamped 2641S	8	58	-	-	-	1	1826 084
	LS1, LS2	8	-	-	58	-	1	1821 963
	w/Carburetor Stamped 2642S, 2643S, LD2, LD3, LS1, LS3	8	-	58	58	-	1	1826 083
14-65-0 AUTOMATIC CHOKE TO CARBURETOR ROD								
14-65-4	CLIP, Rod, LD2-L, LS1, LS2	8	-	58	58	-	1	1738 635
14-67-0 FUEL FILTER								
14-67-1	FILTER, at Carburetor, LD1, LD2, C75-1, LC3-300	6-8	55-58	55-58	55-57	55-58	1	1635 740
	C75-2, C76, C76-300, IM	8	-	-	-	57	★	1879 393
	LC2, LC3, L.A. Blt.	8	-	-	-	58	1	*1879 393
	Elbow	8	-	-	55-57	55-57	1	137 422
	Nipple	8	-	-	55-57	55-57	1	443 976
	Nut	8	-	-	55-57	55-57	2	137 398
	FILTER and Vapor SEPARATOR, w/Air Conditioning, C75-1, LC1	8	-	-	-	57-58	1	1738 417
	FILTER PACKAGE, Can Type, MP2 w/Power Package, Fury, LD3, LS1 w/Power Package, LS3, LC2, LC3, LY1	8	58	58	58	58	1	1879 513
14-67-2	HOSE, Filter to Carburetor, Can Type	8	-	-	-	58	★	1739 230
	Clamp	8	-	-	-	58	4	274 461
14-67-4	GASKET, Bowl	8	55-58	55-58	55-57	55-58	1	1320 527
14-67-5	ELEMENT PACKAGE, Fuel Filter	6-8	57-58	57-58	57-58	57-58	★	1879 458
	Use w/Can Type Filter	8	-	-	-	58	1	1879 519
14-67-8	BOWL PACKAGE, Fuel Filter	8	55-58	55-58	55-57	55-58	1	1879 294
14-67-9	ADAPTER, Filter to Carburetor, C67	8	55-56	55-56	-	55	1	862 072
	NUT or ADAPTER, Filter to Carburetor, Can Type	8	-	-	-	58	1	1826 835
14-67-28	ELBOW, Fuel Filter to Carburetor	8	56-58	57-58	57	-	1	1676 245
	C76 w/Power Package, C76-300	8	-	-	-	57	1	1637 686
14-68-0 GOVERNORS								
NOTE: To insure against delay in shipment of Governor DO NOT send orders to Chrysler Corporation. Enter orders for Governors direct with the following: Handy Division of King-Seeley Corporation, Ann Arbor, Michigan, U. S. A.								
14-68-3	GASKET, Flange	6	55-58	-	-	-	★	1531 893
14-68-4	TUBE, Carburetor to Governor Vacuum Control	6	55-58	-	-	-	1	861 540
14-68-8	SPACER, Carburetor to Governor	6	55-58	-	-	-	1	1615 836
14-72-0 FUEL TANK GAUGE								
14-72-1	GAUGE, w/17 Gallon Tank, except Sub.	6-8	55	55	-	-	1	1594 471
	w/17 Gallon Tank, except Sub.	6-8	56	56	-	-	1	1627 297
	w/20 Gallon Tank, except Sub.	6-8	55	-	-	-	1	1571 465

★ Indicates use as required. Numerals in parentheses () refer to notes. Printed in U.S.A.
 ☐ Indicates parts not listed in any previous parts book. Prices and specifications subject to change without notice.
 Nov. 10, 1958 Supersedes Oct. 10, 1956. Page 14-40 * Indicates change or addition.

CODE	PART NAME AND DESCRIPTION	NO. OF CYL.	PLYMOUTH	DODGE	DESOTO	CHRYSLER AND IMPERIAL	PER CAR	PART NUMBER
	w/20 Gallon Tank, except Sub.	6-8	56	56	-	-	1	1627 298
	Sub.	6-8	55-56	55-56	-	-	1	1641 679
	w/20 Gallon Tank, except Sub., S27	6-8	57	57	57	-	1	*1842 443
	w/23 Gallon Tank, except Sub.	6-8	57	57	-	-	1	1704 653
	w/23 Gallon Tank, except Sub.	6-8	-	58	58	58	1	1842 433
	Sub.	6-8	57	57	57	57	1	1842 756
	D500	8	-	57	-	-	1	1704 653
	Est. Wgn.	8	-	-	55-56	55-56	1	1626 544
	Except 8 Sed., Limo. and Est. Wgn.	8	-	-	55	55	1	1571 465
	D63-D500, C70 w/20 Gallon Tank	8	-	56	-	55	1	1627 298
	Except Est. Wgn.	8	-	-	56	56	1	1627 298
	Except Sub., S25, S26	8	-	-	57	57	1	1704 653
	Except Sub., w/Vapor Separator and Air Conditioning, C75-1	8	-	-	-	57	1	1879 959
	Sub., w/Vapor Separator and Air Con- ditioning, C75-1	8	-	-	-	57	1	1842 754
	w/20 Gallon Tank, except Sub., LS1	6-8	58	58	58	-	1	1842 443
	w/23 Gallon Tank, except Sub., LS1	6-8	58	58	58	58	1	1842 433
	Except Sub., LS2, LS3	8	-	-	58	-	1	1842 443
	Sub.	6-8	58	58	58	58	1	1842 756
	w/Fuel Vapor Separator, LC1 except Sub.	8	-	-	-	58	1	1879 959
	w/Fuel Vapor Separator, LC1 Sub.	8	-	-	-	58	1	1842 754
	w/Fuel Injection, Fury, D500, Adventurer, LC3-300	8	58	58	58	58	1	1879 965
14-72-6	GROMMET, Cable, except Sub.	6-8	57-58	-	-	-	1	1841 765
14-72-9	SEAL	6-8	55-56	55-56	55-56	55-56	1	1138 371
		6-8	57-58	57-58	57-58	57-58	1	1730 096
14-72-19	WASHER, Terminal Insulating	6-8	55-56	55-56	55-56	55-56	1	1302 747
14-72-47	RETAINER, Gauge	6-8	55-56	55-56	55-56	55-56	1	1136 747
		6-8	57-58	57-58	57-58	57-58	1	1730 095
14-73-0 FUEL PUMP								
14-73-1	PUMP PACKAGE, w/GASKET	6	55-56	55-56	-	-	1	1631 490
	LS1 Taxi	6	57	57	58	-	1	1818 827
		6	58	58	-	-	1	1843 399
		8	55-56 (1)	55	-	55	1	1637 367
		8	56 (2)	-	55	-	1	1637 366
		8	56 (3)	-	-	-	1	1843 267
		8	-	56	-	-	1	1692 747
	UP TO	8	-	-	-	56 (4)	1	1637 367
	AFTER	8	-	-	-	56 (4)	1	1692 790
	UP TO	8	-	-	56 (4)	-	1	1637 366
	AFTER	8	-	-	56 (4)	-	1	1843 267
	w/o Air Cond., P31, S25, S26, UP TO	8	57 (5)	-	57 (5)	-	1	1752 462
	w/o Air Cond., P31, S25, S26, AFTER	8	57 (5)	-	57 (5)	-	1	1843 287
	w/Air Cond., P31, S25, S26	8	57	-	57	-	1	1752 463
	D66, D67, D70, D71, S27, UP TO Eng. No. KDS-282555	8	-	57	57	-	1	1752 460
	D66, D67, D70, D71, S27, AFTER Eng. No. KDS-282555	8	-	57	57	-	1	1843 359
	w/o Air Cond.	8	58	-	-	-	1	1843 287
	w/Air Cond.	8	58	-	-	-	1	1843 400
	Fury, LD2-D500, LD3	8	58	58	58	-	1	1879 296
	LD2	8	-	58	-	-	1	1843 288
		8	-	-	-	57-58	1	1843 359

NOTE 1: P29 FROM P29-41001 thru P29-80000 and P29-250001 thru P29-274001.

NOTE 2: P29 FROM P29-1001 thru P29-40000 and from P29-80001 thru P29-180808.

NOTE 3: P29 FROM 180808 thru P29-250000 and AFTER P29-274101.

NOTE 4: C70, C73, Eng. No. CE56-8021 C71 Eng. No. WE56-44899
 C72 Eng. No. NE56-27142 C72-300 Eng. No. 3NE56-1576
 S23 Approx. Eng. No. 32822 S24 Approx. Eng. No. 75249

NOTE 5: P31 Eng. No. 264100 S25 Eng. No. 36185
 S26 Eng. No. 23797

1955-58 PASSENGER CAR PARTS LIST

FUEL

CODE	PART NAME AND DESCRIPTION	NO. OF CYL.	PLYMOUTH	DODGE	DESOTO	CHRYSLER AND IMPERIAL	PER CAR	PART NUMBER
14-73-5	KIT, Diaphragm Repair	6	55-56	56	-	-	1	1450 023
	w/Pump Stamped FA4005	6	-	55-56	-	-	1	1603 389
	w/Pump Stamped FB4006	8	55	55-56	-	55-56	1	1603 318
	w/Pump Stamped FB4005	8	56	-	55-56	-	1	1603 318
	w/Pump Stamped FB4002	8	-	-	-	55	1	1450 245
	w/Pump Stamped M-2241-S	8	56	-	56	-	1	1643 171
	w/Pump Stamped M-961-S	8	-	-	-	56	1	1450 022
	w/Pump Stamped M-2501-S, M-2502-S	8	57	57	57	-	1	1752 557
14-73-7	KIT, Rocker Arm Repair, w/Pump stamped FA4005	6	-	55-56	-	-	1	1603 390
	w/pump stamped FB4006	8	55	55-56	-	55-56	1	1603 327
	w/pump stamped FB4002	8	-	-	-	55	1	1450 246
14-74-0 FUEL PUMP MOUNTING								
14-74-1	GASKET	6	55-58	57-58	-	-	1	1313 836
		6	-	55-56	-	-	1	1313 837
	LD2-D500, LD3	8	55-58	55-58	55-58	55	1	1400 185
		8	56	56	-	56	1	1630 244
	LD2	8	57	57-58	57	57-58	1	1730 609
14-74-2	SCREW	6-8	55-57	55-57	55-57	55-57	2	579 719
14-77-0 FUEL PUMP PUSH ROD								
14-77-17	ROD, Fury, LD3, LD2-D500	8	58	58	58	-	1	⊠1737 745
14-85-0 FUEL PUMP TO CARBURETOR OR TO FUEL FILTER TUBE								
14-85-1	TUBE, to Carburetor	6	55-56	55-56	-	-	1	861 832
	To Carburetor	6	57-58	57	-	-	1	861 829
	To Carburetor, w/GOVERNOR	6	57-58	-	-	-	1	861 831
	To Carburetor	8	55-56	55	-	-	1	861 834
	To Carburetor	8	-	-	55	-	1	861 840
	To Carburetor, S23, S24	8	-	-	56	-	1	861 831
	To Carburetor	8	-	-	-	55-56	1	861 829
	To Fuel Filter	6	-	58	-	-	1	861 829
	To Fuel Filter, P27, D55, w/Power Package	8	55	55	-	-	1	861 835
	To Fuel Filter, P29 Fury, D63-D500	8	56	56	-	-	1	861 834
	To Fuel Filter, except Power Package, LD2-L, S27	8	57-58	57-58	57	-	1	861 830
	To Fuel Filter, w/Power Package	8	57	-	-	-	1	861 834
	To Fuel Filter, Fury	8	57-58	-	-	-	1	861 827
	To Fuel Filter, except Power Package, LD2-M	8	-	56-58	-	-	1	861 832
	To Fuel Filter, w/Power Package or w/Air Cond.	8	-	56	-	-	1	861 834
	To Fuel Filter, w/Power Package, S27	8	-	57	57	-	1	861 832
	To Fuel Filter, D500	8	-	57	-	-	1	861 833
	To Fuel Filter, S24, S25	8	-	-	56-57	-	1	861 828
	To Fuel Filter, C71 w/Power Package, S24 Adventurer	8	-	-	56	56	1	861 829
	To Fuel Filter, S26	8	-	-	57	-	1	861 829
	To Fuel Filter, C71, w/Std. Trans.	8	-	-	-	56	1	861 831
	To Fuel Filter, C71, w/Air Cond.	8	-	-	-	56	1	861 834
	To Fuel Filter, C75	8	-	-	-	57	1	861 831
	To Fuel Filter, C76, IM	8	-	-	-	57	1	861 830
	To Rear Fuel Filter Tee, C68-300, C72-300	8	-	-	-	55-56	1	861 839
	To Rear Fuel Filter Tee, C76-300	8	-	-	-	57	1	861 829
	Fuel Filter to Front Carburetor, Fury, S26 Adventurer	8	57-58	-	57	-	1	861 811
	Fuel Filter to Rear Carburetor, Fury, S26 Adventurer	8	57-58	-	57	-	1	861 811
14-85-4	HOSE, Rear Fuel Filter Tee to Front Filter Elbow, C68-300, C72-300, C76-300, LC3-300	8	-	-	-	55-58	1	671 724

★ Indicates use as required. Numerals in parentheses () refer to notes. Printed in U.S.A.
 ⊠ Indicates parts not listed in any previous parts book. Prices and specifications subject to change without notice.
 May 12, 1958 Supersedes Oct. 10, 1957. Page 14-42 * Indicates change or addition.

CODE	PART NAME AND DESCRIPTION	NO. OF CYL.	PLYMOUTH	DODGE	DESOTO	CHRYSLER AND IMPERIAL	PER CAR	PART NUMBER
------	---------------------------	-------------	----------	-------	--------	-----------------------	---------	-------------

14-86-0 FUEL TANK

NOTE: 20 Gallon Tanks are NOT used with Dual Exhaust on 1955, 1956 Plymouth and Dodge.

14-86-1	TANK, 17 gallon, except Sub.	6-8	55-56	55-56	-	-	1	1557 468
	17 gallon, Sub.	6-8	55-56	55-56	-	-	1	1632 788
	20 Gallon, except Sub. and D62	6-8	55-56	56	-	-	1	1632 823
	20 Gallon, except Sub.	6-8	57	-	-	-	1	1820 199
	23 Gallon, except Sub.	6-8	57	-	-	-	1	1820 195
	20 Gallon, except Sub., S27	6-8	-	57	57	-	1	1820 199
	23 Gallon, except Sub.	6-8	-	57	-	-	1	1820 195
	22 Gallon, Sub.	6-8	57-58	57-58	57-58	57-58	1	*1737 099
	D500	8	-	57	-	-	1	1820 195
	20 Gallon, except Sub., LS1	8	58	58	58	-	1	1820 199
	23 Gallon, except Sub. and LY1	8	58	58	-	58	1	1820 195
	23 Gallon, except Sub., LS2, LS3	8	-	-	58	-	1	1820 195
	w/Fuel Injection, Fury, D500, Adventurer, LC3-300	8	58	58	58	58	1	1820 859
	Except Est. Wgn.	8	-	-	55	55	1	1557 470
	Except Est. Wgn.	8	-	-	56	56	1	1672 821
	Est. Wgn.	8	-	-	55	55	1	1616 470
	Est. Wgn.	8	-	-	56	56	1	1672 831
	Except Sub., S25, S26, C75, C76	8	-	-	57	57	1	1820 195
	IM, LY1	8	-	-	-	57-58	1	1820 191
14-86-7	ADAPTER or ELBOW, w/20 Gallon Tank.	6-8	55-56	56	-	-	1	1636 074
14-86-13	PLUG, Drain	6-8	55-57	55-57	55-57	55-57	1	1122 359
		6-8	58	58	58	58	1	1739 194
14-86-22	NIPPLE, Filter Tube	6-8	55-57	55-57	55-57	55-57	1	1137 863
14-86-24	SEAL, Drain Plug	6-8	55-57	55-57	55-57	55-57	1	1122 361
		6-8	58	58	58	58	1	1739 196
14-86-35	CAP, Filler Tube, except C69 and C73	6-8	55-56	55-56	55-56	55-56	1	1636 063
	C69, C70, C73, IM, LY1	8	-	-	-	55-58	1	1675 193
	Except Sub., IM and LY1	6-8	57-58	57-58	57-58	57-58	1	1732 416
	CAP PACKAGE, Filler Tube, Sub.	6-8	57-58	57-58	57-58	57-58	1	1879 488
14-86-40	TUBE, Filler, except Sub.	6-8	55	-	-	-	1	1636 060
	Except Sub.	6-8	56	-	-	-	1	1635 247
	Sub.	6-8	55	-	-	-	1	1636 054
	Sub.	6-8	56	-	-	-	1	1638 198
	Except Sub.	6-8	57-58	-	-	-	1	1730 099
	Except Sub., UP TO	6-8	-	55 (1)	-	-	1	1615 614
	Except Sub., AFTER	6-8	-	55 (1)	-	-	1	1636 061
	Sub.	6-8	-	55-56	-	-	1	1636 055
	Except Sub.	6-8	-	57-58	-	-	1	1732 410
	Sub., except S26, UP TO	6-8	57 (2)	57 (2)	57 (2)	57 (2)	1	1737 101
	Sub., except S26, AFTER	6-8	57-58 (2)	57-58 (2)	57-58 (2)	57-58 (2)	1	1820 183
	Sub., S26	8	-	-	57	-	1	1737 101
	S21 All, S22, C67, C68, except Est. Wgn.	8	-	-	55	55	1	1639 665
	Est. Wgn.	8	-	-	55	55-56	1	1639 651
	Except Sub.	6-8	-	56	-	-	1	1632 820
	S24 All, S23, C71, C72, except Est. Wgn.	8	-	-	56	56	1	1636 070
	C69, C70	8	-	-	-	55	1	1616 495
	C73	8	-	-	-	56	1	1675 167
	C70	8	-	-	-	56	1	1639 665
	Except Sub., IM and LY1	8	-	-	57-58	57-58	1	1676 468
	IM	8	-	-	-	57	1	1730 080
	LY1	8	-	-	-	58	1	1829 208

NOTE 1:

D55 Ser. No. 34890902

D56 Ser. No. 32211416

NOTE 2:

P30 Ser. No. 14331576

P31 Ser. No. 16172739

D70 Ser. No. 38002828

D71 Ser. No. 38535282

S27 Ser. No. 58014313

C76 Ser. No. N57-10049

C75-1 Ser. No. W57-17709

★ Indicates use as required.

Numerals in parentheses () refer to notes.

Printed in U.S.A.

□ Indicates parts not listed in any previous parts book.

Prices and specifications subject to change without notice.

* Indicates change or addition.

1955-58 PASSENGER CAR PARTS LIST

FUEL

CODE	PART NAME AND DESCRIPTION	NO. OF CYL.	PLYMOUTH	DODGE	DESOTO	CHRYSLER AND IMPERIAL	PER CAR	PART NUMBER
14-86-41	NUT, w/RETAINER, Floor Pan Filler Tube Clamp Bracket, 4D., Sp. Cl. Cp. and Cv. Cp.	8	-	-	56	56	1	1575 529
14-86-43	CLAMP, Fuel Filler Tube Lower	6-8	-	55-56	-	-	1	1578 444
	CLAMP, Floor Pan Fuel Tank Filler Tube, P26, P27, P28, P29, except Sub., S21, S22, S23, S24, C67, C68, C71, C72, except Est. Wgn., C69, C73 All.	6-8	55-56	-	55-56	55-56	1	1598 693
	Floor Pan Fuel Tank Filler Tube, C70	8	-	-	-	55	1	1627 980
	Fuel Tank Filler Tube, except Sub.	6-8	57-58	57-58	57	57	1	*1730 098
14-86-44	SCREW, w/WASHER, Fuel Tank Filler Tube Support Clip Upper Housing, C67 UP TO Ser. No. W55-41870, C68 UP TO Ser. No. N55-24495	8	-	-	-	55	1	180 022
	SCREW, w/WASHER, Fuel Tank Filler Tube Support Clip Upper Housing, C67 AFTER Ser. No. W55-41870, C68 AFTER Ser. No. N55-24495	8	-	-	-	55	1	1602 582
	SCREW, w/WASHER, Floor Pan Fuel Tank Filler Tube Clamp to Bracket, except Sub.	6-8	56	-	-	-	1	51 680
	SCREW, Filler Tube Clamp, except Sub. and LY1	6-8	58	58	58	58	1	155 141
	SCREW, Fuel Tank Support Bracket, Sub., LD3, LS1	6-8	58	58	58	-	2	6012 041
14-86-48	HOSE, Filler Tube	6-8	55	55	55	55	1	780 182
	Except C70	6-8	56	56	56	56	1	734 749
	C70	8	-	-	-	56	1	780 182
	IM, LY1	8	-	-	-	57-58	1	734 749
14-86-49	CLAMP, Filler Tube Hose	6-8	55	55-56	55-56	55	1	870 469
	IM	6-8	56	-	-	56-57	2	151 360
	PACKAGE, Universal Hose Clamps Consists of Fifty Clamps	6-8	55-56	55-56	55-56	55-56	★	1450 500
14-86-55	GROMMET, Filler Tube, except Sub., IM and LY1	6-8	57-58	57-58	57-58	57-58	1	1676 461
	Sub., UP TO	6-8	57 (1)	57 (1)	-	-	1	1737 110
	Sub.	8	-	-	57	57	1	1737 110
14-86-57	HOSE, Vent, IM, LY1	6-8	55-56	55-56	55-56	55-58	1	1619 755
14-86-83	"O" Ring, Filler Tube Sleeve, except LY1	6-8	57-58	57-58	57-58	57-58	1	1730 087
14-86-85	FILTER, Inside of Tank	6-8	57-58	57-58	57-58	57-58	1	1670 694

14-87-0 FUEL TANK DUST SHIELD OR STONE DEFLECTOR

14-87-2	SHIELD, Quarter Panel Upper, w/Clinch Nut, Sub.	6-8	57	57	57	57	1	1775 897
	Deflector, w/House Panel Fuel Tank Stone, Lower, Sub.	6-8	57-58	57-58	57-58	57-58	1	1759 981

14-88-0 FUEL TANK SUPPORT

14-88-4	SPACER, w/Housing Inner Panel to Fuel Tank Support Inner and Outer, Left, Sub.	6-8	57-58	57-58	57-58	57-58	1	1775 000
14-88-8	BRACKET, Support, Sub.	6-8	57-58	57-58	57-58	57-58	1	1737 112
14-88-13	WELD-NUT, Fuel Tank Support Bracket, Sub.	6-8	57-58	57-58	57-58	57-58	3	657 414
14-88-21	STRAP, w/17 Gallon Tank, except Sub. and 3 Cp. w/17 gallon Tank, 3 Cp.	6-8	55-56	55-56	-	-	2	1843 473
	w/20 Gallon Tank, except Sub.	6	55	-	-	-	2	1557 481
	w/20 Gallon Tank, except Sub.	6-8	55-56	56	-	-	2	1843 473
	Except Est. Wgn., C68-300 and C72-300	8	-	-	55-56	55-56	2	1557 483
	Right, Sub. and Est. Wgn.	6-8	-	55	55	-	1	1616 479
	Left, Sub. and Est. Wgn.	6-8	-	55	55	-	1	1638 185

NOTE 1:

- | | |
|--------------------------|------------------------|
| P30 Ser. No. 14331576 | P31 Ser. No. 16172739 |
| D70 Ser. No. 38002828 | D71 Ser. No. 38535282 |
| S27 Ser. No. 58014313 | C76 Ser. No. N57-10049 |
| C75-1 Ser. No. W57-17709 | |

★ Indicates use as required. Numerals in parentheses () refer to notes. Printed in U.S.A.
 ☐ Indicates parts not listed in any previous parts book. Prices and specifications subject to change without notice.
 Nov. 10, 1958 Supersedes May 12, 1958. Page 14-44 * Indicates change or addition.

CODE	PART NAME AND DESCRIPTION	NO. OF CYL.	PLYMOUTH	DODGE	DESOTO	CHRYSLER AND IMPERIAL	PER CAR	PART NUMBER
	Right, Sub. and Est. Wgn., UP TO	6-8	55 (1)	56	-	55 (1)	1	1616 479
	Right, Sub. and Est. Wgn., AFTER	6-8	55-56 (1)	-	56	55-56 (1)	1	1637 505
	Left, Sub. and Est. Wgn.	6-8	55-56	56	56	55-56	1	1638 185
	C68-300, C72-300	8	-	-	-	55-56	2	1673 894
	w/20 Gallon Tank, except Sub., S27, LS1	6-8	57-58	57-58	57-58	-	2	1672 808
	w/23 Gallon Tank, except Sub.	6-8	57-58	57-58	-	-	2	1671 611
	D500	8	-	57	-	-	2	1671 611
	Sub.	6-8	57-58	57-58	57-58	57-58	1	1737 111
	Except Sub. S27 and LS1	8	-	-	57-58	57-58	1	1671 611
14-88-25	NUT, Strap Adjusting	6-8	55-56	55-56	55-56	55-56	2	855 646
14-88-27	STUD, Support Strap	6-8	57-58	57-58	57-58	57-58	★	1671 610
	Except Sub., w/23 Gallon Tank.	6-8	58	-	-	-	2	1856 539
	Nut	6-8	57	57	57	57	★	126 009
14-88-30	END, Fuel Tank Support Strap, Sub.	6-8	55-56	-	55-56	55-56	★	1637 503
14-88-36	REINFORCEMENT, Fuel Tank to UnderBody, except Sub.	6-8	55-56	55-56	-	-	1	1577 139
14-88-37	BOLT, Fuel Tank Underbody Upper Reinforcement, Sub.	6-8	56	56	-	-	1	1646 781
14-88-51	SEAL, Fuel Tank Support Strap Washer.	6-8	56	56	-	-	2	1614 958
14-89-0 FUEL LINE TUBE								
14-89-1	TUBE, Front	6-8	55	-	-	-	1	1316 004
	Front	6-8	56	-	-	-	1	1316 002
	Front	6-8	-	55-56	55	55	1	1316 003
	Front	8	-	-	56	56	1	1316 001
	Rear, except C70	6-8	55-56	55-56	55	55	1	1316 015
	Rear, C70	8	-	-	-	55	1	1617 875
	Rear, except C70, C73	8	-	-	56	56	1	1617 875
	Rear, C70, C73	8	-	-	-	56	1	1672 471
14-89-2	TUBING, Fuel Line, 25 ft. Rolls, 5/16 O.D.	6-8	56-58	56-58	56-58	56-58	★	1843 253
14-89-57	HOSE, Tube to Fuel Pump	6-8	55-56	55	55-56	55-56	1	1136 282
		6-8	-	56	-	-	1	1314 454
		6-8	57-58	57-58	57-58	57-58	1	1739 230
	Clamp	6-8	57-58	57-58	57-58	57-58	1	274 461
	HOSE to Fuel Tank	6-8	57-58	57-58	57-58	57-58	1	1739 230
	Clamp	6-8	57-58	57-58	57-58	57-58	2	274 461
	HOSE, Rear Tube, Sub.	6-8	58	-	-	-	1	1739 243
	HOSE, Vapor Return Tube, w/Air Cond., LC1	8	-	-	-	58	1	1828 456
	To Fuel Tank, Sub.	6-8	57-58	-	-	-	1	1739 243
	Front Tube to Rear Tube, Sub.	6-8	57-58	-	-	-	1	1739 230
14-89-58	STEM, Fuel Pump Hose, S27, LS2, LS3, LC2, LC3	6-8	57	57	57-58	57-58	1	1737 443
14-90-0 FUEL LINE TUBE ATTACHING PARTS								
14-90-1	CLIP, Front Tube	6-8	55-56	55-56	55-56	55-56	★	1263 079
	Front Tube Center	6-8	55-56	55-56	55-56	55-56	★	1119 423
	Rear Tube	6-8	55-56	55-56	55-56	55-56	★	842 000
	Rear Tube	6-8	55-56	55-56	55-56	55-56	★	317 697
	CLIP, Front and Rear Tube, S27	6-8	57	57	57	-	★	1263 079
	Front Tube at Kick-Up, except S27	8	-	-	57	57	★	1119 423
	Front Tube, Top of Sidemember, except S27.	8	-	-	57	57	★	317 697
	Front and Rear Tube, Side of Sidemember, except S27	8	-	-	57	57	★	842 000
	Rear Tube, at Kick-Up, except S27	8	-	-	57	57	★	317 697
	Rear Tube, at Crossmember, except S27.	8	-	-	57	57	★	386 162
	Front Tube	6-8	58	58	58	58	★	1263 079
	Front Tube at Kick-Up, LS2, LS3	8	-	-	58	58	1	1119 423
14-90-7	NIPPLE, Front Tube, Coupling End.	6-8	55-56	55-56	55-56	55-56	1	1137 863
	Nut, Front Tube	6-8	55-56	55-56	55-56	55-56	1	137 398
	Fuel Line Rear Tube	6-8	55-56	55-56	55-56	55-56	2	1140 558
14-90-10	SLEEVE, Fuel Line	6-8	55-56	55-56	55-56	55-56	2	1316 669

NOTE 1:

P26 Ser. No. 13934295
C67 Ser. No. W55-75129

P27 Ser. No. 15757121
C68 Ser. No. N55-42619

★ Indicates use as required. Numerals in parentheses () refer to notes. Printed in U.S.A.
 □ Indicates parts not listed in any previous parts book. Prices and specifications subject to change without notice.
 * Indicates change or addition. Page 14-45 Nov. 10, 1958 Supersedes May 12, 1958.

1955-58 PASSENGER CAR PARTS LIST

FUEL

CODE	PART NAME AND DESCRIPTION	NO. OF CYL.	PLYMOUTH	DODGE	DESOTO	CHRYSLER AND IMPERIAL	PER CAR	PART NUMBER
14-105-0 FUEL INJECTION SYSTEM								
14-105-8	SPRING, Accelerator Pedal Return, Front, Fury, D500, Adventurer	8	58	58	58	-	1	1851 578
	Rear, Fury, D500, Adventurer	8	58	58	58	-	1	1821 368
	LC3-300	8	-	-	-	58	2	1320 133
14-105-16	BRACKET, Accelerator Pedal Return Spring, Rear, Fury, D500, Adventurer	8	58	58	58	-	1	1851 532
	Front, Fury, D500, Adventurer	8	58	58	58	-	1	1852 562
	Front, LC3-300	8	-	-	-	58	1	1851 350
	Rear, LC3-300	8	-	-	-	58	1	1851 351
14-105-40	ROD, Accelerator Lever to Throttle Body, Fury, D500, Adventurer	8	58	58	58	-	1	1851 571
	LC3-300	8	-	-	-	58	1	1826 090
14-105-41	LEVER, Accelerator Shaft, LC3-300	8	-	-	-	58	1	1852 045
14-105-47	BALLJOINT, Accelerator Shaft to Throttle Body Rod, Fury, D500, Adventurer, LC3-300	8	58	58	58	58	1	1401 687
14-105-61	ROD, Throttle Lever Interconnecting, Fury, D500, Adventurer	8	58	58	58	-	1	1351 529
	LC3-300	8	-	-	-	58	1	1634 875
14-105-65	ROD END, Throttle Lever Interconnecting, Front, LC3-300	8	-	-	58	58	1	1826 094
	Front, Fury, D500, Adventurer	8	58	58	58	-	1	1822 123
	Rear	8	58	58	58	58	1	1634 876
14-105-70	SWIVEL, Throttle Body Rod, Fury, D500, Adventurer, LC3-300	8	58	58	58	58	2	1822 124
14-105-75	GASKET, Throttle Body to Intake Manifold, Fury, D500, Adventurer, LC3-300	8	58	58	58	58	2	1827 395
14-105-80	TUBE, Throttle Body to Exhaust Manifold, LC3-300	8	-	-	-	58	1	1851 256
14-105-84	TUBE, Throttle Body to Distributor Vacuum, LC3-300	8	-	-	-	58	1	361 542
14-105-90	AIR CLEANER, Fury, D500, Adventurer, LC3-300	8	58	58	58	58	2	1852 206
14-105-95	GASKET, Throttle Body to Air Cleaner, Fury, D500, Adventurer, LC3-300	8	58	58	58	58	2	1827 996
14-105-99	FILTER, Air Cleaner, Fury, D500, Adventurer, LC3-300	8	58	58	58	58	2	1852 569
14-105-125	SWITCH, Fuel Pump Regulator, Fury, D500, Adventurer, LC3-300	8	58	58	58	58	1	*1841 416
14-105-126	RELAY, Fuel Pump Starter, Fury, D500, Adventurer, LC3-300	8	58	58	58	58	1	*1843 490
14-105-142	REINFORCEMENT, Fuel Filter to Distribution Line Hose and Coil, Fury, D500, Adventurer	8	58	58	58	-	1	1854 979
14-105-144	TUBE, Fuel Filter Return Line, LC3-300	8	-	-	-	58	1	861 836
	Fuel Filter Supply Line, LC3-300	8	-	-	-	58	1	861 835
14-105-146	NIPPLE, Fuel Filter to Outlet Hose, Fury, D500, Adventurer, LC3-300	8	58	58	58	58	2	1852 992
14-105-147	BRACKET, w/Clinch NUT, Fuel Supply and Return Lines Support, Fury, D500, Adventurer LC3-300	8	58	58	58	-	1	1851 645
	LC3-300	8	-	-	-	58	1	1851 352
14-105-150	GAUGE, Fuel Tank, Fury, D500, Adventurer, LC3-300	8	58	58	58	58	1	1879 965
14-105-160	TANK, Fuel, Fury, D500, Adventurer, LC3-300	8	58	58	58	58	1	1820 859
14-105-166	GASKET, Solenoid Injector, Fury, D500, Adventurer, LC3-300	8	58	58	58	58	1	*1841 459
14-105-175	COVER, Cylinder Block Fuel Pump Opening Fury, Adventurer, D500	8	58	58	58	-	1	1851 410
14-105-180	COVER, Chain Case Fuel Pump Opening, LC3-300	8	-	-	-	58	1	1851 312

★ Indicates use as required.

Numerals in parentheses () refer to notes.

Printed in U.S.A.

⊠ Indicates parts not listed in any previous parts book.
May 12, 1958 Supersedes Oct. 10, 1957.

Prices and specifications subject to change without notice.
* Indicates change or addition.

CODE	PART NAME AND DESCRIPTION	NO. OF CYL.	PLYMOUTH	DODGE	DESOTO	CHRYSLER AND IMPERIAL	PER CAR	PART NUMBER
14-105-185	LINE, Fuel Distribution, Right, Fury, D500, Adventurer	8	58	58	58	-	1	1851 422
	Right, LC3-300	8	-	-	-	58	1	1828 115
	Left, Fury, D500, Adventurer	8	58	58	58	-	1	1851 416
	Left, LC3-300	8	-	-	-	58	1	1828 114
14-105-186	HOSE, Fuel Filter Nipple to Distribution Line, Right, Fury, D500, Adventurer, LC3-300	8	58	58	58	58	1	1852 993
	Fuel Filter Nipple to Distribution Line, Left, Fury, D500, Adventurer, LC3-300	8	58	58	58	58	1	1852 993
	Fuel Distribution Line Connecting, Fury, D500, Adventurer, LC3-300	8	58	58	58	58	1	1852 993
	Fuel Line Supply, 166", Fury, LC3-300	8	58	-	-	58	1	1850 915
	Fuel Line Tube, 186", LC3-300	8	-	-	-	58	1	1850 916
	Fuel Line Return Tube, Front and Rear, Fury, D500, Adventurer, LC3-300	8	58	58	58	58	★	1739 230
	Fuel Tank Injection Pump Outlet Tube, Fury, D500, Adventurer, LC3-300	8	58	58	58	58	1	*1320 874
14-105-195	PUMP, Fuel Injection, w/Relief VALVE, Fury, D500, Adventurer, LC3-300	8	58	58	58	58	1	1820 882
14-105-196	INSULATOR, Fuel Tank Injection Pump, Inner, Fury, D500, Adventurer, LC3-300	8	58	58	58	58	3	1829 205
	Outer, Fury, D500, Adventurer, LC3-300	8	58	58	58	58	6	1829 205
14-105-199	SEAL, Fuel Tank Injection Pump Cover, Fury, D500, Adventurer, LC3-300	8	58	58	58	58	1	1820 865
14-105-200	RETAINER, Fuel Tank Injection Pump Cover, Fury, D500, Adventurer, LC3-300	8	58	58	58	58	1	1820 864
14-105-206	CLIP, Fuel Pump Injection Pump Outlet Tube, Fury, D500, Adventurer, LC3-300	8	58	58	58	58	1	1820 883
14-105-208	HOSE, Fuel Tank Injection Pump Outlet Tube, Fury, D500, Adventurer, LC3-300	8	58	58	58	58	1	1820 874
14-105-230	WIRING, to Modulator and Resistor Box, Fury To Modulator and Resistor Box, D500	8	58	-	-	-	1	1842 347
	To Modulator and Resistor Box, Adventurer	8	-	58	-	-	1	1842 349
	To Modulator and Resistor Box, LC3-300	8	-	-	58	-	1	1842 348
	Fuel Injection Selector to Solenoid Valve, Fury, D500, Adventurer	8	58	58	58	-	1	1842 273
	Fuel Injection Selector to Solenoid Valve, LC3-300	8	-	-	-	58	1	1842 344
	LC3-300	8	-	-	-	58	1	1841 449
14-105-231	PLUG and WIRING, Fuel Injection, 4 Pole, 3 Male and 1 Female, Fury, D500, Adventurer, LC3-300	8	58	58	58	58	★	1819 723
	4 Pole, 1 Male and 3 Female, Fury, D500, Adventurer, LC3-300	8	58	58	58	58	★	1819 724
14-105-232	PLUG, Fuel Injection Wiring Connector, Fury, D500, Adventurer, LC3-300	8	58	58	58	58	★	1793 763
14-105-233	CLIP, Fuel Injection Wiring at Generator, Fury, D500, Adventurer, LC3-300	8	58	58	58	58	1	1302 783
	At Ignition Coil Bracket, LC3-300	8	-	-	-	58	1	1302 783
14-105-236	BRACKET, Selector, LC3-300	8	-	-	-	58	1	1828 001
14-105-237	CLAMP, Fuel Injection Trigger Selector to Ignition Distributor Connector, Fury, D500, Adventurer	8	58	58	58	-	1	1194 863
14-105-240	CABLE, Selector to Distributor Drive, Adventurer	8	58	58	58	-	1	1841 463
	LC3-300	8	-	-	-	58	1	1842 513
14-105-245	CLAMP, Ignition Distributor, Fury, LD2-D500	8	58	58	-	-	1	1737 760

NOTES

★ Indicates use as required. Numerals in parentheses () refer to notes. Printed in U.S.A.
 ☐ Indicates parts not listed in any previous parts book. Prices and specifications subject to change without notice.
 * Indicates change or addition. May 12, 1958 Supersedes Oct. 10, 1957.

