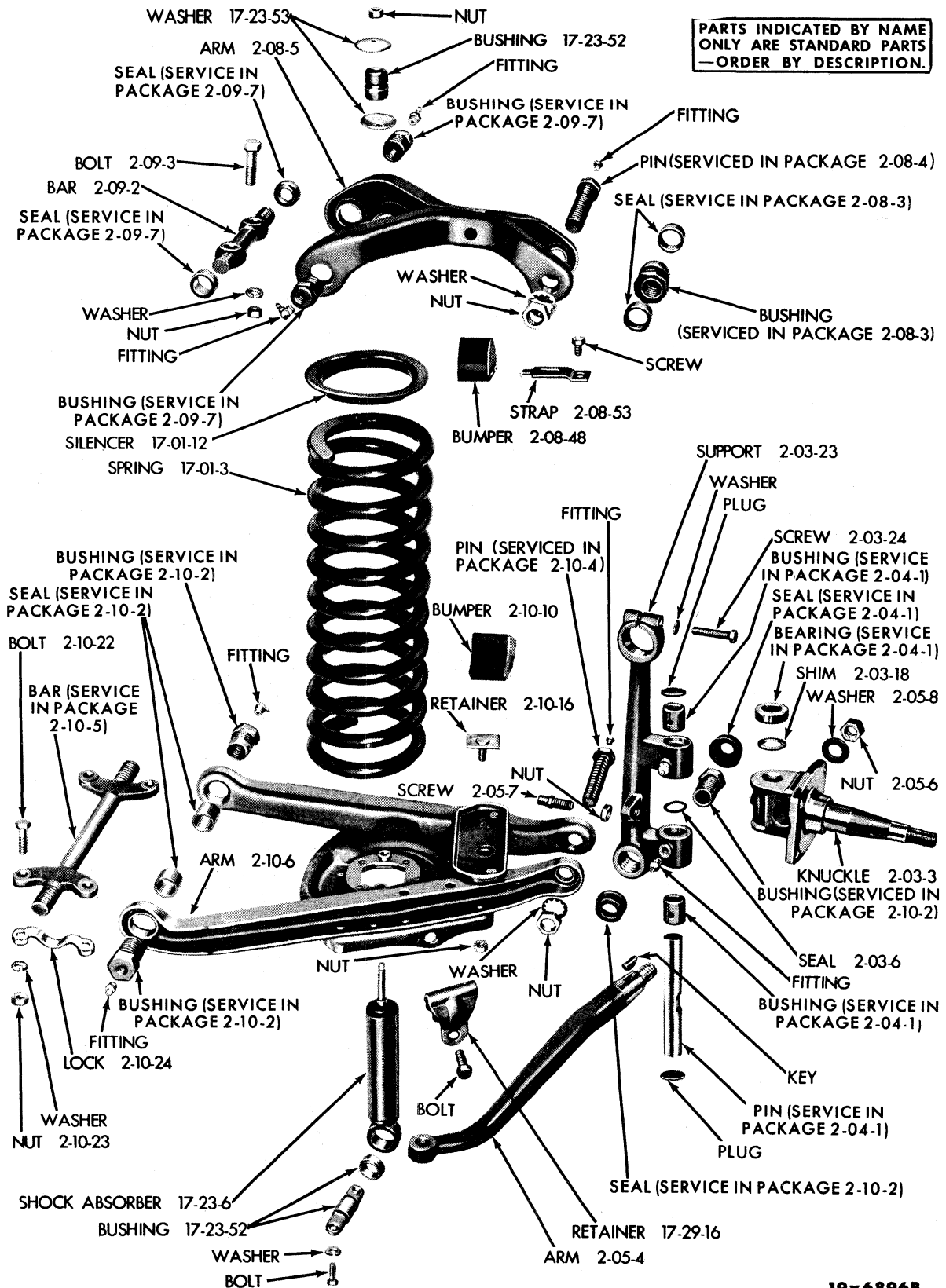


GROUP 2 - FRONT SUSPENSION



19x6896B

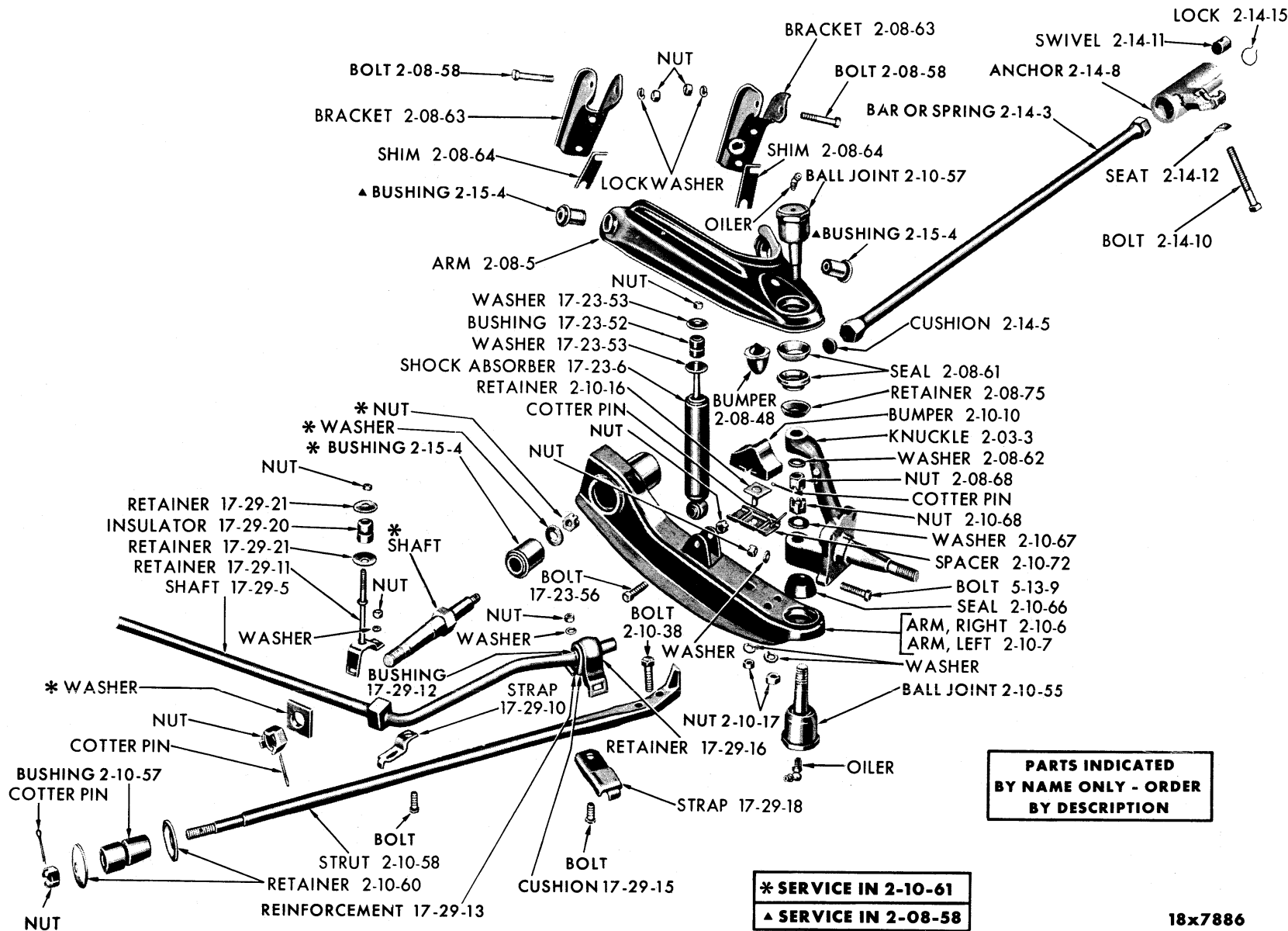
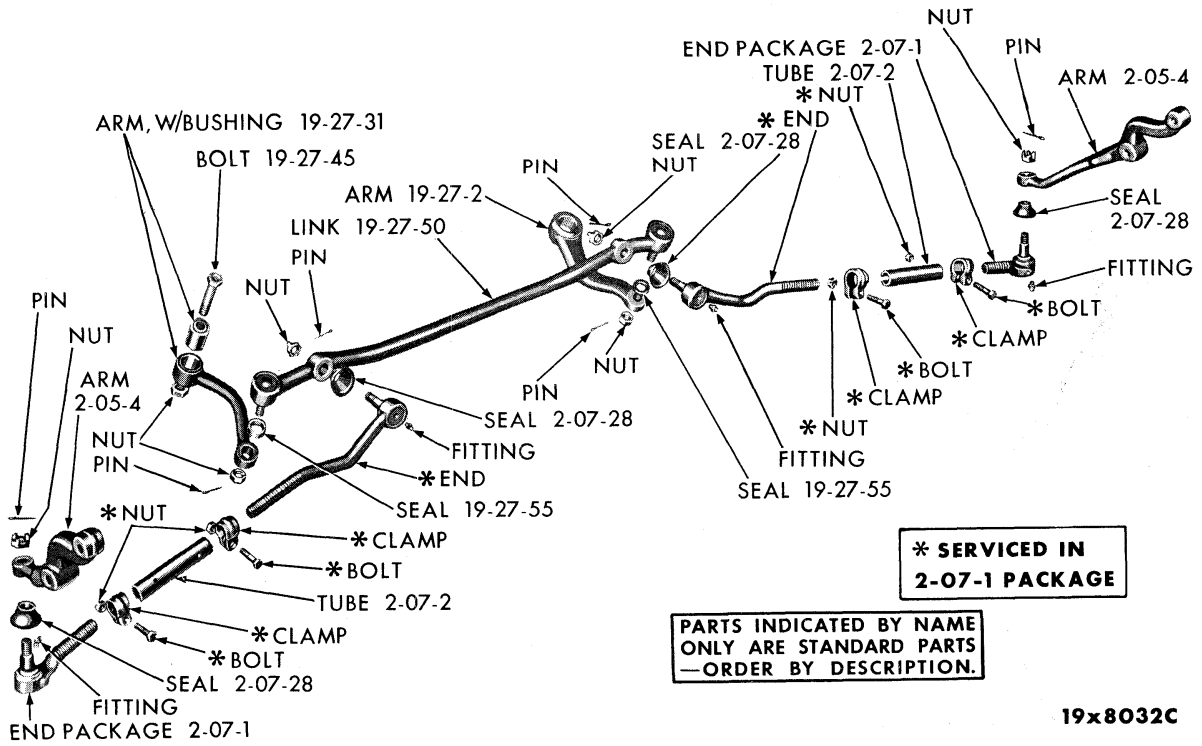


Plate 2-2

FRONT SUSPENSION (1957-58 MODELS)



19x8032C

Plate 2-3

STEERING KNUCKLE TIE RODS

NOTES

---

---

---

---

---

---

---

---

---

---

---

---

---

---

---

---

---

---

---

---



CODE	PART NAME AND DESCRIPTION	NO. OF CYL.	PLYMOUTH	DODGE	DESOTO	CHRYSLER AND IMPERIAL	PER CAR	PART NUMBER
<b>2-03-0 STEERING KNUCKLE</b>								
2-03-3	KNUCKLE, w/BUSHING, Right, w/10" brakes, Detroit Built, UP TO 13842484 . . .	6	55	-	-	-	1	1311 432
	Right, w/10" brakes, Los Angeles and Evansville Built and AFTER 13842484 Detroit Built . . . . .	6	55	-	-	-	1	1615 342
	Right . . . . .	6	56	-	-	-	1	1615 342
	Left, w/10" brakes, Detroit Built, UP TO 13842484 . . . . .	6	55	-	-	-	1	1311 433
	Left, w/10" brakes, Los Angeles and Evansville Built and AFTER 13842484 Detroit Built . . . . .	6	55	-	-	-	1	1615 343
	Left . . . . .	6	56	-	-	-	1	1615 343
	w/BUSHING and BEARING, Right, w/11" brakes . . . . .	6	55	-	-	-	1	1615 344
	Left, w/11" brakes . . . . .	6	55	-	-	-	1	1615 345
	w/BUSHING and BEARING, Right . . . . .	8	55-56	-	-	-	1	1615 344
	Left . . . . .	8	55-56	-	-	-	1	1615 345
	S27, LS1, LC1 . . . . .	6-8	57-58	57-58	57-58	-	2	*1671 362
	w/BUSHING and BEARING, Right . . . . .	6-8	-	55-56	-	-	1	1615 344
	Left . . . . .	6-8	-	55-56	-	-	1	1615 345
	w/BUSHING and BEARING, Right, w/12"brakes .	8	-	56	-	-	1	1615 346
	Left, w/12" brakes . . . . .	8	-	56	-	-	1	1615 347
	w/BUSHING and BEARING, Right, w/o Power Strg., S21 All, S22, C67, C68, except Est. Wgn., UP TO . . . . .	8	-	-	55 (1)	55 (1)	1	1318 039
	Right, w/o Power Strg., S21 All, S22, C67, C68, except Est. Wgn., AFTER . . . . .	8	-	-	55 (1)	55 (1)	1	1615 346
	w/BUSHING and BEARING, Left, w/o Power Strg., S21 All, S22, C67, C68, except Est. Wgn., UP TO . . . . .	8	-	-	55 (1)	55 (1)	1	1318 040
	Left, w/o Power Strg., S21 All, S22, C67, C68, except Est. Wgn., AFTER . . . . .	8	-	-	55 (1)	55 (1)	1	1615 347
	w/BUSHINGS, Right, w/Power Strg., S21 All, S22, C67, C68, except Est. Wgn., UP TO . . . . .	8	-	-	55 (2)	55 (2)	1	1483 014
	Right, w/Power Strg., S21 All, S22, C67, C68, except Est. Wgn., AFTER . . . . .	8	-	-	55 (2)	55 (2)	1	1619 694
	w/BUSHINGS, Left, w/Power Strg., S21 All, S22, C67, C68, except Est. Wgn., UP TO . . . . .	8	-	-	55 (2)	55 (2)	1	1483 015
	Left, w/Power Strg., S21 All, S22, C67, C68, except Est. Wgn., AFTER . . . . .	8	-	-	55 (2)	55 (2)	1	1619 695
	w/BUSHING and BEARING, Right, S22, C67, C68, Est. Wgn., C69 All. . . . .	8	-	-	55	55	1	866 818
	w/BUSHING and BEARING, Left, S22, C67, C68, Est. Wgn., C69 All. . . . .	8	-	-	55	55	1	866 819
	Right, S23, C71, C72, Est. Wgn., C73 All . . . . .	8	-	-	56	56	1	1671 332
	Left, S23, C71, C72, Est. Wgn., C73 All . . . . .	8	-	-	56	56	1	1671 331
	KNUCKLE, Right, C70 . . . . .	8	-	-	-	55	1	1325 376
	Left, C70. . . . .	8	-	-	-	55	1	1325 375

Note 1: S21-50330825  
C67 w/Power Brakes W55-8651  
C68 w/Power Brakes N55-5371

S22-55188534  
C67 w/o Power Brakes W55-9564

Note 2: S21-50330825  
C67 w/Power Strg. and Power Brakes - W55-4800  
C68 w/Power Strg. and Power Brakes - N55-3099

S22-55188534  
C67 w/o Power Strg., w/Power Brakes - W55-5421

★ Indicates use as required.

Numerals in parentheses ( ) refer to notes.

Printed in U.S.A.

☐ Indicates parts not listed in any previous parts book.

Prices and specifications subject to change without notice.

\* Indicates change or addition.

# 1955-58 PASSENGER CAR PARTS LIST

FRONT SUSPENSION

CODE	PART NAME AND DESCRIPTION	NO. OF CYL.	PLYMOUTH	DODGE	DESOTO	CHRYSLER AND IMPERIAL	PER CAR	PART NUMBER
	Right, D63-D500, S24 All, S23, C71, C72, except Est. Wgn. . . . .	8	-	56	56	56	1	1633 060
	Left, D63-D500, S24 All, S23, C71, C72, except Est. Wgn. . . . .	8	-	56	56	56	1	1633 061
	Right, S23, C71, C72, Est. Wgn., C70, C73, All	8	-	-	56	56	1	1671 332
	Left, S23, C71, C72, Est. Wgn., C70, C73, All	8	-	-	56	56	1	1671 331
	S25, LS2, LS3, C75, LC2, C76, LC3, All, S26 except Sub. . . . .	8	-	-	57-58	57-58	2	1670 320
	IM, LY1, All. . . . .	8	-	-	-	57-58	2	1671 363
	Fitting, lubricant. . . . .	6-8	55	55	55	55	4	145 433
	Plug, w/10" brake . . . . .	6	55	-	-	-	4	103 894
	Plug, Upper, w/11" brake . . . . .	6	55	-	-	-	2	117 920
	Plug, Upper . . . . .	8	55	-	-	-	1	117 920
	Plug, Upper, S24 All, S23, C71, C72, except Est. Wgn. . . . .	6-8	56	55-56	55-56	55-56	2	117 920
	Plug, Lower . . . . .	8	55	-	-	-	2	103 894
	Plug, Lower, S21 All, S22, C67, C68, except Est. Wgn. . . . .	6-8	56	55-56	55	55	2	103 894
	Plug, S22, S23, C67, C68, C71, C72, Est. Wgn., C69, C70, C73, All . . . . .	8	-	-	55-56	55-56	★	179 380
2-03-12	SCREW, Stop, C70 . . . . .	8	-	-	-	55	2	1670 292
2-03-14	BOLT, Knuckle to Arm, C67, C68, C69 . . . . .	6-8	55-56	55-56	55	55	2	1327 083
	Nut . . . . .	6-8	55-56	55-56	55	55	2	128 025
2-03-17	BEARING, Thrust, w/Power Strg., S21, All, S22, C67, C68, except Est. Wgn. . . . .	8	-	-	55	55	2	1615 367
2-03-18	SHIM, Thrust Bearing, .010" thk., S21, S24, All, S22, S23, C67, C68, C71, C72, except Est. Wgn. . . . .	6-8	55-56	55-56	55-56	55-56	★	626 870
2-03-23	SUPPORT . . . . .	6-8	55-56	55-56	-	-	2	1322 165
	Right, D63-D500 . . . . .	8	-	56	-	-	1	1618 060
	Left, D63-D500 . . . . .	8	-	56	-	-	1	1618 061
	Oiler . . . . .	8	-	56	-	-	4	273 321
	S21 All, S22, C67, C68, except Est. Wgn. . . . .	8	-	-	55	55	2	1539 234
	S22, C67, C68, Est. Wgn., C69 All . . . . .	8	-	-	55	55	2	1554 883
	w/BUSHING and BEARING, Right, w/o Power Strg., S23, C71, C72, except Est. Wgn., D63-D500, S24 All . . . . .	8	-	56	56	56	1	1618 056
	Left, w/o Power Strg., S23, C71, C72, except Est. Wgn., D63-D500, S24 All . . . . .	8	-	56	56	56	1	1618 057
	w/BUSHING, Right, w/Power Strg., S23, C71, C72, except Est. Wgn., D63-D500, S24 All . . . . .	8	-	56	56	56	1	1618 060
	Left, w/Power Strg., S23, C71, C72, except Est. Wgn., D63-D500, S24 All . . . . .	8	-	56	56	56	1	1618 061
	w/BUSHING and BEARING, Right, S23, C71, C72, Est. Wgn., C70, C73, All . . . . .	8	-	-	56	56	1	1618 064
	Left, S23, C71, C72, Est. Wgn., C70, C73, All	8	-	-	56	56	1	1618 065
	Right, C70 . . . . .	8	-	-	-	55	1	1322 166
	Left, C70 . . . . .	8	-	-	-	55	1	1322 167
	Plug, expansion . . . . .	8	-	-	55-56	55-56	2	179 380
2-03-24	SCREW, Support Clamp . . . . .	6-8	55-56	55-56	55-56	55-56	2	* 651 082
<b>2-04-0 KING PIN</b>								
2-04-1	PIN PACKAGE, w/10" brakes . . . . .	6	55-56	-	-	-	1	933 435
	w/11" brakes . . . . .	6-8	55-56	-	-	-	1	947 557
		6-8	-	55-56	-	-	1	947 557
	D63-D500, S24, All, S23, C71, C72, except Est. Wgn., w/o Power Strg. . . . .	8	-	56	56	56	1	1653 445
	D63-D500, S24, All, S23, C71, C72, except Est. Wgn., w/Power Strg. . . . .	8	-	56	56	56	1	1752 456
	w/o Power Strg., S21 All, S22, C67, C68, except Est. Wgn. . . . .	8	-	-	55	55	1	947 557
	w/Power Strg., S21 All, S22, C67, C68, except Est. Wgn. . . . .	8	-	-	55	55	1	1450 218

★ Indicates use as required.

Numerals in parentheses ( ) refer to notes.

Printed in U.S.A.

⊘ Indicates parts not listed in any previous parts book.

Prices and specifications subject to change without notice.

May 21, 1959 Supersedes Feb. 20, 1958.

\* Indicates change or addition.

CODE	PART NAME AND DESCRIPTION	NO. OF CYL.	PLYMOUTH	DODGE	DESOTO	CHRYSLER AND IMPERIAL	PER CAR	PART NUMBER
	S22, C67, C68, Est. Wgn., C69 All . . . . .	8	-	-	55	55	1	1311 059
	S23, C71, C72, Est. Wgn., C70, C73, All . . .	8	-	-	56	56	1	1653 444
	C70 . . . . .	8	-	-	-	55	1	1321 260
2-04-2	PIN, S23, C71, C72, Est. Wgn., C70, C73, All.	8	-	-	56	56	2	1556 997
<b>2-05-0 STEERING LINKAGE KNUCKLE ARM</b>								
2-05-4	ARM, Right . . . . .	6	55-56	55-56	-	-	1	1615 128
	Left . . . . .	6	55-56	55-56	-	-	1	1615 127
	Right . . . . .	8	55-56	55-56	-	-	1	1611 202
	Left . . . . .	8	55-56	55-56	-	-	1	1611 203
	Right, S27 . . . . .	6-8	57	57	57	-	1	1671 448
	Left, S27 . . . . .	6-8	57	57	57	-	1	1671 449
	Right, LS1, LC1 . . . . .	6-8	58	58	58	58	1	*1735 474
	Left, LS1, LC1 . . . . .	6-8	58	58	58	58	1	*1735 475
	Right, C67, C68, C69 . . . . .	8	-	-	55	55	1	1558 806
	Left, C67, C68, C69 . . . . .	8	-	-	55	55	1	1558 807
	Right, D63-D500 . . . . .	8	-	56	-	-	1	1674 498
	Left, D63-D500 . . . . .	8	-	56	-	-	1	1674 499
	Right, UP TO, also specify 1-1639 365 Key . .	8	-	-	56 (1)	56 (2)	1	*1732 364
	Left, UP TO, also specify 1-1639 365 Key . .	8	-	-	56 (1)	56 (2)	1	*1732 365
	Right, AFTER . . . . .	8	-	-	56 (1)	56 (2)	1	1732 364
	Left, AFTER . . . . .	8	-	-	56 (1)	56 (2)	1	1732 365
	Right, C70 . . . . .	8	-	-	-	55	1	1556 310
	Left, C70 . . . . .	8	-	-	-	55	1	1556 311
	Key, Woodruff, UP TO . . . . .	8	-	-	55-56	55-56	2	120 502
	Right, S25, S26, LS2, LS3, C75, C76, LC2, LC3 .	8	-	-	57-58	57-58	1	1735 560
	Left, S25, S26, LS2, LS3, C75, C76, LC2, LC3 .	8	-	-	57-58	57-58	1	1735 561
	Right, IM, LY1 . . . . .	8	-	-	-	57-58	1	1672 978
	Left, IM, LY1 . . . . .	8	-	-	-	57-58	1	1672 979
2-05-5	KEY, D63-D500, AFTER . . . . .	8	-	56	56 (1)	56 (2)	2	1639 365
2-05-6	NUT, Arm, D63-D500 . . . . .	8	-	56	56	56	2	1671 405
	C70 . . . . .	8	-	-	-	55	2	1318 189
2-05-7	SCREW, Stop, C71, C72, C73 . . . . .	6-8	55-56	55-56	55-56	55-56	2	603 342
	Nut . . . . .	6-8	55-56	55-56	55-56	55-56	2	120 371
2-05-8	WASHER, Arm Nut, D63-D500 . . . . .	8	-	56	56	56	2	1672 961
<b>2-07-0 STEERING KNUCKLE TIE ROD</b>								
2-07-1	END PACKAGE, Outer on long rod, inner on short rod, right hand thread . . . . .	6	55-56	55-56	-	-	2	951 302
	Inner on long rod, outer on short rod, left hand thread . . . . .	6	55-56	55-56	-	-	2	951 303
	Outer . . . . .	8	55-56	55-56	55-56	55-56	2	1315 410
	Outer, S27, LS1, LC1 . . . . .	6-8	57-58	57-58	57-48	58	2	*1818 998
	Inner, S27, LS1, LC1 . . . . .	6-8	57-58	57-58	57-58	58	2	1818 999
	Outer, S25, S26, LS2, LS3, C75, C76, IM, LC2, LC3, LY1 . . . . .	8	-	-	57-58	57-58	2	1692 688
	Right, Inner, S25, S26, LS2, LS3, C75, C76, IM, LC2, LC3, LY1, All . . . . .	8	-	-	57-58	57-58	1	†1881 821
	Left, Inner S25, S26, LS2, LS3, C75, C76, IM, LC2, LC3, LY1, All . . . . .	8	-	-	57-58	57-58	1	†1881 820
2-07-2	ROD, Long . . . . .	6	55-56	55-56	-	-	1	1611 816
	Short . . . . .	6	55-56	55-56	-	-	1	1312 033
	TUBE, w/CLAMP, BOLT and NUT . . . . .	8	55-56	55-56	55-56	55-56	2	1634 619
		6-8	57-58	57-58	57-58	57-58	2	1634 619
2-07-26	END, Inner . . . . .	8	55-56	55-56	-	-	2	1615 140
	Inner . . . . .	8	-	-	55-56	55-56	2	1558 803
	Right, Inner, S25, S26, LS2, LS3, LC2, LC3, LY1 . . . . .	8	-	-	57-58	57-58	1	1673 080
	Left, Inner, S25, S26, LS2, LS3, LC2, LC3, LY1 . . . . .	8	-	-	57-58	57-58	1	1673 081

NOTE 1: S23 Ser. No. 55302177 Det. Blt., 64032191 L.A. Blt., S24 Ser. No. 50385508 Det. Blt., 62050156 L.A. Blt.

NOTE 2: C70 Ser. No. C56-1162, C71 Ser. No. W56-46349 Det. Blt., W56L-5459 L.A. Blt., C72 Ser. No. N56-26694 Det. Blt., N56L-4197 L.A. Blt., C73 Ser. No. C56-8958.

# 1955-58 PASSENGER CAR PARTS LIST

FRONT SUSPENSION

CODE	PART NAME AND DESCRIPTION	NO. OF CYL.	PLYMOUTH	DODGE	DESOTO	CHRYSLER AND IMPERIAL	PER CAR	PART NUMBER
2-07-28	SEAL, End Dust . . . . .	6	55-56	55-56	-	-	4	1318 177
	C67, C68 . . . . .	8	55-56	55-56	55-56	55-56	4	1322 964
	S25, S26, S27, LS2, LS3, LC2, LC3, LY1, UP TO .	6-8	57 (1)	57 (1)	57-58 (1)	57-58	4	1673 045
	S27, LS1, LC1, AFTER . . . . .	6-8	57-58 (1)	57-58 (1)	57-58 (1)	58	4	1735 470
<b>2-08-0 FRONT WHEEL UPPER CONTROL ARM</b>								
2-08-1	PIN, BUSHING and DUST SEAL PACKAGE, Outer Pivot, S21, S24, All, S22, S23, C67, C68, C71, C72, except Est. Wgn. . . . .	6-8	55-56	55-56	55-56	55-56	2	1326 077
	S22, S23, C67, C68, C71, C72, Est. Wgn., C69, C70, C73, All . . . . .	8	-	-	55-56	55-56	2	1326 078
2-08-3	BUSHING and DUST SEAL PACKAGE, Pin, Outer Pivot, S21, S24, All, S22, S23, C67, C68, C71, C72, except Est. Wgn. . . . .	6-8	55-56	55-56	55-56	55-56	2	*1321 130
	S22, S23, C67, C68, C71, C72, Est. Wgn., C69, C70, C73, All . . . . .	8	-	-	55-56	55-56	2	1321 131
2-08-4	PIN and NUT PACKAGE, Outer Pivot, S21, S24, All, S22, S23, C67, C68, C71, C72, except Est. Wgn. . . . .	6-8	55-56	55-56	55-56	55-56	2	*1241 500
	S22, S23, C67, C68, C71, C72, Est. Wgn., C69, C70, C73, All . . . . .	8	-	-	55-56	55-56	2	1238 409
2-08-5	ARM, S21, S24, All, S22, S23, C67, C68, C71, C72, except Est. Wgn. . . . .	6-8	55-56	55-56	55-56	55-56	2	1611 265
	Right, S27, LS1, LC1 . . . . .	6-8	57-58	57-58	57-58	58	1	1671 426
	Left, S27, LS1, LC1 . . . . .	6-8	57-58	57-58	57-58	58	1	1671 427
	S22, S23, C67, C68, C71, C72, Est. Wgn., C69, C70, C73, All . . . . .	8	-	-	55-56	55-56	2	1611 267
	Right, S25, S26, LS2, LS3, LC2, LC3, LY1 . .	8	-	-	57-58	57-58	1	1671 452
	Left, S25, S26, LS2, LS3, LC2, LC3, LY1 . .	8	-	-	57-58	57-58	1	1671 453
	Fitting, lubricant, arm pin . . . . .	6-8	55-56	55-56	55-56	55-56	2	110 347
2-08-48	BUMPER, Frame . . . . .	6-8	55-56	55-56	55-56	55-56	2	1402 027
	Screw or Bolt, 5/16"-18 x 1" . . . . .	6-8	57-58	57-58	57-58	57-58	2	1671 428
	STRAP, Frame Bumper . . . . .	6-8	55-56	55-56	55-56	55-56	2	180 079
2-08-53	SCREW, Bumper . . . . .	6-8	55-56	55-56	55-56	55-56	2	1556 961
2-08-54	SCREW, Bumper . . . . .	6-8	55	55	55	55	2	617 049
2-08-57	BALL JOINT PACKAGE, S25, S26 . . . . .	8	-	-	57	57	2	*1752 476
	S27, LS1, LC1, .003" O.S. . . . .	6-8	57-58	57-58	57-57	58	2	*1843 245
	LS2, LS3, LC2, LC3, LY1, .003" O.S. . . . .	8	-	-	58	58	2	1843 246
2-08-58	BOLT and BUSHING PACKAGE, Support Bracket, S27, LS1, LC1, All . . . . .	6-8	57-58	57-58	57-58	58	2	1881 649
	S25, S26, C75, C76, IM, LS2, LS3, LC2, LC3, LY1, All . . . . .	8	-	-	57-58	57-58	2	1681 646
2-08-61	SEAL, Ball Joint, Inner, S27, LS1, LC1 . .	6-8	57-58	57-58	57-58	58	2	1731 435
	Outer, S27, LS1, LC1 . . . . .	6-8	57-58	57-58	57-58	58	2	1732 362
	Inner, S25, S26, LS2, LS3, LC2, LC3, LY1 . .	8	-	-	57-58	57-58	2	1731 264
	Outer, S25, S26, LS2, LS3, LC2, LC3, LY1 . .	8	-	-	57-58	57-58	2	1734 266
2-08-62	WASHER, Ball Joint Stud Nut . . . . .	6-8	57-58	57-58	57-58	57-58	2	1672 960
2-08-63	BRACKET, Support, Right Front and Left Rear, S27 . . . . .	6-8	57	57	57	-	2	1734 302
	Left Front and Right Rear, S27 . . . . .	6-8	57	57	57	-	2	1734 301
	Right Rear, LS1, LC1 . . . . .	6-8	58	58	58	58	1	1734 301
	Right Front, LS1, LC1 . . . . .	6-8	58	58	58	58	1	1734 302
	Left Rear, LC1, UP TO . . . . .	6-8	58 (2)	-	-	58 (2)	1	1734 302
	Left Front, LC1, UP TO . . . . .	6-8	58 (2)	-	-	58 (2)	1	1734 301
	Left Rear, LS1, LC1, AFTER . . . . .	6-8	58 (2)	58	58	58 (2)	1	1824 802
	Left Front, LS1, LC1, AFTER . . . . .	6-8	58 (2)	58	58	58 (2)	1	1824 803
	Right Front, S25, S26, LS2, LS3, LC2, LC3, LY1	8	-	-	57-58	57-58	1	1734 304
	Left Front, S25, S26, LS2, LS3, LC2, LC3, LY1	8	-	-	57-58	57-58	1	1734 303
	Rear, S25, S26, LS2, LS3, LC2, LC3, LY1 . .	8	-	-	57-58	57-58	2	1734 305
2-08-64	SHIM, Support Bracket, Thin, S27, LS1, LC1.	6-8	57-58	57-58	57-58	58	★	1731 454
	Thick, S27, LS1, LC1 . . . . .	6-8	57-58	57-58	57-58	58	★	1671 430
	Thin, S25, S26, LS2, LS3, LC2, LC3, LY1 . .	8	-	-	57-58	57-58	★	1731 455
	Thick, S25, S26, LS2, LS3, LC2, LC3, LY1 . .	8	-	-	57-58	57-58	★	1635 985

NOTE 1: P30 Ser. No. 14355940, P31 Ser. No. 16234958, D66 Ser. No. 35230371, D67 Ser. No. 37287405, D70 Ser. No. 38010791, D71 Ser. No. 38536440, D72 Ser. No. 32265877, S27 Ser. No. 58023188.

NOTE 2: LPI Ser. No. LPI-5291, LP2 Ser. No. LP2-15826, LC1 Ser. No. LC1-4379.

★ Indicates use as required.

Numerals in parentheses ( ) refer to notes.

Printed in U.S.A.

☐ Indicates parts not listed in any previous parts book.

Prices and specifications subject to change without notice.

May 21, 1959 Supersedes Nov. 10, 1958.

\* Indicates change or addition.



CODE	PART NAME AND DESCRIPTION	NO. OF CYL.	PLYMOUTH	DODGE	DESOTO	CHRYSLER AND IMPERIAL	PER CAR	PART NUMBER
2-08-65	SCREW, Support Bracket, Upper, LS1, LC1 . . . . .	6-8	57-58	-	58	58	4	1734 357
	S27 . . . . .	6-8	57	57	57	-	4	1731 449
	S25, S26, UP TO . . . . .	6-8	-	57	57 (1)	57 (1)	★	1731 450
	S25, S26, LS2, LS3, LC3, LY1, AFTER . . . . .	8	-	-	57-58 (1)	57-58 (1)	8	1734 357
	Lower, LS1, LC1 . . . . .	6-8	58	58	58	58	4	1735 463
		8	-	58	-	-	4	1734 357
2-08-67	STUD, Support Bracket, Upper, LS1 . . . . .	6-8	-	58	58	-	4	1731 354
2-08-68	NUT, Upper Ball Joint Stud, S27, LS1, LC1 . . . . .	6-8	-	57-58	57-58	58	2	*1731 400
		6-8	57-58	-	-	-	2	* 128 025
	S25, S26, LS2, LS3, C75, C76, IM, LC2, LC3, LY1 . . . . .	6-8	-	-	57-58	57-58	2	* 128 027
2-08-75	RETAINER, Ball Joint Outer Seal, S27, LS1, LC1 . . . . .	6-8	57-58	57-58	57-58	58	2	1732 363
	S25, S26, LS2, LS3, LC2, LC3, LY1 . . . . .	8	-	-	57-58	57-58	2	1734 267
<b>2-09-0 FRONT WHEEL UPPER CONTROL ARM PIVOT BAR</b>								
2-09-1	BAR REPAIR PACKAGE, Inner, S21, S24, All, S22, S23, C67, C68, C71, C72, except Est Wgn. Inner, S22, S23, C67, C68, C71, C72, Est. Wgn., C69, C70, C73, All . . . . .	6-8	55-56	55-56	55-56	55-56	2	1603 298
		8	-	-	55-56	55-56	2	1603 299
2-09-2	BAR, S21, S24, All, S22, S23, C67, C68, C71, C72, except Est. Wgn. . . . .	6-8	55-56	55-56	55-56	55-56	2	1615 114
2-09-3	SCREW, Pivot, S22, S23, C67, C68, C71, C72, Est. Wgn., C69, C70, C73, All . . . . .	8	-	-	55-56	55-56	4	1630 193
2-09-7	BUSHING and SEAL PACKAGE, Inner Pivot Bar, C67, C68, C71, C72, S22, S23, except Est. Wgn., S21, S24, All . . . . .	6-8	55-56	55-56	55-56	55-56	2	⊠1879 502
	C67, C68, C71, C72, S22, S23, Est. Wgn., C69, C70, C73, All . . . . .	8	-	-	55-56	55-56	2	⊠1879 503
<b>2-10-0 FRONT WHEEL LOWER CONTROL ARM</b>								
2-10-2	BUSHING and DUST SEAL PACKAGE, Pin, Outer Pivot, S21, S24, All, S22, S23, C67, C68, C71, C72, except Est. Wgn. . . . .	6-8	55-56	55-56	55-56	55-56	2	*1064 677
	S22, S23, C67, C68, C71, C72, Est. Wgn., C69, C70, C73, All . . . . .	8	-	-	55-56	55-56	2	1064 678
2-10-4	PIN and NUT PACKAGE, Outer Pivot, S21, S24, All, S22, S23, C67, C68, C71, C72, except Est. Wgn. . . . .	6-8	55-56	55-56	55-56	55-56	2	*1241 500
	PIN, BUSHING and DUST SEAL PACKAGE, Outer Pivot, S21, S24, All, S22, S23, C67, C68, C71, C72, except Est. Wgn. . . . .	6-8	55-56	55-56	55-56	55-56	2	*1326 087
	PIN, BUSHING and DUST SEAL PACKAGE, Outer Pivot, S22, S23, C67, C68, C71, C72, Est. Wgn., C69, C70, C73, All . . . . .	8	-	-	55-56	55-56	2	*1326 086
2-10-5	BAR REPAIR PACKAGE, Inner Pivot, S21, S24, All, S22, S23, C67, C68, C71, C72, except Est. Wgn. . . . .	6-8	55-56	55-56	55-56	55-56	2	*1603 297
	S22, S23, C67, C68, C71, C72, Est. Wgn., C69, C70, C73, All . . . . .	8	-	-	55-56	55-56	2	1603 296
2-10-6	ARM, w/Spring SEAT, Right . . . . .	6-8	55-56	55-56	-	-	1	1615 108
	Right, S27, LS1, LC1 . . . . .	6-8	57-58	57-58	57-58	58	1	1671 422
	Right, S21, S24, All, S23, C67, C68, C71, C72, except Est. Wgn. . . . .	8	-	-	55-56	55-56	1	1615 110
	Right, S22, S23, C67, C68, C71, C72, Est. Wgn., C69, C70, C73, All . . . . .	8	-	-	55-56	55-56	1	1615 112
	Right, S25, S26, LS2, LS3, LC2, LC3, LY1, UP TO . . . . .	8	-	-	57-58 (3)	57-58 (2)	1	1672 942
	Right, LS2, LS3, LC2, LC3, LY1, AFTER . . . . .	8	-	-	58 (3)	58 (2)	1	*1824 974

NOTE 1: S25 Ser. No. 55364277, S26 Ser. No. 50418310, C75-1 Ser. No. W57-33554, C75-2 Ser. No. L57-21006, IM Ser. No. C57-26830.

NOTE 2: LC2 Ser. No. LC2-0942, LC3 Ser. No. LC3-10176, LY1-11247.

NOTE 3: LS2 Ser. No. 13583, LS3 Ser. No. 11207.

## 1955-58 PASSENGER CAR PARTS LIST

FRONT SUSPENSION

CODE	PART NAME AND DESCRIPTION	NO. OF CYL.	PLYMOUTH	DODGE	DESOTO	CHRYSLER AND IMPERIAL	PER CAR	PART NUMBER
2-10-7	ARM, w/Spring SEAT, Left . . . . .	6-8	55-56	55-56	-	-	1	1615 109
	Left, S27, LS1, LC1 . . . . .	6-8	57-58	57-58	57-58	58	1	1671 423
	Left, S21, S24, All, S22, S23, C67, C68, C71, C72, except Est. Wgn. . . . .	8	-	-	55-56	55-56	1	1615 111
	Left, S22, S23, C67, C68, C71, C72, Est. Wgn., C69, C70, C73, All . . . . .	8	-	-	55-56	55-56	1	1615 113
	Left, S25, S26, LS2, LS3, LC2, LC3, LY1, UP TO . . . . .	8	-	-	57-58 (3)	57-58 (2)	1	*1672 943
	Left, LS2, LS3, LC2, LC3, LY1, AFTER . . . . .	8	-	-	58 (3)	58 (2)	1	*1824 975
	BUMPER . . . . .	6-8	55-56	55-56	-	-	2	*1319 793
		6-8	57	57	57	57	2	1636 033
2-10-10		6-8	58	58	58	58	2	1825 135
	S21, S24, All, S22, S23, C67, C68, C71, C72, except Est. Wgn., C69, C73, All . . . . .	8	-	-	55-56	55-56	2	1611 769
	S22, S23, C67, C69, C71, C72, Est. Wgn., C70, All . . . . .	8	-	-	55-56	55-56	2	1322 966
	RETAINER, Bumper . . . . .	6-8	55-56	55-56	55-56	55-56	2	1319 794
2-10-16	P30, P31, LP1, LP2, LD3, S26, S27, LS1, LS3, C75, C76, LC1, LC3, except Sub., D66, D67, D72, S25, LS2, IM, LC2, LY1, All, LD2 except Cv.Cp., Std. . . . .	6-8	57-58	57-58	57-58	57-58	2	1734 336
	Sub., Std. . . . .	6-8	57-58	57-58	57-58	57-58	2	1734 346
	P30, P31, LP1, LP2, LD3, S26, S27, LS1, LS3, C75, C76, LC1, LC3, except Sub., D66, D67, D72, LD1, LD2, S25, LS2, IM, LC2, LY1, All, Heavy Duty . . . . .	6-8	57-58	57-58	57-58	57-58	2	1734 346
	NUT, Bumper Retainer . . . . .	6-8	58	58	58	58	2	6012 031
2-10-22	BOLT, Bar . . . . .	6-8	55-56	55-56	55-56	55-56	8	856 777
2-10-23	NUT, Bar Bolt . . . . .	6-8	55-56	55-56	55-56	55-56	8	601 014
2-10-24	LOCK, Bar Bolt . . . . .	6-8	55	55	55	55	4	1615 126
2-10-38	BOLT, Strut . . . . .	6-8	57	57	57	57	4	660 378
2-10-55	BALL JOINT PACKAGE, S27, LS1, LC1. . . . .	6-8	57-58	57-58	57-58	58	2	1843 247
	S25, S26, LS2, LS3, LC2, LC3, LY1 . . . . .	8	-	-	57-58	57-58	2	1843 248
2-10-56	SPACER, Ball Joint, LS2, LS3, LC2, LC3, LY1, All, AFTER . . . . .	8	-	-	58 (1)	58 (1)	2	1824 738
	BUSHING and RETAINER PACKAGE, Strut . . . . .	6-8	57-58	57-58	57-58	57-58	2	1879 435
2-10-58	STRUT, Right, S27, LS1, LC1 . . . . .	6-8	57-58	57-58	57-58	58	1	1671 418
	Left, S27, LS1, LC1 . . . . .	6-8	57-58	57-58	57-58	58	1	1671 419
	Right, S25, S26, LS2, LS3, LC2, LC3, LY1 . . . . .	8	-	-	57-58	57-58	1	1672 962
	Left, S25, S26, LS2, LS3, LC2, LC3, LY1 . . . . .	8	-	-	57-58	57-58	1	1672 963
2-10-60	RETAINER, Strut Bushing . . . . .	6-8	57-58	57-58	57-58	57-58	4	1734 341
2-10-01	SHAFT and BUSHING PACKAGE, Support Bracket, S27, LS1, LC1, All . . . . .	6-8	57-58	57-58	57-58	58	2	1881 650
	S25, S26, C75, C76, IM, LS2, LS3, LC2, LC3, LY1, All . . . . .	8	-	-	57-58	57-58	2	1881 647
	SEAL, Ball Joint, S27, LS1, LC1, . . . . .	6-8	57-58	57-58	57-58	58	2	*1825 009
2-10-66	S25, S26, LS2, LS3, LC2, LC3, LY1 . . . . .	8	-	-	57-58	57-58	2	1731 266
	WASHER, Ball Joint Stud Nut, S27, LS1, LC1 S25, S26, LS2, LS3, LC2, LC3, LY1 . . . . .	6-8	57-58	57-58	57-58	58	2	1672 960
2-10-68		8	-	-	57-58	57-58	2	1672 961
	NUT, Ball Joint Stud, S25, S26, LS2, LS3, LC2, LC3, LY1 . . . . .	8	-	-	57-58	57-58	2	1671 405
2-10-72	LC1, LS1 . . . . .	6-8	57-58	57-58	58	58	2	* 128 027
	SPACER, Bumper . . . . .	6-8	57-58	57-58	57-58	57-58	2	1734 347
2-10-78	LOCK, Shaft Bushing, S27 . . . . .	6-8	57	57	57	-	2	1636 016
	S25, S26 . . . . .	8	-	-	57	57	2	1636 009

NOTE 1: LS2 Ser. No. LS2-13583 Det. Blt., LS2L-1982 L.A. Blt., LS3 Ser. No. LS3-11207 Det. Blt., LS3L-2055 L.A. Blt., LC2 Ser. No. LC2-9492, LC3 Ser. No. LC3-10176, LY1 Ser. No. LY1-11247.

NOTE 2: LC2 Ser. No. LC2-9924, LC3 Ser. No. LC3-10423, LY1-11746.

NOTE 3: LS2 Ser. No. 13583, LS3 Ser. No. 11207.

\* Indicates use as required.

Numerals in parentheses ( ) refer to notes.

Printed in U.S.A.

⊠ Indicates parts not listed in any previous parts book.

Prices and specifications subject to change without notice.

May 21, 1959 Supersedes Nov. 10, 1958.

Page 2-10

\* Indicates change or addition.

CODE	PART NAME AND DESCRIPTION	NO. OF CYL.	PLYMOUTH	DODGE	DESOTO	CHRYSLER AND IMPERIAL	PER CAR	PART NUMBER
------	---------------------------	-------------	----------	-------	--------	-----------------------	---------	-------------

**2-14-0 FRONT SUSPENSION TORSION PARTS**

NOTE: The anchor end of Torsion Bars or Springs used on 1957-58 vehicles are stamped with the last 3 digits of the part number. All Torsion Bars or Springs for 1957-58 vehicles begin with the same 4 digits; that is, 1635. Consequently, if the stamped number is 948, the part number is 1635 948. In this case, the Torsion Bar or Spring will be applicable to the right side of the car since the last digit in the part number is an even number. Left side application is indicated by an odd digit.

2-14-3	BAR or SPRING, Torsion, Front Right, Std., except Sub. . . . .	6	57	-	-	-	1	*1635 950
	Left, Std., except Sub. . . . .	6	57	-	-	-	1	*1635 951
	Right, Std., Sub. . . . .	6	57	-	-	-	1	1635 946
	Left, Std., Sub. . . . .	6	57	-	-	-	1	1635 947
	Right, Heavy Duty, except Sub. . . . .	6	57	-	-	-	1	1635 952
	Left, Heavy Duty, except Sub. . . . .	6	57	-	-	-	1	1635 953
	Right, Sub., Heavy Duty, UP TO . . . . .	6	57 (1)	-	-	-	1	1635 952
	Right, P30, P31, LP1, Sub., Heavy Duty, AFTER . . . . .	6-8	57-58 (1)	-	-	-	1	1635 956
	Left, Sub., Heavy Duty, UP TO . . . . .	6	57 (1)	-	-	-	1	1635 953
	Left, P30, P31, LP1, Sub., Heavy Duty, AFTER . . . . .	6-8	57-58 (1)	-	-	-	1	1635 957
	Right, Std. . . . .	8	57	-	-	-	1	1635 952
	Left, Std. . . . .	8	57	-	-	-	1	1635 953
	Right, Heavy Duty, P30, D67-2, D70, D71, LC1, All, LP1 except Sub., LD3, S27, LS1, Sub. . . . .	6-8	57-58	57-58	57-58	58	1	1635 952
	Left, Heavy Duty, P30, D67-2, D70, D71, LC1, All, LP1 except Sub., LD3, S27, LS1, Sub. . . . .	6-8	57-58	57-58	57-58	58	1	1635 953
	Right, Heavy Duty, P31, LP2, D66, D67-1, D72, LD1, LD2, All, S27, LS1, LD3, except Sub. . . . .	6-8	57-58	57-58	57-58	-	1	1635 956
	Left, Heavy Duty, P31, LP2, D66, D67-1, D72, LD1, LD2, All, S27, LS1, LD3, except Sub. . . . .	6-8	57-58	57-58	57-58	-	1	1635 957
	Right, Std., LP2, D66, D67-1, D72, LD1, LD2, All, LD3, S27, LS1, except Sub. . . . .	6-8	58	57-58	57-58	-	1	1635 952
	Left, Std., LP2, D66, D67-1, D72, LD1, LD2, All, LD3, S27, LS1, except Sub. . . . .	6-8	58	57-58	57-58	-	1	1635 953
	Right, Std., LP1, LD3, LS1, S27, Sub., D67-2, D70, D71, LC1, All . . . . .	6-8	58	57-58	57-58	58	1	1635 950
	Left, Std., LP1, LD3, LS1, S27, Sub., D67-2, D70, D71, LC1, All . . . . .	6-8	58	57-58	57-58	58	1	1635 951
	Right, Heavy Duty, S27, Sub., D67-2, D70, D71, All . . . . .	8	-	57	57	-	1	1635 952
	Left, Heavy Duty, S27, Sub., D67-2, D70, D71, All . . . . .	8	-	57	57	-	1	1635 953
	Right, Std., S25, S26, LS2, LS3, All, C75, C76, LC3, except Sub. . . . .	8	-	-	57-58	57-58	1	1635 960
	Left, Std., S25, S26, LS2, LS3, All, C75, C76, LC3, except Sub. . . . .	8	-	-	57-58	57-58	1	1635 961
	Right, Heavy Duty, S25, S26, LS2, LS3, C75, C76, LC2, LC3, LC3-300 . . . . .	8	-	-	57-58	57-58	1	1635 964
	Left, Heavy Duty, S25, S26, LS2, LS3, C75, C76, LC2, LC3, LC3-300 . . . . .	8	-	-	57-58	57-58	1	1635 965
	Right, Std., C75, C76, LC3, Sub., IM, LY1, All . . . . .	8	-	-	-	57-58	1	1635 962
	Left, Std., C75, C76, LC3, Sub., IM, LY1, All . . . . .	8	-	-	-	57-58	1	1635 963
	Right, Heavy Duty, IM, LY1 . . . . .	8	-	-	-	57-58	1	1635 966
	Left, Heavy Duty, IM, LY1 . . . . .	8	-	-	-	57-58	1	1635 967
2-14-5	CUSHION, Bar Spring . . . . .	6-8	57	57	57	57	2	1670 329

NOTE 1: P30 Ser. No. 14357344

★ Indicates use as required.

Numerals in parentheses ( ) refer to notes.

Printed in U.S.A.

☐ Indicates parts not listed in any previous parts book.

Prices and specifications subject to change without notice.

\* Indicates change or addition.

Page 2-11

May 21, 1959 Supersedes Nov. 10, 1958.

# 1955-58 PASSENGER CAR PARTS LIST

FRONT SUSPENSION

CODE	PART NAME AND DESCRIPTION	NO. OF CYL.	PLYMOUTH	DODGE	DESOTO	CHRYSLER AND IMPERIAL	PER CAR	PART NUMBER
2-14-8	ANCHOR PACKAGE, Torsion Bar or Spring, Rear End, Right, P30, D70, D71, D72, S27, LP1, LD1, LC1, All, P31, D66, D67, LP2, LD2, LD3, LS1, except Cv. Cp. . . . .	6-8	57-58	57-58	57-58	58	1	E2084 012
	Left, P30, D70, D71, D72, S27, LP1, LD1, LC1, All, P31, D66, D67, LP2, LD2, LD3, LS1, except Cv. Cp. . . . .	6-8	57-58	57-58	57-58	58	1	E2084 011
	P31, D66, D67, LP2, LD2, LD3, LS1, Cv. Cp. Right, S25, S26, C76, LS2, LS3, LC3, except Cv. Cp., C75, C76-300, LC2, All, IM, LY1, except Sp. 4 D. Sed. and Cv. Cp. . . . .	8	-	-	57-58	57-58	1	E2084 015
	Left, S25, S26, C76, LS2, LS3, LC3, except Cv. Cp., C75, C76-300, LC2, All, IM, LY1, except Sp. 4 D. Sed. and Cv. Cp. . . . .	8	-	-	57-58	57-58	1	E2084 014
	S25, S26, C76, LS2, LS3, LC3, Cv. Cp., IM, LY1, Sp. 4 D. Sed. and Cv. Cp. . . . .	8	-	-	57-58	57-58	2	E2084 016
	ANCHOR, Bar Spring, Rear End, Right, P30, D70, D71, D72, S27, All, P31, D66, D67, except Cv. Cp. . . . .	6-8	57	57	57	-	1	*1734 338
Cv. Cp. . . . .	8	57-58	57-58	-	-	2	1674 440	
2-14-9	Right, S25, S26, C76, except Cv. Cp., C75, C76-300, All, IM except Sp. 4 D. and Cv. Cp., UP TO . . . . .	8	-	-	57 (1)	57 (1)	1	1731 398
	Left, S25, S26, C76, except Cv. Cp., C75, C76-300, All, IM except Sp. 4 D. and Cv. Cp., UP TO . . . . .	8	-	-	57 (1)	57 (1)	1	1731 399
	S25, S26, C76, Cv. Cp., IM Sp. 4 D. and Cv. Cp., UP TO . . . . .	8	-	-	57 (2)	57 (2)	2	1674 447
	BOLT, Bar Spring Rear End Anchor Adjusting, S27, LS1, LC1 . . . . .	6-8	57-58	57-58	57-58	58	2	1674 444
S25, S26, LS2, LS3, LC2, LC3, LY1 . . . . .	8	-	-	57-58	57-58	2	1674 451	
2-14-11	SWIVEL, Bar Spring Rear End Anchor Adjusting Bolt, S27, LS1, LC1 . . . . .	6-8	57-58	57-58	57-58	58	2	1674 446
	S25, S26, LS2, LS3, LC2, LC3, LY1 . . . . .	8	-	-	57-58	57-58	2	1674 453
2-14-12	SEAT, Bar Spring Rear End Anchor Adjusting Bolt, S27, LS1, LC1 . . . . .	6-8	57-58	57-58	57-58	58	2	1674 445
	S25, S26, LS2, LS3, LC2, LC3, LY1 . . . . .	8	-	-	57-58	57-58	2	1674 452
2-14-15	LOCK, Bar Spring Rear End Anchor, S27, LS1, LC1 . . . . .	6-8	57-58	57-58	57-58	58	2	1671 446
	S25, S26, LS2, LS3, LC2, LC3, LY1 . . . . .	8	-	-	57-58	57-58	2	1639 171

## 2-15-0 FRONT SUSPENSION REPAIR PACKAGES

2-15-4	BUSHING PACKAGE, Upper and Lower, S27, LS1, LC1, All . . . . .	6-8	57-58	57-58	57-58	58	2	1881 651
	S25, S26, C75, C76, IM, LS2, LS3, LC2, LC3, LY1, All . . . . .	8	-	-	57-58	57-58	2	1881 648

NOTE 1: S25 Ser. No. 55362117, S26 Ser. No. 50416499, C75-1 Right Ser. No. W57-16524, C75-1 Left Ser. No. W57-16306, C75-2 Right Ser. No. L57-8917, C75-2 Left Ser. No. L57-8815, C76 Ser. No. N57-9272, C76-300 Ser. No. 3N57-1312, IM Ser. No. C57-9786.

NOTE 2: S25 Ser. No. 55364144, S23 Ser. No. 50418183, C76 Ser. No. N57-9206, IM Ser. No. C57-9750.

### NOTES