

FRAME ADAPTATION CHART

Note: For additional parts required to complete installation see group 13 in parts list.

Basic Frame Part Number	Vehicle	No. Cyl.	Transmission								For Instruction on Reworking Frames see Operations on Following Pages	
				4 Door Sedan	Spec. 4 Door Sedan	Club Sedan	Spec. Club Coupe	Convertible Coupe	3 Passenger Coupe	2 Door Suburban		4 Door Suburban
1670 936	1955-56 PLYMOUTH (P26-28) (LHD)	6	STANDARD	x	x	x	x		x			OPERATIONS 1, 3 OPERATIONS 1, 3, 5, 6, 7, 8 NONE OPERATIONS 5, 6, 7, 8
		6	POWERFLITE POWERFLITE	x	x	x	x		x		x	
1635 037	1955-56 DODGE (D56-62) (LHD)	6	STANDARD	x		x						OPERATIONS 1, 3 OPERATIONS 1, 3, 5, 6, 7, 8 NONE OPERATIONS 5, 6, 7, 8
		6	POWERFLITE POWERFLITE	x		x					x	
1636 855	1955-56 PLYMOUTH (P26-28) (RHD)	6	STANDARD	x					x			OPERATIONS 1, 3 OPERATIONS 1, 3, 5, 6, 7, 8 OPERATIONS 1, 2 OPERATIONS 1, 2, 5, 6, 7, 8 NONE OPERATIONS 5, 6, 7, 8 OPERATIONS 1, 2 OPERATIONS 1, 2, 5, 6, 7, 8 NONE OPERATIONS 5, 6, 7, 8
	1955 PLYMOUTH (P26) (RHD)	6	POWERFLITE POWERFLITE	x					x		x	
	1956 PLYMOUTH (P28), DODGE (D62) (RHD)	6	POWERFLITE POWERFLITE	x					x		x	
	1955 PLYMOUTH (P27) (RHD)	8	POWERFLITE POWERFLITE	x						x	x	
	1956 PLYMOUTH (P29) (RHD)	8	POWERFLITE POWERFLITE	x						x	x	
1818 835	1955-56 PLYMOUTH (P27-29) (LHD)	8	STANDARD	x	x	x	x		x			OPERATIONS 1, 3 OPERATIONS 1, 4, 9, 10, 11 OPERATIONS 1, 3, 5, 6, 7, 8 OPERATIONS 1, 2 OPERATIONS 1, 4, 9, 10, 11 OPERATIONS 1, 2, 5, 6, 7, 8 NONE OPERATIONS 1, 4, 9, 10, 11 OPERATIONS 5, 6, 7, 8
	1955 PLYMOUTH (P27) (LHD)	8	POWERFLITE POWERFLITE POWERFLITE	x		x	x		x		x	
	1956 PLYMOUTH (P29) (LHD)	8	POWERFLITE POWERFLITE POWERFLITE	x	x	x	x		x		x	
* * * 1636 854	1955 DODGE (D55) (RHD)	8	POWERFLITE	x			x					OPERATIONS 1, 2 NONE OPERATIONS 1, 3 OPERATIONS 1, 4, 9, 10, 11 OPERATIONS 1, 3, 5, 6, 7, 8 OPERATIONS 1, 2 OPERATIONS 1, 4, 9, 10, 11 OPERATIONS 1, 2, 5, 6, 7, 8 NONE OPERATIONS 1, 4, 9, 10, 11 OPERATIONS 5, 6, 7, 8
	1956 DODGE (D63) (RHD)	8	POWERFLITE	x								
	1955-56 DODGE (D55-63) (LHD)	8	STANDARD	x	x	x	x					
	1955 DODGE (D55) (LHD)	8	POWERFLITE POWERFLITE POWERFLITE	x		x	x		x		x	
	1956 DODGE (D63) (LHD)	8	POWERFLITE POWERFLITE POWERFLITE	x	x	x	x		x		x	
1635 038	1955 DESOTO (S21-22), CHRYSLER (C67-68) (LHD)	8	STANDARD	x			x					NONE OPERATIONS 1, 2
		8	POWERFLITE	x			x					
1636 857	1956 DESOTO (S23-24), CHRYSLER (C71-72) (LHD)	8	STANDARD	x	x		x					NONE OPERATIONS 1, 12
		8	POWERFLITE	x	x		x					

* Dual Exhaust jobs also require a front and a rear Gearshift Control Rod and a Bellcrank Bracket.

INSTRUCTIONS FOR FRAME REVISIONS

Refer to the chart on first page to determine basic frame to be used and operations necessary to alter it for adaptation to the desired vehicle. Then perform only the operations listed below as indicated in the chart. It is recommended that an electric welder be used for all cutting and welding - DO NOT USE ACETYLENE. Figure 1 shows the basic frame as it would be received from the Parts Division.




Figure 1

OPERATION NO. 1: Remove the bolted in removable engine rear support crossmember assembly by removing the four bolts, lockwashers and nuts which hold it in place (Fig. 2).

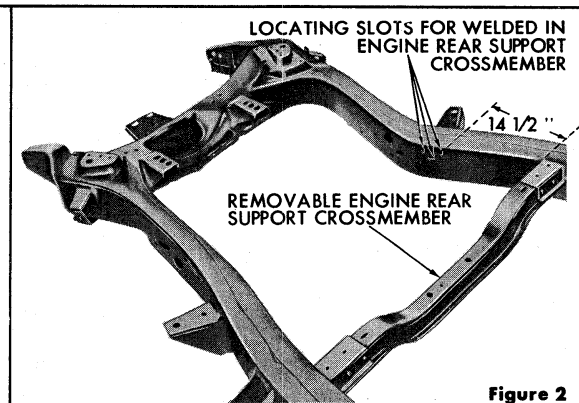


Figure 2

OPERATION NO. 2: Position the proper bolted in removable engine rear support crossmember assembly into the frame brackets from which the other crossmember was just removed, and secure in position. **CAUTION:** Be sure crossmember is installed properly to accommodate rear engine mounts.

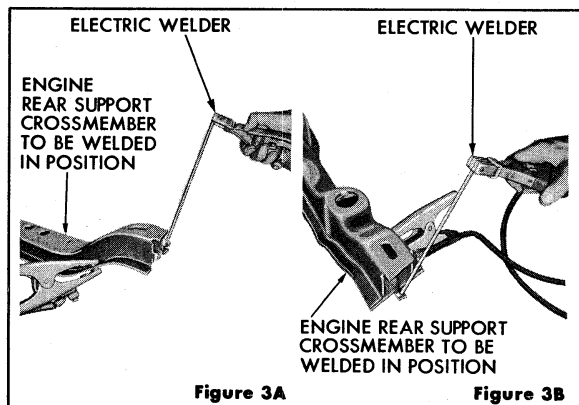


Figure 3A

Figure 3B

OPERATION NO. 3: Position the engine rear support crossmember assembly in the locating slots which are located approximately 14 1/2 inches forward from the brackets which held the removable crossmember (Fig. 2). **NOTE:** It may be necessary to cut off about 1/2 inch of the tabs on one end of the crossmember in order to drive the crossmember into position. (Figs. 3A and 3B). Make sure it is properly positioned flush with frame sub side rails and overlap joints are in contact with the top prior to welding. Using an electric welder, weld crossmember in position (Fig. 4).




Figure 4

OPERATION NO. 4: Using an electric welder for cutting, remove the brackets which held the removable engine rear support crossmember in place. **CAUTION:** Do not cut any closer than 1/2 inch to frame sub side rails (Fig. 5).




Figure 5

OPERATION NO. 5: Using an electric welder for cutting, remove the welded in rear shock absorber crossmember from frame assembly (Fig. 6). **CAUTION:** Do not cut any closer than 1/2 inch to frame sub side rails.

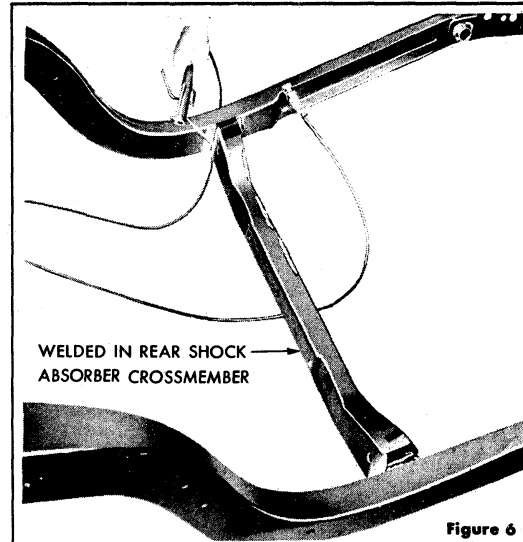


Figure 6

OPERATION NO. 6: Position rear shock absorber crossmember in locating slots which are located approximately 1 inch behind the rear shock absorber crossmember just removed. **NOTE:** It will be necessary to use a pry bar and spread the frame slightly to permit the locating tabs to engage locating slots in frame (Fig. 7).

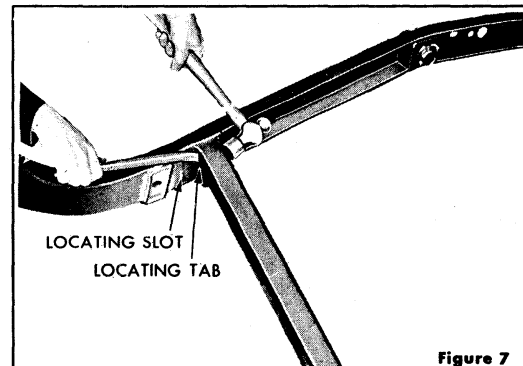


Figure 7

OPERATION NO. 7: Using an electric welder, weld rear shock absorber crossmember to the frame sub side rails (Fig. 8). **CAUTION:** Make sure crossmember is flush with frame sub side rails and the overlap joints are contacting on both top and bottom prior to welding.

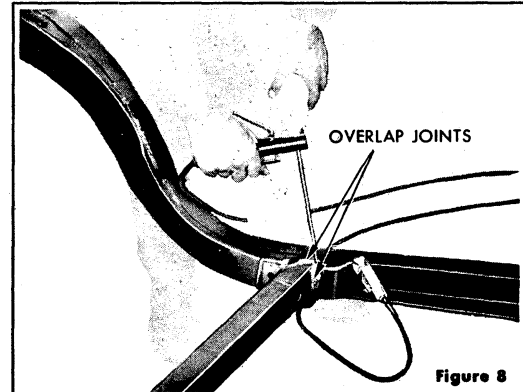


Figure 8

OPERATION NO. 8: Locate frame rear tail pipe bracket on frame side rail 9 7/8 inches for Plymouth or 10 13/16 inches for Dodge from extreme rear end of rear crossmember to forward edge of bracket (Fig. 9), and electric weld to frame.

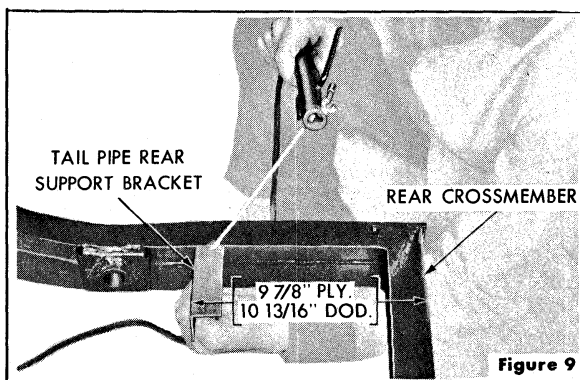


Figure 9

OPERATION NO. 9: With frame assembly in an inverted position, place the "I" beam frame "X" member assembly in frame. Locate "X" member to frame by inserting two locating pins through holes provided in rear of "X" member and into frame sub side member (Fig. 10). Using an electric welder, weld the overlap joints of the "X" member to the frame assembly. **CAUTION:** Since there are no locating pins used on front of "X" member, make sure front of "X" member is flush with frame sub side member prior to welding front overlap joints. Do not weld "X" member vertically at this time.

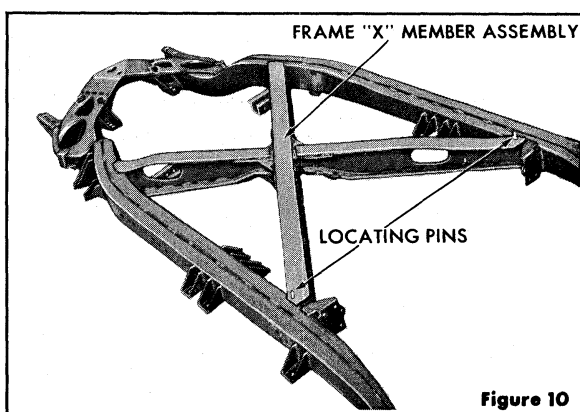


Figure 10

OPERATION NO. 10: Turn frame back to the upright position and locate the four "X" member to frame attaching plates so they form an overlap joint from "X" member to frame sub side rails (Fig. 11) and electric weld. Also complete the operation by welding "X" member to frame sub side rails vertically.

OPERATION NO. 11: Position the two additional body mounting brackets (Fig. 11) in locating slots in frame side rails and electric weld. Also position the engine rear support crossmember to "X" member (Fig. 11) and secure with the four bolts, lockwashers and nuts provided.

OPERATION NO. 12: Reinstall the same engine rear support crossmember assembly in brackets provided approximately 10 inches to the rear of the brackets where said crossmember was removed. **CAUTION:** Be sure crossmember is installed properly to accommodate rear engine mounts. Also, it may be necessary for clearance purposes to cut off the unused crossmember support brackets. If so, See Operation No. 5.

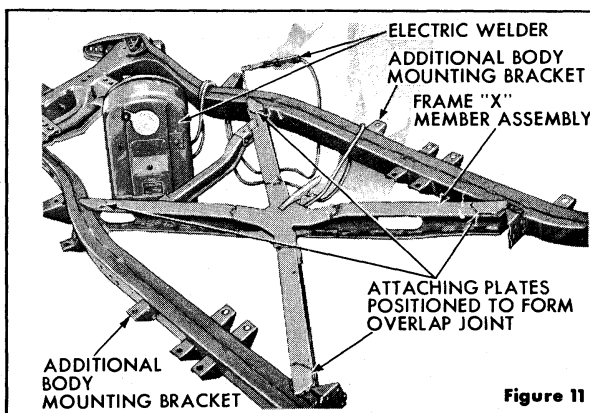


Figure 11

FRAME INSTALLATION INSTRUCTIONS

When preparing the frame for installation in a 1957 or 1958 vehicle, perform the operations as indicated in the chart below:

Frame Part Number	When Installing in a 1957 "K" Model	When Installing in a 1958 "L Up To" Model	When Installing in a 1958 "L After" Model
1820 942	Use 1675 795 Frame	Use as is	Use as is
1820 943	Use 1675 807 Frame	Use as is	Use as is
1829 749	Operation 1 & 3	Operation 1 & 4	Operation 2 & 4
1829 750	Operation 1 & 3	Operation 1 & 4	Operation 2 & 4
1829 751	Operation 1 & 3	Operation 1 & 4	Operation 2 & 4
1829 948	Operation 1	Operation 1	Operation 2
1829 949	Operation 1	Operation 1	Operation 2
1829 950	Operation 1 & 3	Operation 1 & 4	Operation 2 & 4
1829 951	-	Operation 1	Operation 2
1829 952	Operation 1 & 5	Operation 1 & 6	Operation 2 & 6
1829 953	-	Operation 1	Operation 2
1829 954	Operation 1 & 5	Operation 1 & 6	Operation 2 & 6
1829 955	-	Operation 1	Operation 2
1829 956	Operation 1 & 5	Operation 1 & 6	Operation 2 & 6
1829 957	-	Operation 1	Operation 2
1829 958	-	Operation 1	Operation 2
1829 959	-	Operation 1	Operation 2
1829 963	Operation 1	Operation 1	Operation 2

NOTE: It is recommended that an electric welder be used for all welding -- DO NOT USE ACETYLENE

- Operation #1 Weld #3 body hold down bracket, Part Number 1730 660, to the frame 42.19 inches from #2 body hold down bracket on both right and left sides of the frame. Measure as indicated in Fig. 1. Weld all around both sides of the bracket.
- Operation #2 Weld #3 body hold down bracket, Part Number 1829 945, to the frame 42.19 inches from #2 body hold down bracket on both right and left sides of the frame. Measure as indicated in Fig. 1. Weld all around both sides of the bracket.
- Operation #3 Weld Right Rear Spring Rear Hanger Bracket, Part Number 1734 478, to the right side of the frame and Left Rear Spring Rear Hanger Bracket, Part Number 1734 479, to the left side of the frame 54.47 inches from the Rear Spring Front Hanger Bracket. Measure as indicated in Fig. 2. Make a full weld all around both sides of the bracket.
- Operation #4 Weld Right Rear Spring Rear Hanger Bracket, Part Number 1829 758, to the right side of the frame and Left Rear Spring Rear Hanger Bracket, Part Number 1829 759, to the left side of the frame 55.90 inches from the Rear Spring Front Hanger Bracket. Measure as indicated in Fig. 2. Make a full weld all around both sides of the bracket.
- Operation #5 Weld Right Rear Spring Rear Hanger Bracket, Part Number 1734 482, to the right side of the frame and Left Rear Spring Rear Hanger Bracket, Part Number 1734 483, to the left side of the frame 57.39 inches from the Rear Spring Front Hanger Bracket. Measure as indicated in Fig. 2. Make a full weld all around on both sides of the bracket. In addition, make a gusset 1.38" long, .76" wide, and .187" thick from locally available material and weld in place as shown in Fig. 3.
- Operation #6 Weld Right Rear Spring Rear Hanger Bracket, Part Number 1829 768, to the right side of the frame and Left Rear Spring Rear Hanger Bracket, Part Number 1829 769, to the left side of the frame 58.77 inches from the Rear Spring Front Hanger Bracket. Measure as indicated in Fig. 2. Make a full weld on both sides of the bracket.

Fig. 1 Measure from the center line of the hole in the #2 Body Hold Down Bracket to the center line of the hole in #3 Body Hold Down Bracket and parallel to the center line of the frame.

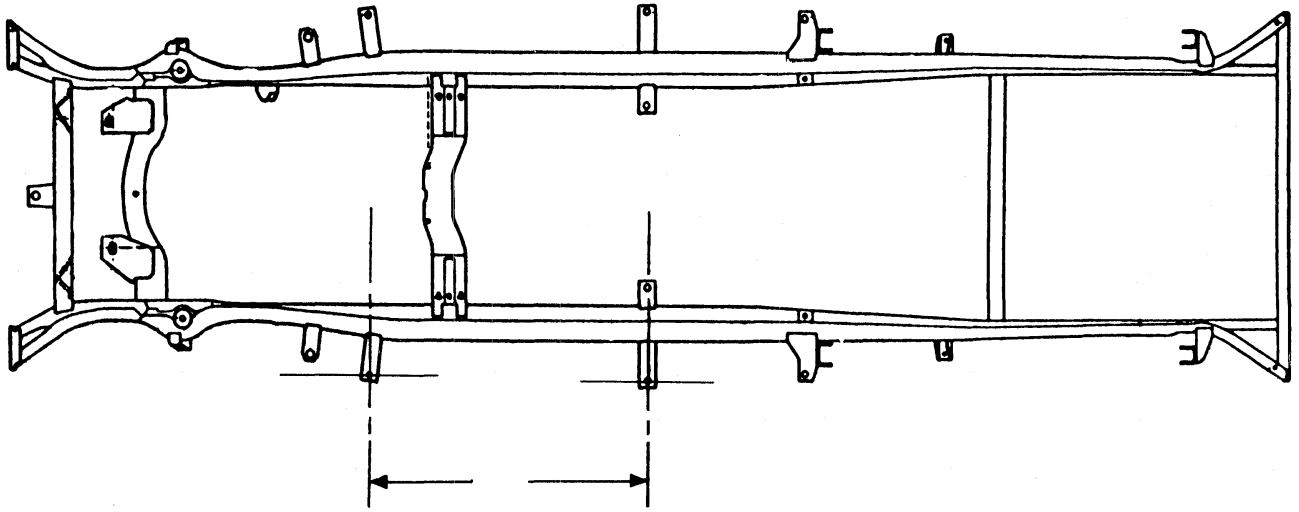


Fig. 2 Measure from the center line of the hole in the Front Spring Hanger Bracket to the center line of the hole in the Rear Spring Hanger Bracket.

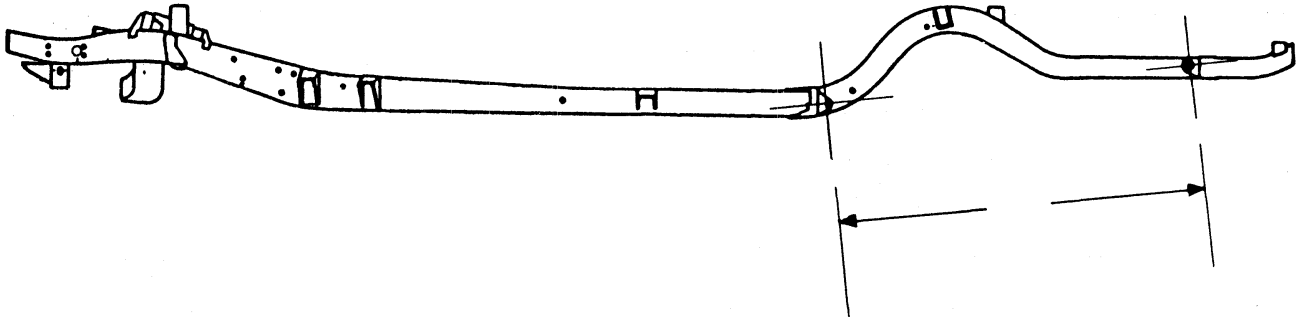
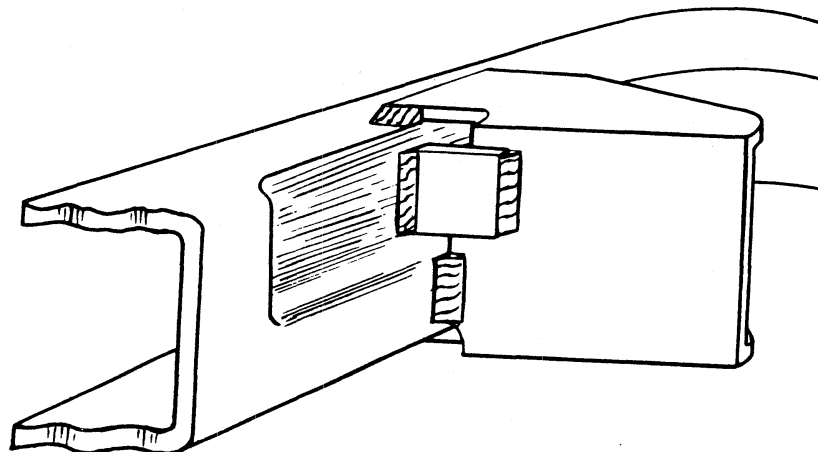


Fig. 3 Weld the gusset to the frame and bracket with two welds as shown above. In addition, another weld should be made between the gusset and the bracket on the opposite side of the gusset. This weld does not appear on the drawing.



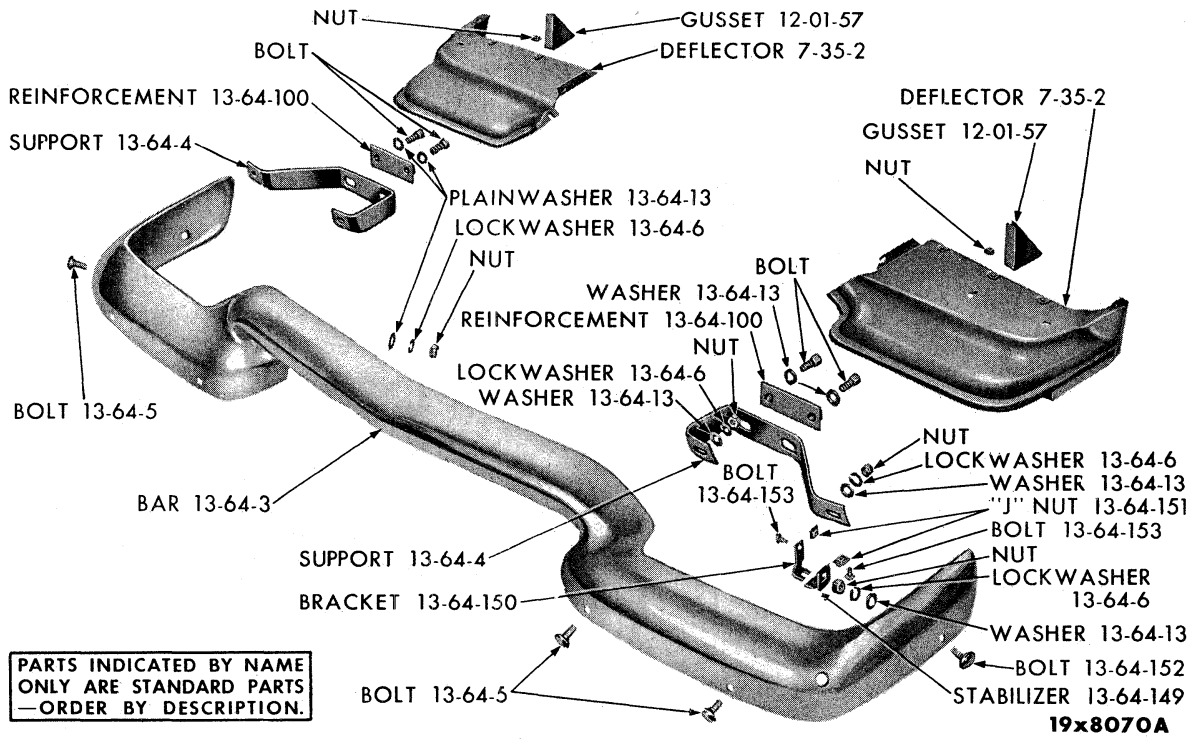


Plate 13-1

FRONT BUMPER - PLYMOUTH P30-31, LP1-2

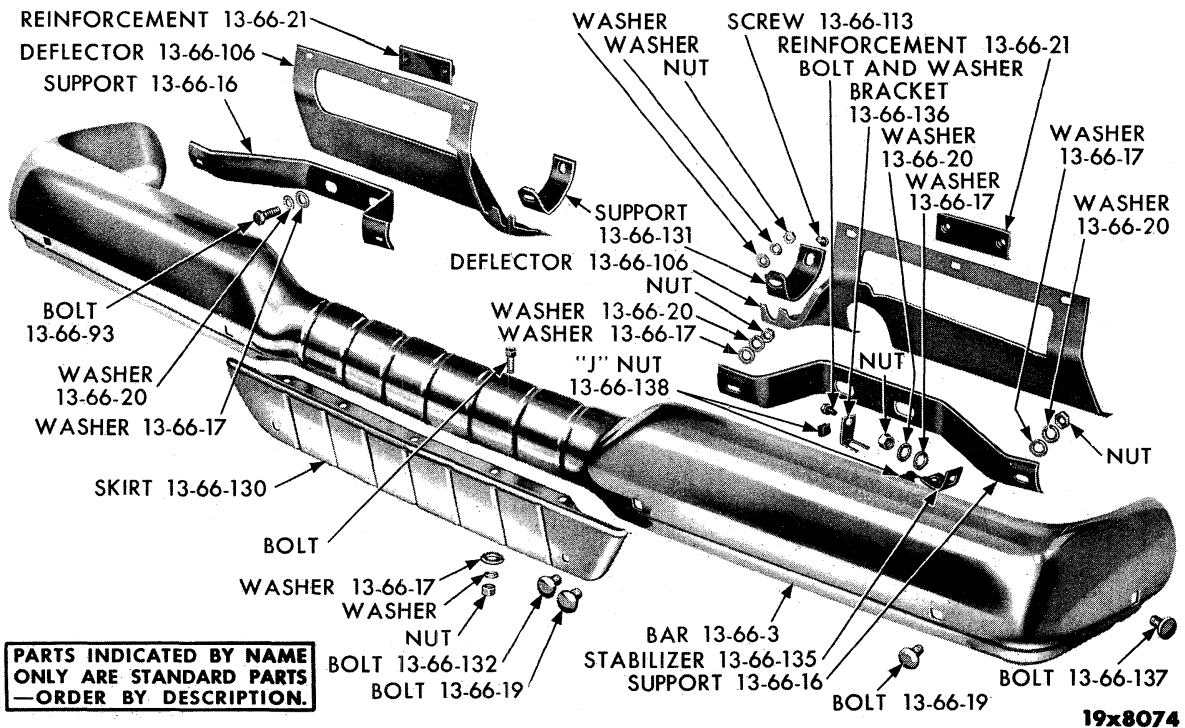


Plate 13-2

REAR BUMPER - PLYMOUTH P30-31

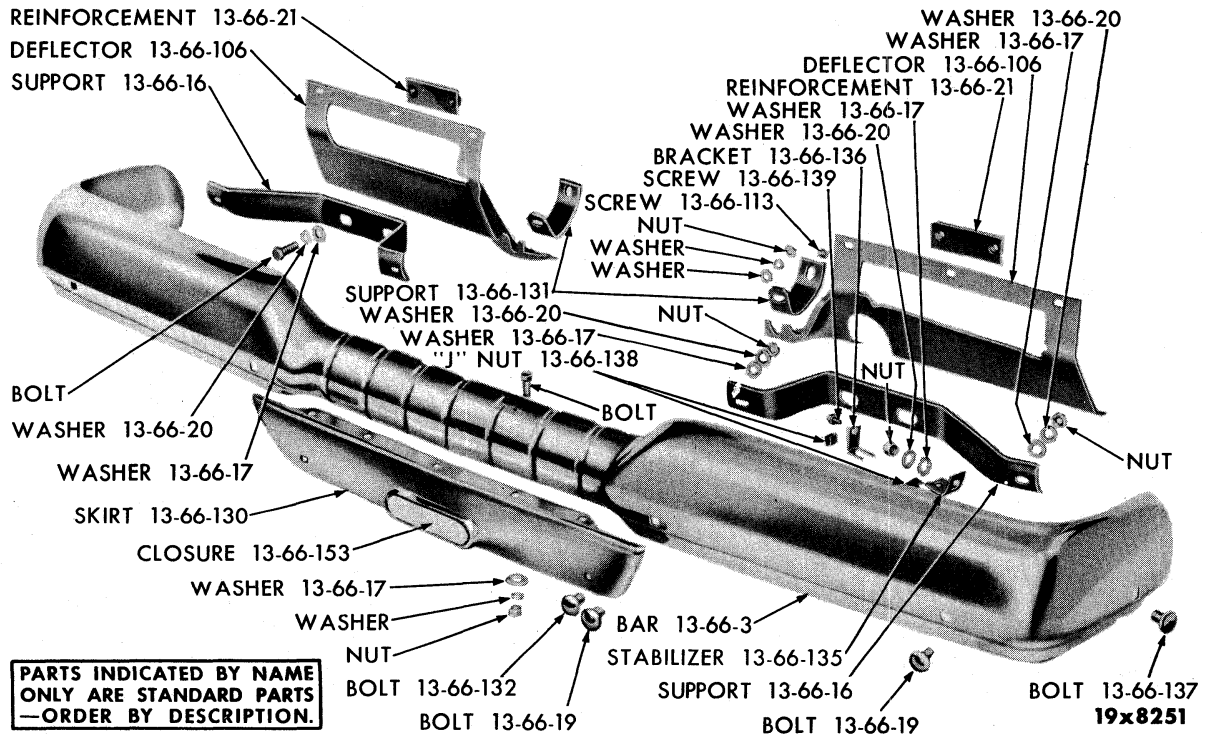


Plate 13-3

REAR BUMPER - PLYMOUTH LP1-2

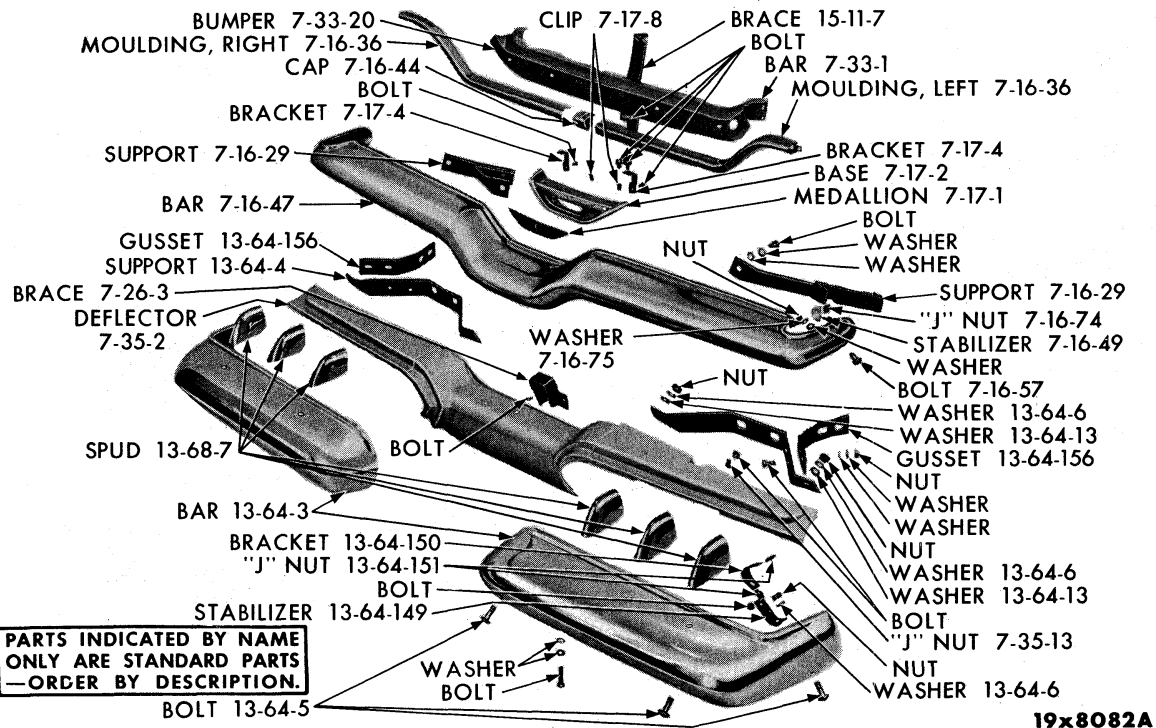
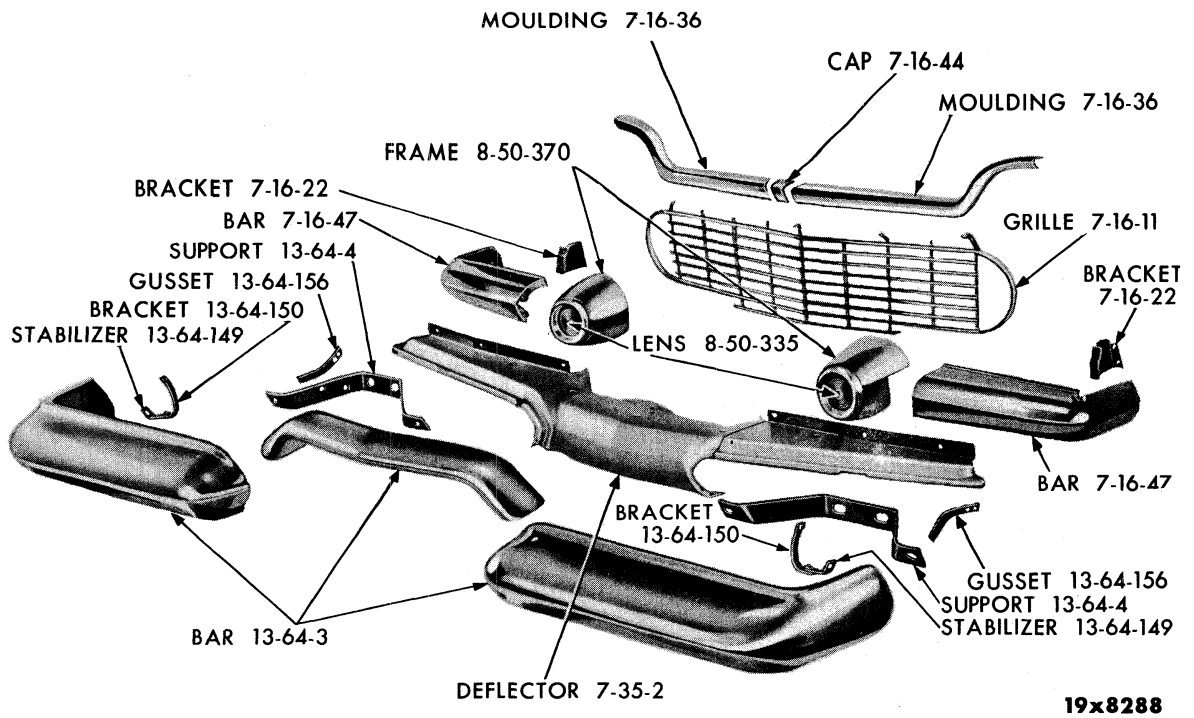


Plate 13-4

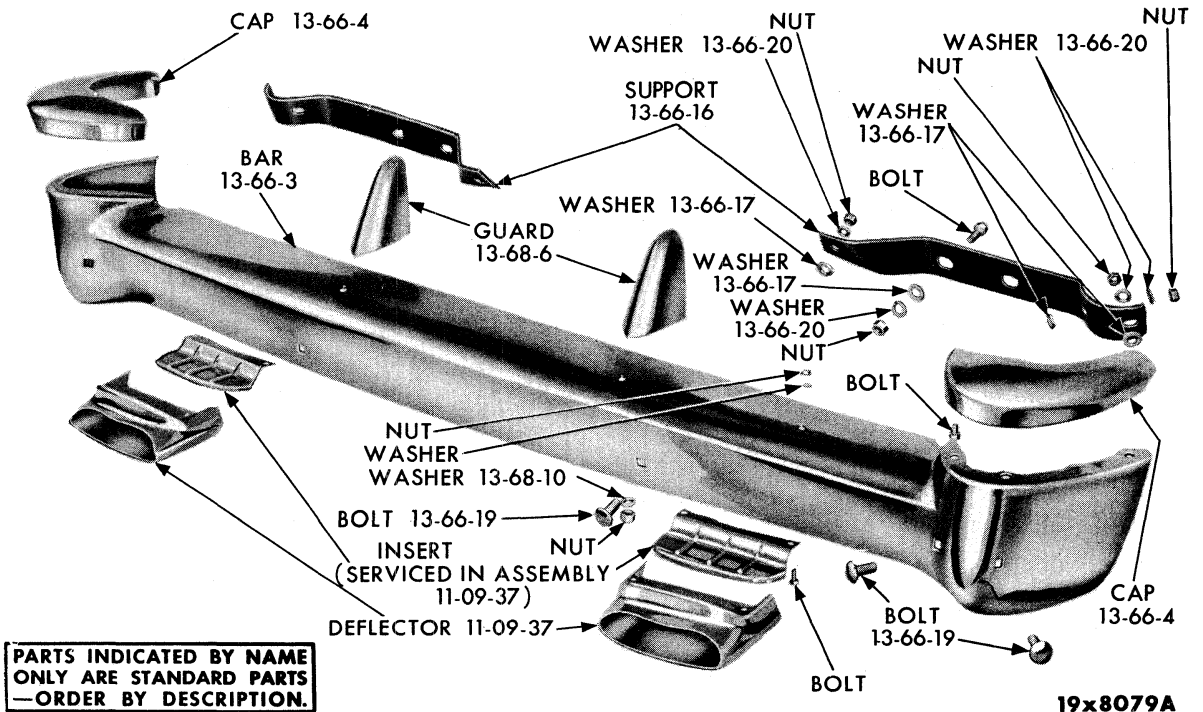
FRONT BUMPER AND GRILLE - DODGE D66-67-70-71-72



19x8288

Plate 13-5

FRONT BUMPER AND GRILLE - DODGE LD1-2-3



PARTS INDICATED BY NAME ONLY ARE STANDARD PARTS -ORDER BY DESCRIPTION.

19x8079A

Plate 13-6

REAR BUMPER - DODGE D66-67-72, LD1-2-3

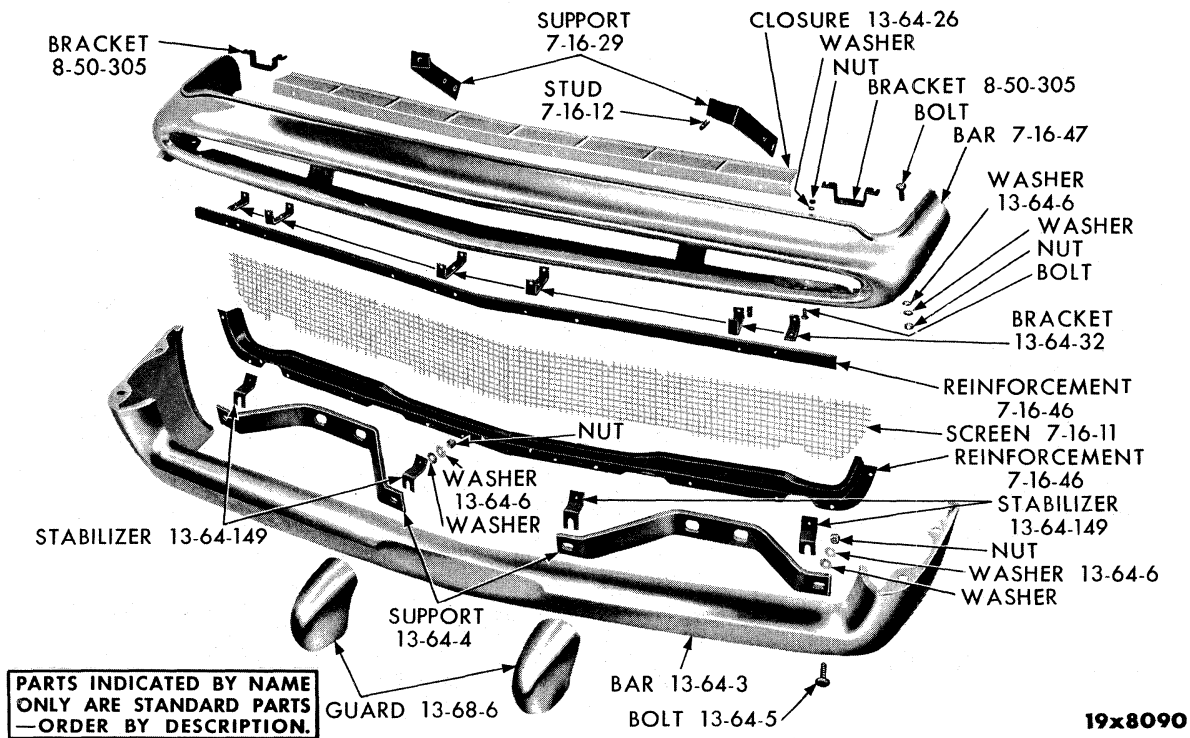


Plate 13-7

FRONT BUMPER AND GRILLE - DESOTO S25-26

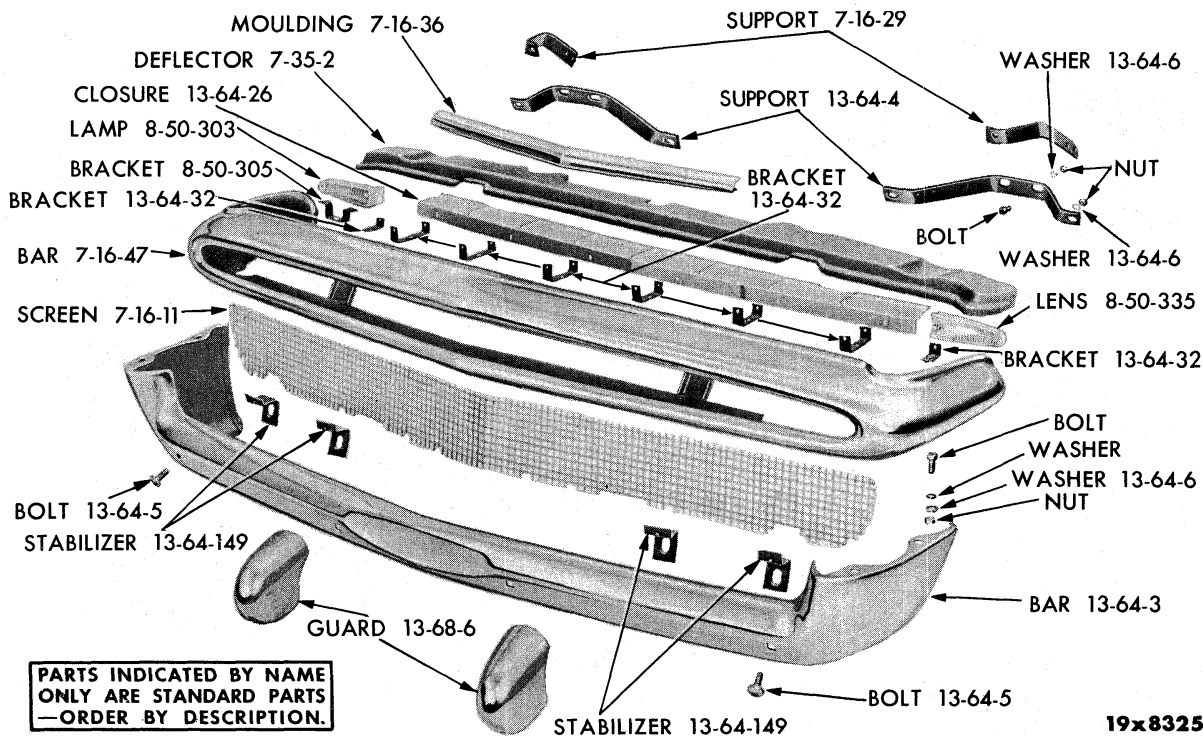


Plate 13-8

FRONT BUMPER AND GRILLE - DESOTO S27

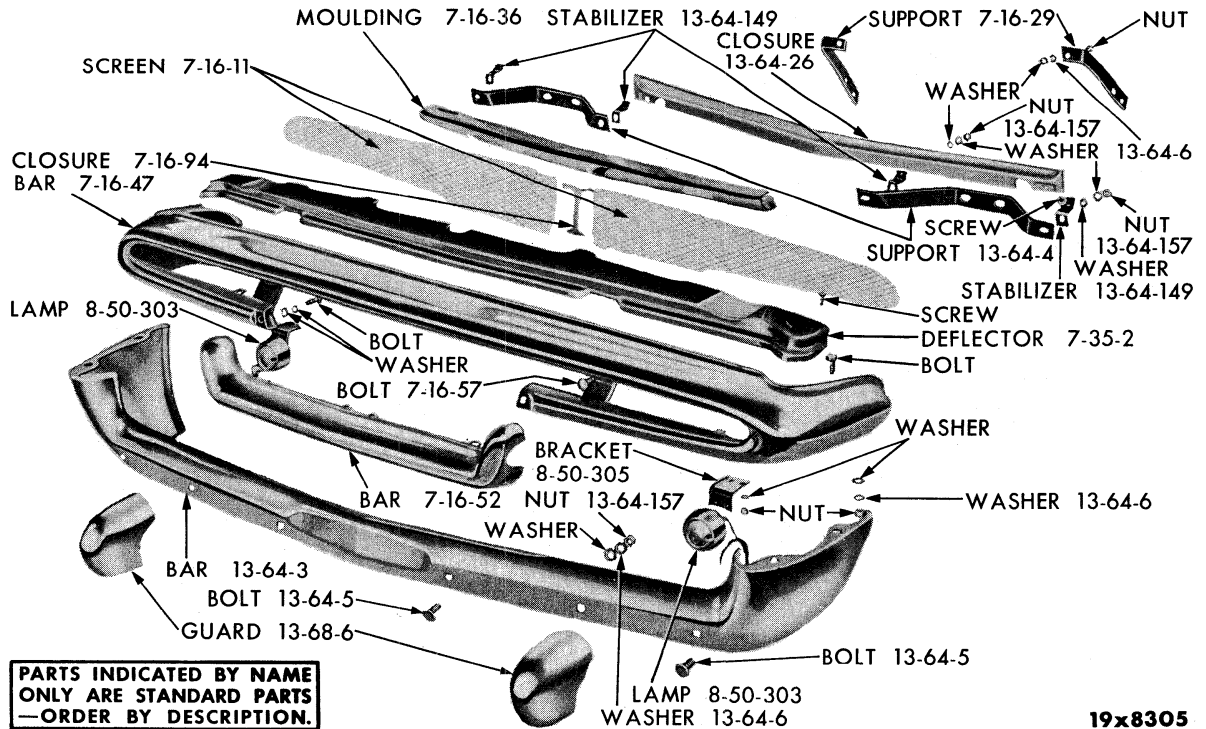


Plate 13-9

FRONT BUMPER AND GRILLE - DESOTO LS1

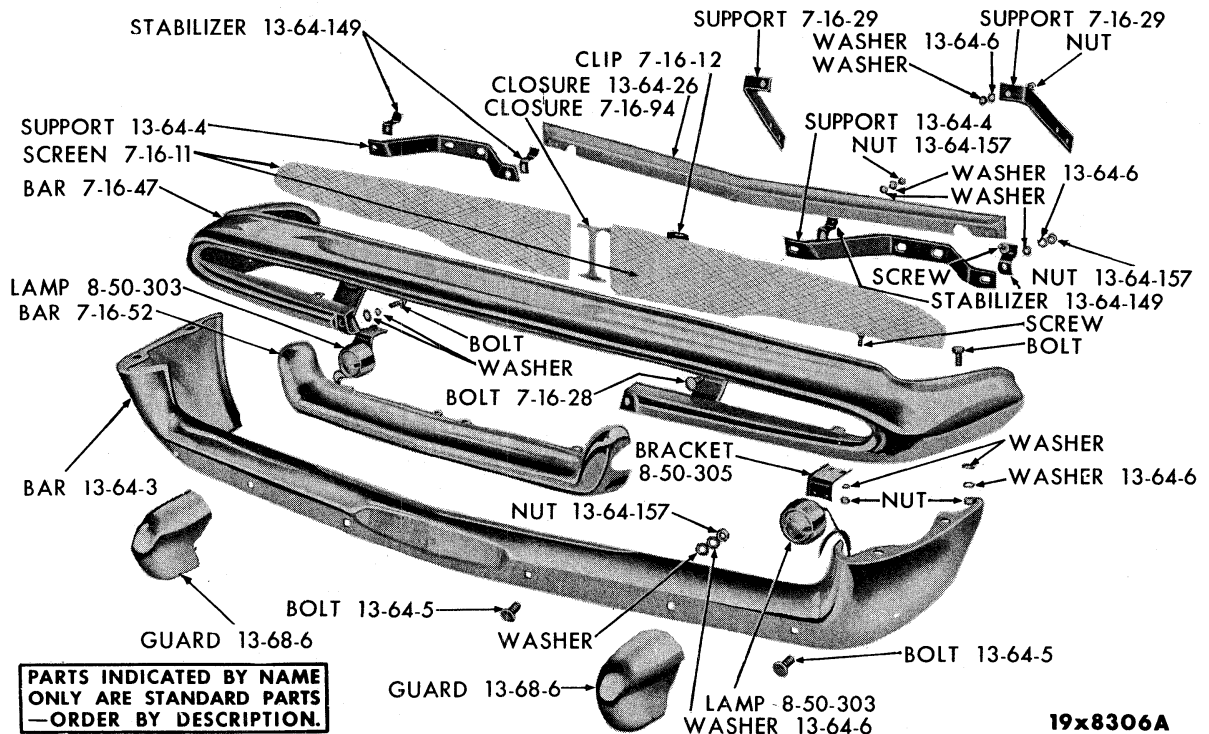


Plate 13-10

FRONT BUMPER AND GRILLE - DESOTO LS2-3

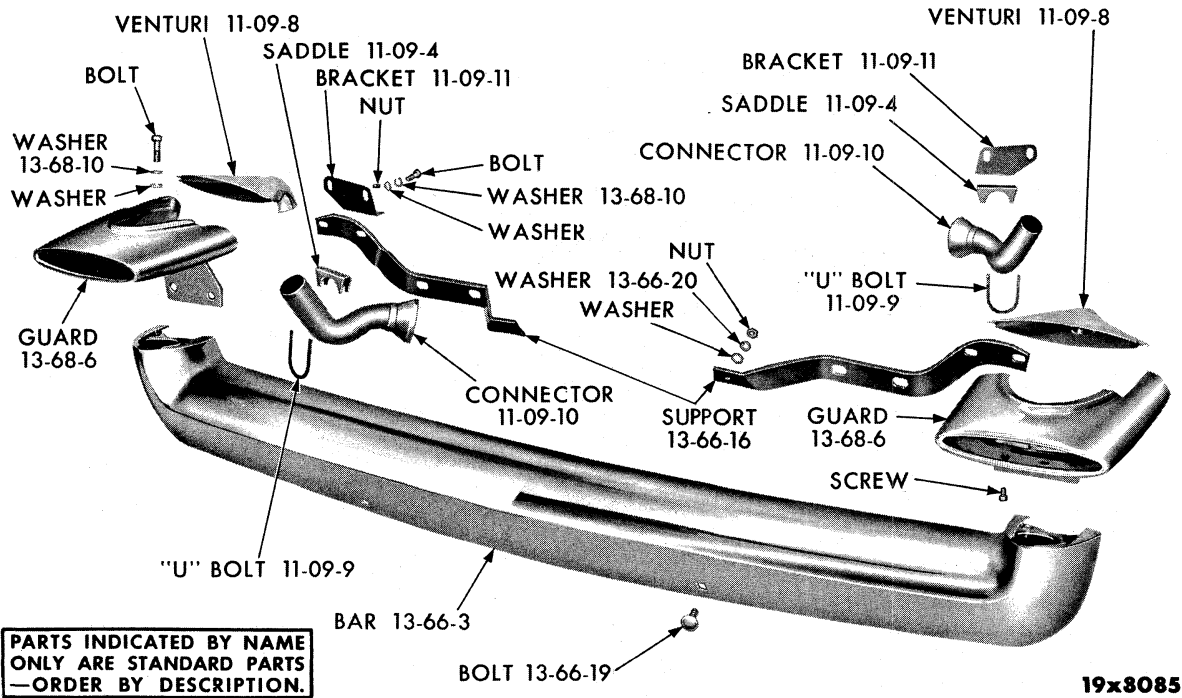


Plate 13-11

REAR BUMPER - DESOTO S25-26-27

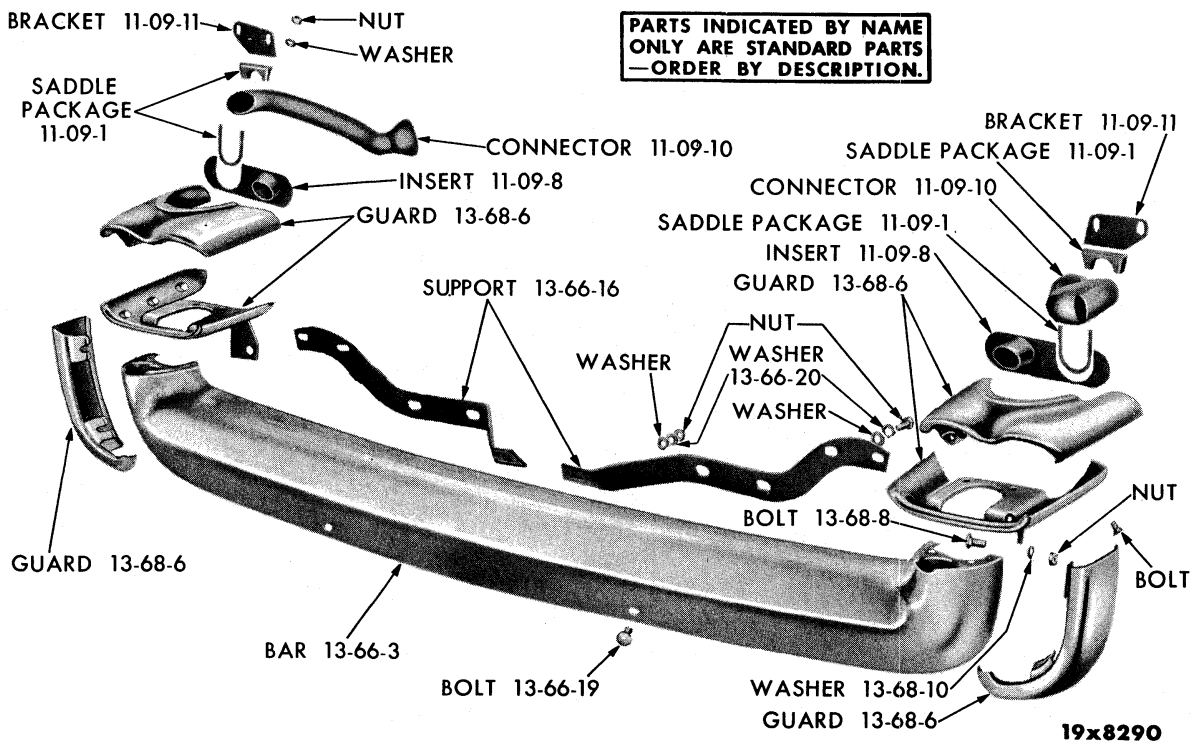


Plate 13-12

REAR BUMPER - DESOTO LS1-2-3

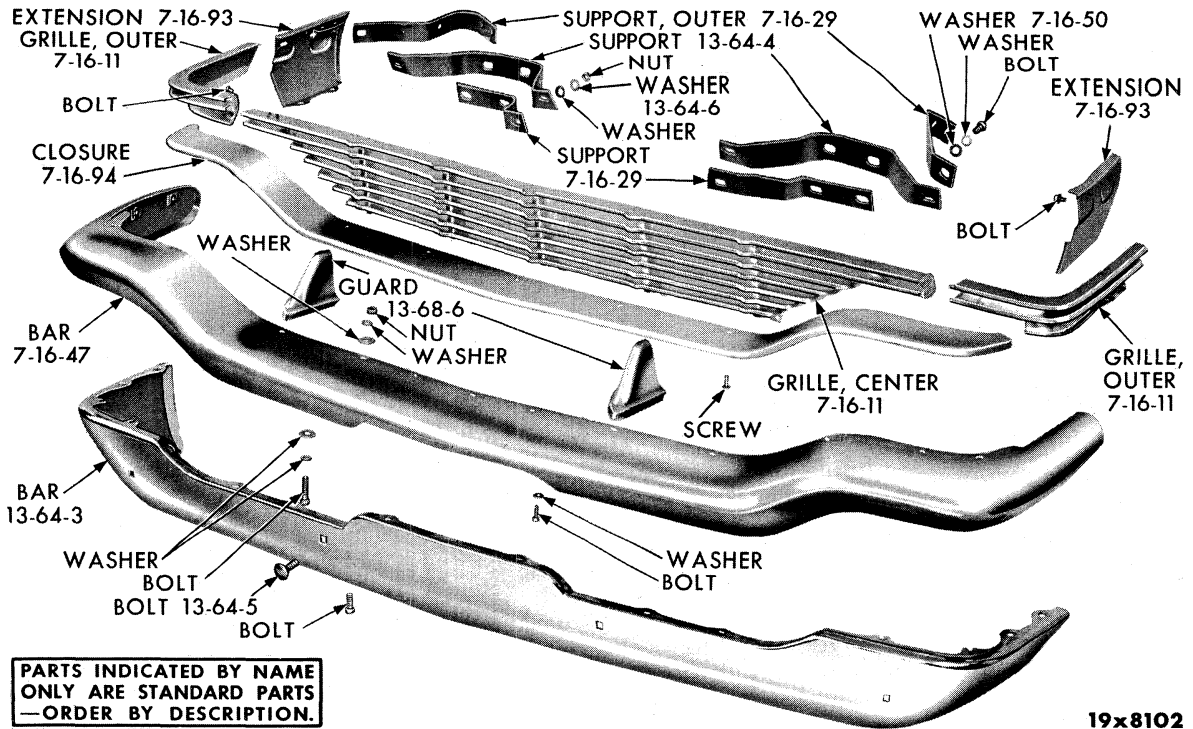


Plate 13-13

FRONT BUMPER AND GRILLE - CHRYSLER C75-76

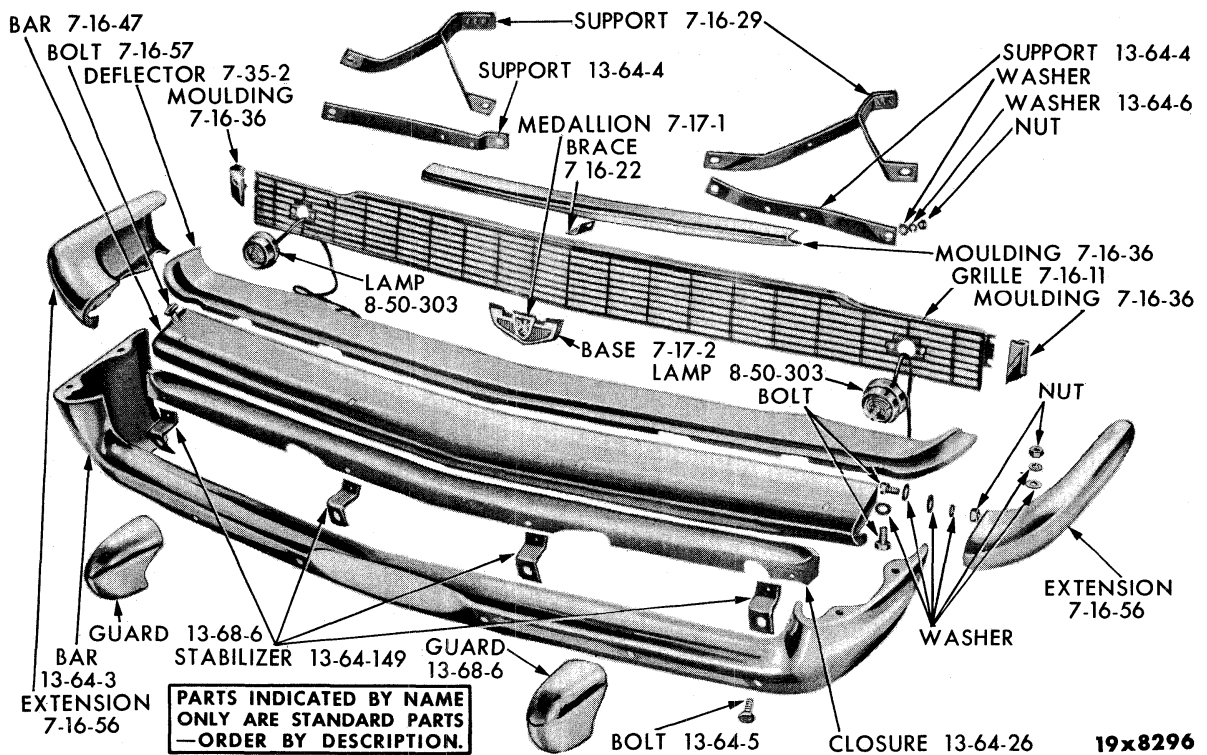


Plate 13-14

FRONT BUMPER AND GRILLE - CHRYSLER LC1

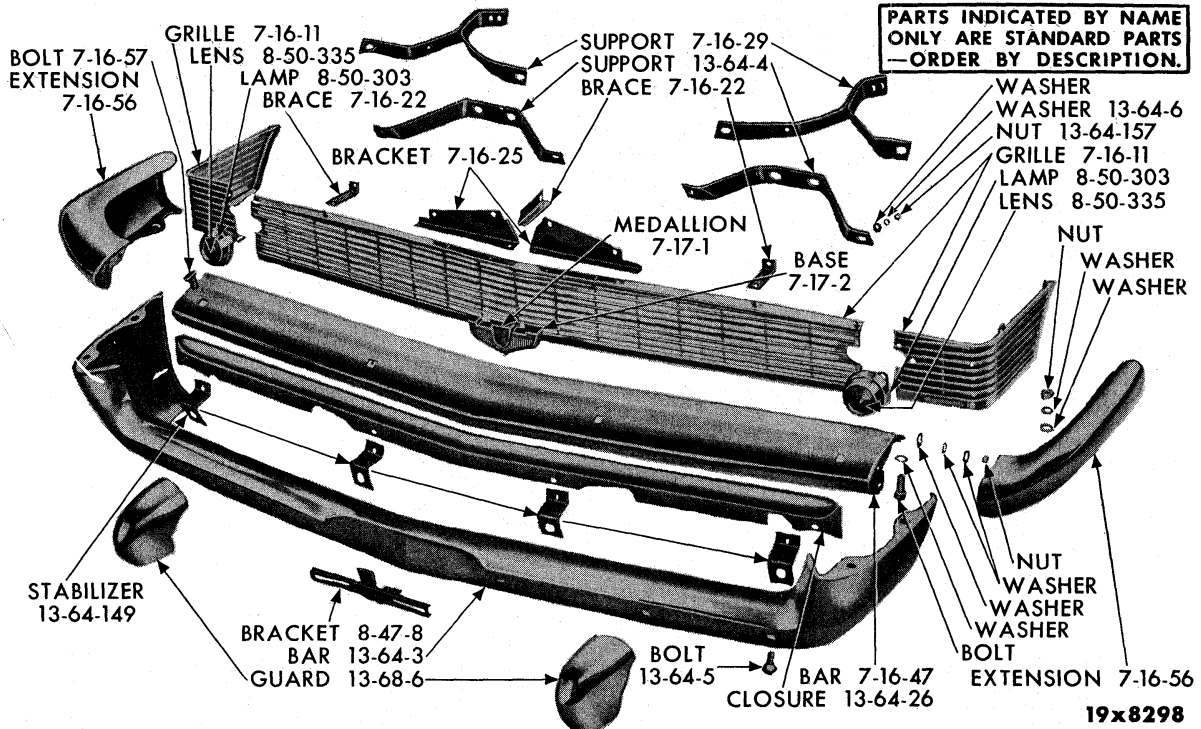


Plate 13-15

FRONT BUMPER AND GRILLE - CHRYSLER LC2-3

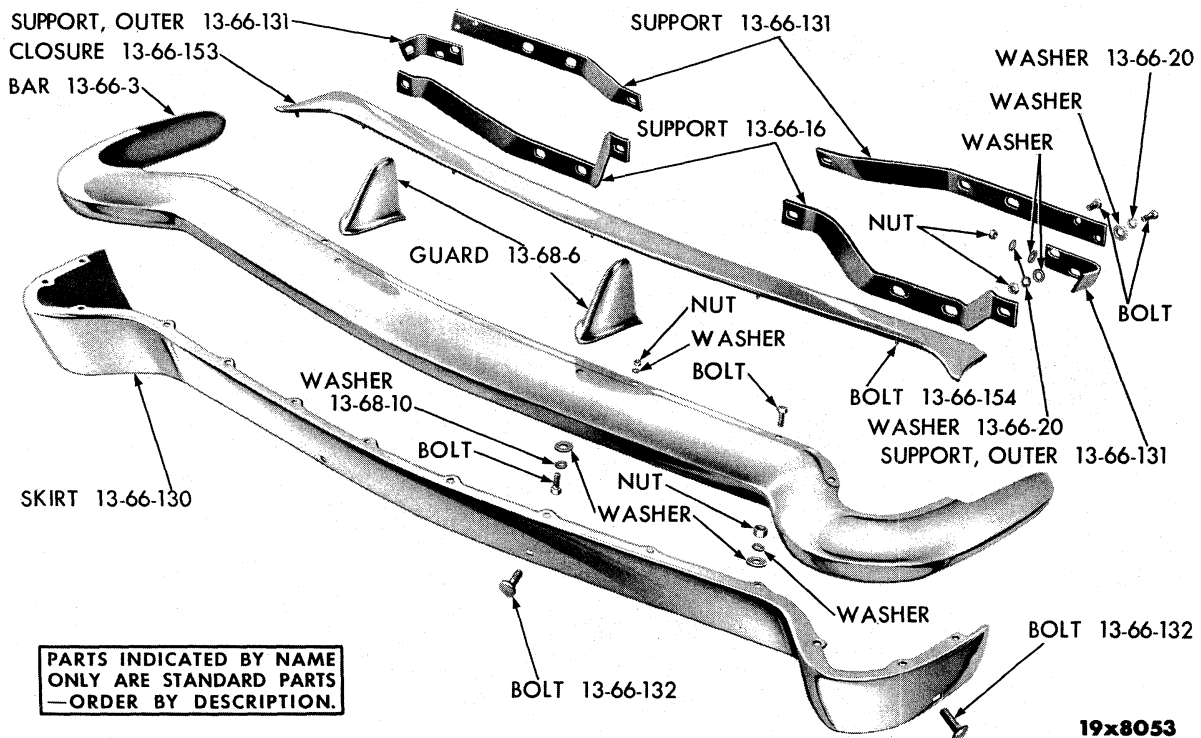


Plate 13-16

REAR BUMPER - CHRYSLER C75-76, LC1-2-3, C300 (1957-58)

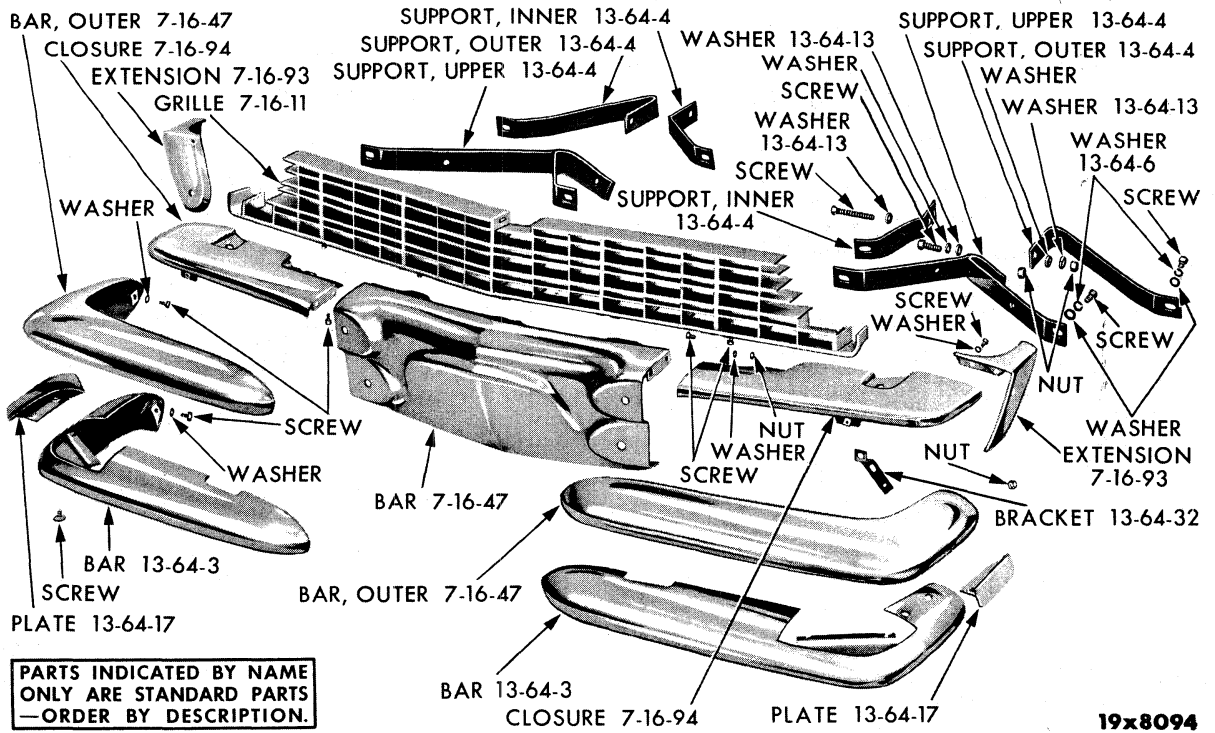


Plate 13-17

FRONT BUMPER AND GRILLE - IMPERIAL IM-1

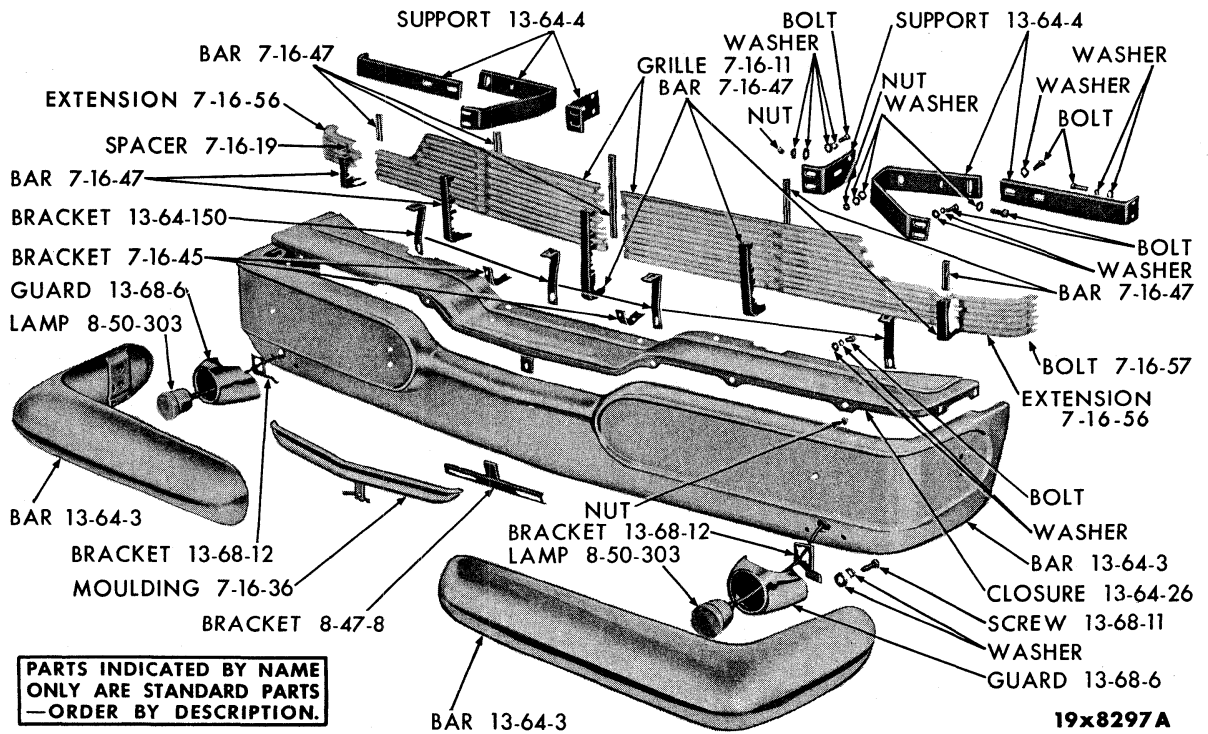
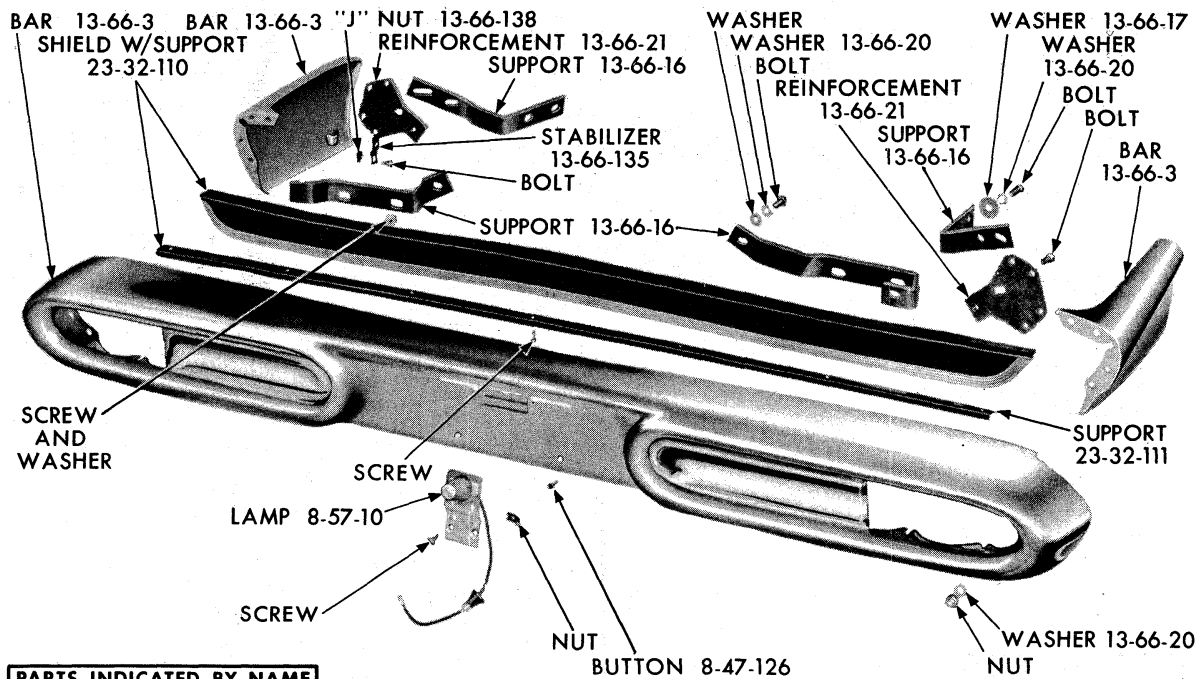


Plate 13-18

FRONT BUMPER AND GRILLE - IMPERIAL LY1



PARTS INDICATED BY NAME ONLY ARE STANDARD PARTS —ORDER BY DESCRIPTION.

19x8099B

NOTES

PASSENGER CAR PARTS LIST 1955-58

FRAME

Page 13-15

CODE	PART NAME AND DESCRIPTION	NO. OF CYL.	PLYMOUTH	DODGE	DESOTO	CHRYSLER AND IMPERIAL	PER CAR	PART NUMBER
13-01-0 FRAME								
13-01-1	FRAME, except Sub. w/Std. Trans.	6	55	-	-	-	1	1612 468
	Sub. w/Std. Trans.	6	55 (9)	-	-	-	1	1670 936
	Except Sub. w/PowerFlite	6	55	-	-	-	1	1612 470
	Sub. w/PowerFlite	6	55 (5)	-	-	-	1	1670 936
	4 D., Cl. Cp., Sp. Cl. Cp. w/Std. Trans.	8	55	-	-	-	1	1555 364
	Cv. Cp. w/Std. Trans.	8	55	-	-	-	1	1612 472
	Sub. w/Std. Trans.	8	55 (9)	-	-	-	1	1636 855
	4 D., Cl. Cp., Sp. Cl. Cp. w/PowerFlite	8	55 (10)	-	-	-	1	1636 855
	Cv. Cp. w/PowerFlite	8	55 (6)	-	-	-	1	1636 855
	Sub. w/PowerFlite	8	55 (7)	-	-	-	1	1636 855
	4 D., Cl. Cp. w/Std. Trans.	6	-	55	-	-	1	1612 473
	Sub. w/Std. Trans.	6	-	55 (4)	-	-	1	1635 037
	4 D., Cl. Cp., w/PowerFlite	6	-	55 (1)	-	-	1	1635 037
	Sub. w/PowerFlite	6	-	55 (8)	-	-	1	1635 037
	4 D., Cl. Cp., Sp. Cl. Cp. w/Std. Trans.	8	-	55	-	-	1	1555 365
	Cv. Cp. w/Std. Trans.	8	-	55 (12)	-	-	1	⊠1879 418
	Sub. w/Std. Trans.	8	-	55 (4)	-	-	1	⊠1879 418
	4 D., Cl. Cp., Sp. Cl. Cp., w/PowerFlite	8	-	55 (2)	-	-	1	⊠1879 418
	Cv. Cp., w/PowerFlite	8	-	55 (3)	-	-	1	⊠1879 418
	Sub., w/PowerFlite	8	-	55 (11)	-	-	1	⊠1879 418

NOTE 1: The following parts also required:

- 4 - 1401 572 Insulator
- 2 - 1617 898 Stud
- 4 - 1135 668 Washer
- 2 - 1554 345 Washer
- 1 - D15594 Instruction Sheet

NOTE 2: The following parts also required:

- 1 - 1610 929 Crossmember Assembly
- 4 - 1401 572 Insulator
- 2 - 1617 898 Stud
- 4 - 1135 668 Washer
- 2 - 1554 345 Washer
- 1 - D15594 Instruction Sheet

NOTE 3: The following parts also required:

- 2 - 1617 897 Bolt
- 2 - 1556 959 Bracket
- 1 - 1613 420 Crossmember Assembly
- 1 - 1675 860 Crossmember Assembly
- 2 - 1559 731 Plate
- 2 - 1613 458 Plate
- 2 - 871 113 Washer
- 8 - 1554 345 Washer
- 1 - D15594 Instruction Sheet

NOTE 4: The following parts also required:

- 1 - 1556 928 Crossmember Assembly
- 1 - 1612 487 Crossmember Assembly
- 1 - 1615 409 Bracket
- 2 - 1617 898 Stud
- 2 - 1554 345 Washer
- 4 - 1401 572 Insulator
- 4 - 1135 668 Washer

NOTE 5: The following parts also required:

- 1 - 1612 465 Crossmember Assembly
- 1 - 1615 409 Bracket

NOTE 6: The following parts also required:

- 1 - 1613 420 Crossmember Assembly
- 1 - 1675 859 Crossmember Assembly
- 2 - 1559 731 Plate - Front
- 2 - 1559 732 Plate - Rear
- 2 - 1556 959 Bracket
- 1 - D 15594 Instruction Sheet

NOTE 7: The following parts also required:

- 1 - 1610 929 Crossmember Assembly
- 1 - 1612 465 Crossmember Assembly
- 1 - 1615 409 Bracket
- 1 - D15594 Instruction Sheet

NOTE 8: The following parts also required:

- 1 - 1612 487 Crossmember Assembly
- 1 - 1615 409 Bracket
- 2 - 1617 898 Stud
- 2 - 1554 345 Washer
- 4 - 1401 572 Insulator
- 4 - 1135 668 Washer
- 1 - D15594 Instruction Sheet

NOTE 9: The following parts also required:

- 1 - 1555 387 Crossmember Assembly
- 1 - 1612 465 Crossmember Assembly
- 1 - 1615 409 Bracket

NOTE 10: The following parts also required:

- 1 - 1610 929 Crossmember Assembly

NOTE 11: The following parts also required:

- 1 - 1615 409 Bracket
- 1 - 1610 929 Crossmember Assembly
- 1 - 1612 487 Crossmember Assembly
- 4 - 1401 572 Insulator

- 2 - 1617 898 Stud
- 4 - 1135 668 Washer
- 2 - 1554 345 Washer
- 1 - D15594 Instruction Sheet

NOTE 12: The following parts also required:

- 1 - 1556 928 Crossmember
- 1 - 1635 033 Crossmember
- 1 - 1559 731 Plate
- 1 - 1613458 Plate
- 4 - 1401 572 Insulator

- 2 - 1556 959 Bracket
- 4 - 1135 668 Washer
- 2 - 1554 345 Washer
- 2 - 1617 898 Stud

* Indicates use as required.

Numerals in parentheses () refer to notes.

Printed in U.S.A.

⊠ Indicates parts not listed in any previous parts book.

Prices and specifications subject to change without notice.

* Indicates change or addition.

1955-58 PASSENGER CAR PARTS LIST

FRAME

CODE	PART NAME AND DESCRIPTION	NO. OF CYL.	PLYMOUTH	DODGE	DESOTO	CHRYSLER AND IMPERIAL	PER CAR	PART NUMBER
	S21, S22, C67, 4 D., Sp. Cl. Cp. w/Std. Trans. . . .	8	-	-	55	55	1	1635 038
	S21, S22, C67, Cv. Cp. w/Std. Trans.	8	-	-	55	55	1	1612 480
	S21, S22, C67, Est. Wgn. w/Std. Trans.	8	-	-	55	55	1	1612 481
	S21, S22, C67, C68, 4 D., Sp. Cl. Cp., w/PowerFlite	8	-	-	55 (1)	55 (1)	1	1635 038
	C67, C68, Cv. Cp. w/PowerFlite	8	-	-	55	55	1	1555 361
	Est. Wgn. w/PowerFlite & Dual Exhaust	8	-	-	55	55	1	1630 340
	C69, 4 D., Sp. Cl. Cp., Twn. Sed.	8	-	-	-	55	1	1551 612
	C70	8	-	-	-	55	1	1610 945

NOTE 1: The following parts also required:

- 1 - 1555 402 Crossmember Assembly
- 1 - D15594 Instruction Sheet

NOTE: The part listed in the columns to the right are also required when specifying any of the following frames.

FRAME	MODELS	NO. CYL.	TYPE TRANS.	BODY STYLES	9-69-4 ENGINE REAR C'MEMBER ASSY.	13-22-1 REAR SHOCK ABSORBER C'MEMBER	11-10-42 REAR TAIL PIPE BRACKET
1670 936	1956 PLYMOUTH	6	Std.	Except Sub.	1555 387	-	-
		6	Std.	Sub.	1555 387	1612 465	1615 409
		6	PowerFlite	Except Sub.	-	-	-
		6	PowerFlite	Sub.	-	1612 465	1615 409
1636 855	1956 PLYMOUTH	8	Std.	Except Cv. Cp. and Sub.	1636 815	-	-
		8	Std.	Cv. Cp. (see note 1)	1636 815	-	-
		8	Std.	Sub.	1636 815	1612 465	1615 409
		8	PowerFlite	Except Cv. Cp. and Sub.	-	-	-
		8	PowerFlite	Cv. Cp. (see note 1)	1635 028	-	-
		8	PowerFlite	Sub.	-	1612 465	1615 409
1635 037	1956 DODGE	6	Std.	Except Sub.	1556 928	-	-
		6	Std.	Sub.	1556 928	1612 487	1615 409
		6	PowerFlite	Except Sub.	-	-	-
		6	PowerFlite	Sub.	-	1612 487	1615 409
B1879 418	1956 DODGE	8	Std.	Except Cv. Cp. and Sub. (see note 2)	1635 063	-	-
		8	Std.	Cv. Cp. (see notes 1 and 2)	1635 063	-	-
		8	Std.	Sub. (see note 2)	1635 063	1612 487	1615 409
		8	PowerFlite	Except Cv. Cp. and Sub.	-	-	-
		8	PowerFlite	Cv. Cp. (see note 1)	1635 028	-	-
		8	PowerFlite	Sub.	-	1612 487	1615 409
1636 857	1956 DESOTO and CHRYSLER	8	All	Except Cv. Cp. and Est. Wgn.	-	-	-
1635 068	1956 DESOTO and CHRYSLER	8	Std.	S23, C71, Est. Wgn.	-	-	-
1635 074	1956 DE SOTO and CHRYSLER	8	PowerFlite	S23, C71, C72, Est. Wgn. C71 Est. Wgn. w/Dual Exhaust	-	-	-
1635 072	1956 CHRYSLER	8	All	C70	-	-	-
1634 999	1956 CHRYSLER	8	All	C73	-	-	-

NOTE 1: P29 Cv. Cp. also required:

- 1 - 1675 859 Frame CROSSMEMBER
 - 2 - 1559 731 Attaching PLATE
 - 2 - 1559 732 Attaching PLATE
 - 2 - 1556 959 Body Hold-Down BRACKET
- D63 Cv. Cp. also required:
- 1 - 1675 860 Frame CROSSMEMBER
 - 2 - 1559 731 Attaching PLATE
 - 2 - 1613 458 Attaching PLATE
 - 2 - 1556 959 Body Hold-Down BRACKET

NOTE 2: The following parts also required with Dual Exhaust:

- 1 - 1633 193 ROD, Gearshift Control, Front
- 1 - 1633 194 ROD, Gearshift Control, Rear
- 1 - 1630 373 BRACKET, Bellcrank

★ Indicates use as required.

Numerals in parentheses () refer to notes.

Printed in U.S.A.

☐ Indicates parts not listed in any previous parts book.
Jan. 30, 1958 Supersedes Oct. 10, 1957.

Prices and specifications subject to change without notice.
* Indicates change or addition.

CODE	PART NAME AND DESCRIPTION	NO. OF CYL.	PLYMOUTH	DODGE	DESOTO	CHRYSLER AND IMPERIAL	PER CAR	PART NUMBER
13-01-0 FRAME								
	FRAME, P30, except Sub.	6	57	-	-	-	1	1734 571
	P30 Sub., D72 All	6	57	57	-	-	1	*1829 751
	P31, except Cv. Cp. and Sub.	8	57	-	-	-	1	1734 572
	P31 Cv. Cp.	8	57	-	-	-	1	1820 292
	P31, D70, D71, S27, Sub., D66, D67, except Cv. Cp.	8	57	57	57	-	1	1829 750
	D66, D67, Cv. Cp.	8	-	57	-	-	1	1675 809
	S27 except Sub., S27 Taxi (also specify 1 each of 1730 644 and 1730 645 Bracket). . .	6-8	-	-	57	-	1	1734 575
	S25, S26, C75, C76, except Cv. Cp. and Sub., C76-300 Sp.Cl.Cp. (also specify 1 each of 1737 374 and 1737 375 Extension).	8	-	-	57	57	1	1675 804
	S25, S26, C76, Cv. Cp., C76-300 Cv. Cp. (also specify 1 each of 1737 374 and 1737 375 Extension)	8	-	-	57	57	1	1675 806
	S26, C75, C76, Sub.	8	-	-	57	57	1	*1829 954
	IM except Cv. Cp., Sp. 4 D.	8	-	-	-	57	1	1675 795
	IM Cv. Cp., Sp. 4 D.	8	-	-	-	57	1	1675 807
	LP1 except Sub.	6	58	-	-	-	1	1829 963
	LP1 Sub., LD1	6	58	58	-	-	1	1829 751
	LP2 except Cv. Cp. and Sub.	8	58	-	-	-	1	1829 948
	LP2 Cv. Cp.	8	58	-	-	-	1	1829 949
	LD2, LD3, Cv. Cp.	8	-	58	-	-	1	1829 950
	LP2 Sub., LD2, LD3, except Cv. Cp., LS1 Sub.	8	58	58	58	-	1	1829 750
	LS1 except Cv. Cp. and Sub., LS1 Taxi (also specify 1 each of 1730 644 and 1730 645 Bracket)	6-8	-	-	58	-	1	1829 749
	LS1 Cv. Cp.	8	-	-	58	-	1	1829 951
	LS2, LS3, except Cv. Cp. and Sub.	8	-	-	58	-	1	1829 953
	LS2, LS3, Cv. Cp.	8	-	-	58	-	1	1829 957
	LS3 Sub.	8	-	-	58	-	1	1829 955
	LC1 except Sub.	8	-	-	-	58	1	1829 958
	LC1 Sub.	8	-	-	-	58	1	1829 959
	LC2, LC3, except Cv. Cp. and Sub., LC3-300 Sp.Cl.Cp. (also specify 1 each of 1737 374 and 1737 375 Extension)	8	-	-	-	58	1	1829 952
	LC3 Cv. Cp., LC3-300 Cv. Cp. (also specify 1 each of 1737 374 and 1737 375 extension). .	8	-	-	-	58	1	1829 956
	LC3 Sub.	8	-	-	-	58	1	1829 954
	LY1, Sp.Cl.Cp., 4 D.	8	-	-	-	58	1	1820 942
	LY1, Cv. Cp., Sp. 4 D.	8	-	-	-	58	1	1820 943
13-02-0 FRAME CROSSMEMBER ("X" SHAPED)								
13-02-1	CROSSMEMBER, Cv. Cp.	8	56	-	-	-	1	1675 859
		8	-	56	-	-	1	1675 860
13-03-0 FRAME SIDEMEMBER FRONT BUMPER REINFORCEMENT								
13-03-21	REINFORCEMENT, Right	6-8	55-56	55-56	55-56	55-56	1	1556 934
	Left.	6-8	55-56	55-56	55-56	55-56	1	1556 935
	Right, S27 Sub.	8	-	-	57	-	1	*1730 666
	Left, S27 Sub.	8	-	-	57	-	1	*1730 667
13-04-0 FRAME CROSSMEMBER PLATE								
13-04-18	PLATE, Front, Cv. Cp.	8	55-56	55-56	-	-	2	1559 731
	Rear, Cv. Cp.	8	55-56	-	-	-	2	1559 732
	Rear, Cv. Cp.	8	-	55-56	-	-	2	1613 458

* Indicates use as required. Numerals in parentheses () refer to notes. Printed in U.S.A.
 † Indicates parts not listed in any previous parts book. Prices and specifications subject to change without notice.
 * Indicates change or addition. Page 13-17 Nov. 10, 1958 Supersedes Jan. 30, 1958.

1955-58 PASSENGER CAR PARTS LIST

FRAME

CODE	PART NAME AND DESCRIPTION	NO. OF CYL.	PLYMOUTH	DODGE	DESOTO	CHRYSLER AND IMPERIAL	PER CAR	PART NUMBER
13-11-0 FRAME FRONT CROSSMEMBER								
13-11-5	CROSSMEMBER	6-8	55-56	-	-	-	1	1632 692
		6-8	-	55-56	-	-	1	1632 693
	S21, S22, S23, S24, C67, C68, C71, C72, except Est. Wgn.	8	-	-	55-56	55-56	1	1632 694
	S21, S22, S23, C67, C68, C71, C72, Est. Wgn. C69, C70, C73, All	8	-	-	55-56	55-56	1	1632 696
	No. 1, S27, LS1, LC1	6-8	57-58	57-58	57-58	58	1	1674 159
	No. 2, w/BRACKETS	6	57-58	57-58	-	-	1	1735 124
	No. 2, w/BRACKETS, S27, LS1	8	57-58	57-58	57-58	-	1	1735 125
	No.1, S25, S26, LS2, LS3, C75, C76, LC2, LC3	8	-	-	57-58	57-58	1	1675 906
	No. 1, IM, LY1	8	-	-	-	57-58	1	1734 510
	No. 2, S25, S26, LC2, LC3, LY1	8	-	-	57	57-58	1	1735 135
	LS2, LS3	8	-	-	58	-	1	1820 938
	LC1	8	-	-	-	58	1	1820 937
13-11-7	BRACE, Front Crossmember	6-8	55-56	55-56	55-56	55-56	2	1556 940
13-18-0 FRAME REAR CROSSMEMBER								
13-18-4	CROSSMEMBER, Rear	6-8	55-56	55-56	-	-	1	1610 952
		8	-	-	55	55	1	1551 685
	Except C70	8	-	-	56	56	1	1636 835
	C70	8	-	-	-	56	1	1551 685
	Except Sub.	6-8	57-58	-	-	-	1	1670 952
	Sub.	6-8	57-58	-	-	-	1	1820 939
	S27, LS1, LC1	6-8	-	57-58	57-58	58	1	1675 918
	S25, S26, LS2, LS3, LC2, LC3, LY1	8	-	-	57-58	57-58	1	1675 915
13-18-31	SHIELD, Frame Rear Crossmember, C71, C72, C73, w/Dual Exhaust, S25, S26, LS2, LS3, C75, C76, LC2, LC3, IM, LY1	8	-	-	57-58	56-58	★	1242 974
13-18-32	CLIP, Frame Rear Crossmember Shield, S25, S26, LS2, LS3, C71, C72, C73, LC2, LC3, IM, LY1	8	-	-	57-58	56-58	★	1674 082
13-22-0 FRAME REAR SHOCK ABSORBER CROSSMEMBER								
13-22-1	CROSSMEMBER, Sub.	6-8	55-56	-	-	-	1	1612 465
	Sub.	6-8	-	55-56	-	-	1	1612 487
13-22-6	REINFORCEMENT, Rear Axle Strut Bracket, C73	8	-	-	-	56	2	1733 128
13-22-7	GUSSET, Rear Axle Strut Bracket, C73	8	-	-	-	56	2	1733 162
13-33-0 BATTERY SUPPORT								
13-33-61	TRAY, (7 3/4" x 11 1/2" O.D.) Std.	6-8	55-58	55-58	55-58	55-58	1	*1612 946
	(7 3/4" x 12 7/8" O.D.) Heavy Duty	6-8	55-58	55-58	55-58	55-58	1	1633 236
13-33-64	TUBE, Battery Drain	6-8	55-57	55-57	55-57	55-57	1	1612 948
13-34-0 BATTERY HOLD-DOWN STRAP OR COVER								
13-34-3	STRAP PACKAGE, Use w/100 amp. battery	6-8	55	55	-	-	1	1450 495
	Use w/120 amp. battery	6-8	55	55	55	55	1	1450 496
	STRAP, w/160 amp. battery, C67	8	-	-	-	55	1	1639 979
	Use w/1612 946 Tray	6-8	55-58	55-58	55-58	55-58	1	1612 968
	Use w/1633 236 Tray	6-8	55-58	55-58	55-58	55-58	1	1633 238
	C70	8	-	-	-	55	1	1450 496
13-35-0 BATTERY HEAT SHIELD								
13-35-1	SHIELD, Battery Heat	6-8	56	56	56	56	1	*1638 235
		6-8	57-58	57-58	57-58	57-58	1	1739 055
13-35-6	BRACKET, Battery Heat Shield	6-8	55-56	55-56	55-56	55-56	1	959 881

★ Indicates use as required. Numerals in parentheses () refer to notes. Printed in U.S.A.
 ☐ Indicates parts not listed in any previous parts book. Prices and specifications subject to change without notice.
 Nov. 10, 1958 Supersedes Jan. 30, 1958. Page 13-18 * Indicates change or addition.

CODE	PART NAME AND DESCRIPTION	NO. OF CYL.	PLYMOUTH	DODGE	DESOTO	CHRYSLER AND IMPERIAL	PER CAR	PART NUMBER
13-36-0 BATTERY HOLD-DOWN STUD								
13-36-5	STUD, Inside	6-8	55-58	55-58	55-58	55-58	1	1408 918
	Outside	6-8	55-58	55-58	55-58	55-58	1	1408 915
	Nut, wing	6-8	55-58	55-58	55-58	55-58	2	148 314
13-39-0 FRAME BODY BRACKET								
13-39-1	BRACKET, No. 1	6-8	55-56	-	-	-	2	1402 012
	No. 2	6-8	55-56	-	-	-	2	1402 009
	No. 2A, Cv. Cp.	6-8	55-56	55-56	-	-	2	1556 959
	Nos. 3, 3A, 4	6-8	56	56	-	-	6	1556 959
	No. 4, w/Spring Hanger Support, Right, C67, C68, C71, C72	8	-	-	55-56	55-56	1	1555 392
	Left, C67, C68, C71, C72	8	-	-	55-56	55-56	1	1555 393
	No. 4, w/Spring Hanger Support, Right, C69, C70, C73	8	-	-	-	55-56	1	1612 506
	Left, C69, C70, C73	8	-	-	-	55-56	1	1612 507
	NO. 3, C75, C76, LC1, LC2, LC3	6-8	57-58	57-58	57-58	57-58	2	1730 661
	No. 3, Assy., C75, C76, LC1, LC2, LC3	6-8	57-58	57-58	57-58	57-58	2	1730 660
	No. 4, Right, IM, LY1	8	-	-	-	57-58	1	1730 706
	No. 4, Left, IM, LY1	8	-	-	-	57-58	1	1730 707
13-53-0 FRAME FRONT SPRING HANGER								
13-53-17	BRACKET, Rear Anchor, S27, LS1, LC1	6-8	57-58	57-58	57-58	58	2	1734 548
	IM, LY1	8	-	-	-	57-58	2	1734 561
13-54-0 FRAME REAR SPRING HANGER								
13-54-4	HANGER, Rear Spring Front	6-8	55-56	55-56	-	-	2	1630 302
	UP TO	8	-	-	55 (1)	55 (1)	2	1555 394
	AFTER	8	-	-	55-56 (1)	55-56 (1)	2	1630 313
	S27, LS1, LC1	6-8	57-58	57-58	57-58	58	2	1673 469
	S25, S26, LS2, LS3, C75, C76, LC2, LC3	8	-	-	57-58	57-58	2	1730 093
	IM, LY1	8	-	-	-	57-58	2	1734 502
13-54-6	BRACKET, Front Support, Right	6-8	55-56	-	-	-	1	1556 882
	Left	6-8	55-56	-	-	-	1	1556 883
	Right	6-8	-	55-56	-	-	1	1556 886
	Left	6-8	-	55-56	-	-	1	1556 887
13-54-11	BOLT, Rear Spring Front Hanger	8	-	-	55-56	55-56	8	1614 423
13-54-15	HANGER, Rear, w/BRACKET, Right, S25, S26, C75, C76, LS3 Sub., LC3 Sub.	8	-	-	57-58	57-58	1	*1734 482
	Left, S25, S26, C75, C76, LS3 Sub., LC3 Sub.	8	-	-	57-58	57-58	1	*1734 483
	Right, S27	6-8	57	57	57	-	1	1734 478
	Left, S27	6-8	57	57	57	-	1	1734 479
	Right, LP1, LP2, Sub., LS1, LC1	6-8	58	58	58	58	1	*1734 478
	Left, LP1, LP2, Sub., LS1, LC1	6-8	58	58	58	58	1	*1734 479
	w/o Bracket, S27, LS1, LC1	6-8	57-58	57-58	57-58	58	2	1735 126
	S25, S26, LS2, LS3, C75, C76, LC2, LC3	8	-	-	57-58	57-58	2	1735 127
	w/BRACKET, Right, LS2, LS3, LC2, LC3, except Sub.	8	-	-	58	58	1	1829 768
	Left, LS2, LS3, LC2, LC3, except Sub.	8	-	-	58	58	1	1829 769
	IM, LY1	8	-	-	-	57-58	2	1735 128
13-64-0 FRONT BUMPER FACE BAR								
13-64-3	BAR, Face	6-8	55-56	-	-	-	1	1634 054
		6-8	57-58	-	-	-	1	1639 501
		6-8	-	55-56	-	-	1	1639 465
	Right	6-8	-	57	-	-	1	1674 922
	Left	6-8	-	57	-	-	1	1674 923

NOTE 1:	APPROXIMATE	APPROXIMATE	
S21	50333072	S22	55190517
C67 except Est. Wgn.	W55-10495	C68 except Est. Wgn.	N55-7235
C69, C70	C55-1713	C67 Est. Wgn.	W55-26968
C68 Est. Wgn.	N55-15686		

* Indicates use as required. Numerals in parentheses () refer to notes. Printed in U.S.A.
 ☐ Indicates parts not listed in any previous parts book. Prices and specifications subject to change without notice.
 * Indicates change or addition. Page 13-19 Nov. 10, 1958 Supersedes Jan. 30, 1958.

1955-58 PASSENGER CAR PARTS LIST

FRAME

CODE	PART NAME AND DESCRIPTION	NO. OF CYL.	PLYMOUTH	DODGE	DESOTO	CHRYSLER AND IMPERIAL	PER CAR	PART NUMBER
	Right, w/o Bumper Spuds	6-8	-	58	-	-	1	1820 054
	Left	6-8	-	58	-	-	1	1820 055
	Right, w/Bumper Spuds	6-8	-	58	-	-	1	1828 940
	Left	6-8	-	58	-	-	1	1828 941
	Tie Bar	6-8	-	58	-	-	1	1820 053
		8	-	-	55-56	-	1	1553 859
		8	-	-	57	-	1	1674 915
	C67, C71	8	-	-	-	55-56	1	1553 853
	C68	8	-	-	-	55	1	1553 870
	C68-300, C72-300	8	-	-	-	55-56	1	1636 118
	C69, C70, C73	8	-	-	-	55-56	1	1553 871
	C72	8	-	-	-	56	1	1634 055
	C75, C76, LC3-300	8	-	-	-	57-58	1	1676 501
	LC1, LC2, LC3	8	-	-	58	58	1	1820 733
	Right, IM	8	-	-	-	57	1	1676 508
	Left, IM	8	-	-	-	57	1	1676 509
	LY1	8	-	-	-	58	1	1820 064
	Right, Impact Bar, LY1	8	-	-	-	58	1	1820 766
	Left, Impact Bar, LY1	8	-	-	-	58	1	1820 063
13-64-4	SUPPORT, Right	6-8	55-56	-	-	-	1	1611 726
	Left	6-8	55-56	-	-	-	1	1611 727
	Right	6-8	57-58	-	-	-	1	1730 274
	Left	6-8	57-58	-	-	-	1	1730 275
	Right	6-8	-	55-56	-	-	1	1611 720
	Left	6-8	-	55-56	-	-	1	1611 721
	Right	6-8	-	57	-	-	1	1730 320
	Left	6-8	-	57	-	-	1	1730 321
	Right	6-8	-	58	-	-	1	1820 078
	Left	6-8	-	58	-	-	1	1820 079
	Right	8	-	-	55-56	-	1	1553 864
	Left	8	-	-	55-56	-	1	1553 865
	Right, S25, S26, LS2, LS3, LC2, LC3	8	-	-	57-58	58	1	1674 938
	Left, S25, S26, LS2, LS3, LC2, LC3	8	-	-	57-58	58	1	1674 939
	Right, S27, LS1, LC1	8	-	-	57-58	58	1	1735 644
	Left, S27, LS1, LC1	8	-	-	57-58	58	1	1735 645
	Right, C67, C68, C71, C72-300	8	-	-	-	55-56	1	1553 902
	Left, C67, C68, C71, C72-300	8	-	-	-	55-56	1	1553 903
	Right, C69, C70, C73	8	-	-	-	55-56	1	1553 935
	Left, C69, C70, C73	8	-	-	-	55-56	1	1553 936
	Right, C72	8	-	-	-	56	1	1636 110
	Left, C72	8	-	-	-	56	1	1636 111
	Right, C75, C76, LC3-300	8	-	-	-	57-58	1	1730 302
	Left, C75, C76, LC3-300	8	-	-	-	57-58	1	1730 303
	Right, Outer, IM	8	-	-	-	57	1	1735 656
	Left, Outer, IM	8	-	-	-	57	1	1735 657
	Right, Inner, IM	8	-	-	-	57	1	1735 658
	Left, Inner, IM	8	-	-	-	57	1	1735 659
	Right, Upper, IM	8	-	-	-	57	1	1735 660
	Left, Upper, IM	8	-	-	-	57	1	1735 661
	Right, w/Jack BRACKET, IM	8	-	-	-	57	1	1734 512
	Left, w/Jack BRACKET, IM	8	-	-	-	57	1	1734 513
	Right, Outer, LY1	8	-	-	-	58	1	1820 754
	Left, Outer, LY1	8	-	-	-	58	1	1820 755
	Right, Outer Extension, LY1	8	-	-	-	58	1	1820 756
	Left, Outer Extension, LY1	8	-	-	-	58	1	1820 757
	Inner, LY1	8	-	-	-	58	2	1820 758
13-64-5	BOLT, Round Head, 1/2"-13 x 1 3/8"	6-8	55-58	55-58	55-58	55-58	★	1551 097
	Inner Round Head, 1/2"-13 x 1 3/8"	6-8	-	55-56	55	55-56	★	1551 766
	Outer, Hex. Head, 1/2"-13 x 2 1/4", C69, C70	8	-	-	-	55-56	★	1612 373
	Inner Round Head, 1/2"-13 x 1 5/8", C69, C70	8	-	-	-	55-56	★	1612 367
	Round Head, Stainless Steel, 1/2"-13 x 1 3/4"	8	-	-	-	56	★	1551 096
	SCREW, to Radiator Grille Center, C75, C76	8	-	-	-	57	5	1624 665
13-64-6	WASHER, Front Bumper Bolt Lock	6-8	55-58	55-58	55-58	55-58	★	1137 795
13-64-7	NUT, Front Bumper to Radiator Grille, C75, C76	8	-	-	-	57	5	B6010 152
13-64-10	BOLT, Front Bumper Support to Frame	6-8	57	57	57	-	★	181 727
	C75, C76	8	-	-	-	57	★	181 730

★ Indicates use as required.

Numerals in parentheses () refer to notes.

Printed in U.S.A.

⊠ Indicates parts not listed in any previous parts book.

Prices and specifications subject to change without notice.

Nov. 10, 1958 Supersedes Jan. 30, 1958.

Page 13-20

* Indicates change or addition.

CODE	PART NAME AND DESCRIPTION	NO. OF CYL.	PLYMOUTH	DODGE	DESOTO	CHRYSLER AND IMPERIAL	PER CAR	PART NUMBER
	IM	8	-	-	-	57	★	181 747
	STUD, C75, C76	8	-	-	57-58	57-58	★	1639 477
	C76-300, LC3-300, to Frame Extension	8	-	-	-	57-58	★	1737 376
13-64-11	EXTENSION, Frame Front Bumper, Right, C76-300, LC3-300	8	-	-	-	57-58	1	1737 374
	Left, C76-300, LC3-300	8	-	-	-	57-58	1	1737 375
13-64-13	WASHER, Front Bumper Support to Frame Plain	6-8	55-58	55-58	55-58	55-58	★	1616 746
13-64-14	CLIP, Front Bumper Push-on	8	-	-	58	-	16	B6012 012
13-64-17	EXTENSION, Front Bumper, Right, C72	8	-	-	-	56	1	1636 096
	Left, C72	8	-	-	-	56	1	1636 097
	Plate, Trim, Right, IM	8	-	-	-	57	1	1676 522
	Left, IM	8	-	-	-	57	1	1676 523
13-64-18	COVER, Front Face Bar, C69, C70, C73.	8	-	-	-	55-56	1	1553 941
13-64-26	CLOSURE, Front Bumper	8	-	-	57	-	1	1674 933
	LC1, LC2, LC3	8	-	-	-	58	1	1820 751
	LY1	8	-	-	-	58	1	1820 065
13-64-32	BRACKET, Front Bumper Closure, Inner	8	-	-	57	-	2	1737 333
	Outer	8	-	-	57	-	2	1737 334
	Intermediate	8	-	-	57	-	2	1737 335
	Right, IM	8	-	-	-	57	1	1735 650
	Left, IM	8	-	-	-	57	1	1735 651
13-64-56	NUT, Front Bumper Face Bar Plug	6-8	55-56	55	-	-	★	1616 745
13-64-57	PLUG, Front Bumper Face Bar	6-8	55-56	55	-	-	★	1616 744
13-64-72	BRACKET, Frame Front Bumper Support, Right, LY1	8	-	-	-	58	1	1820 956
	Left, LY1	8	-	-	-	58	1	1820 957
13-64-77	SEAL, Front Bumper Support Fender Hole, C69, C70, C73	8	-	-	-	55-56	2	1616 747
13-64-89	PLATE, Front Bumper Grille Guard Mounting, C68	8	-	-	-	55	1	1553 979
13-64-94	BAND, Front Bumper Support	6-8	55-56	-	-	-	2	1123 509
13-64-97	EXTENSION, Front Bumper Face Bar Support, C69, C70, C73	8	-	-	-	55-56	1	1553 934
	Front Bumper Support, Right, C72	8	-	-	-	56	1	1636 116
	Left, C72	8	-	-	-	56	1	1636 117
13-64-100	REINFORCEMENT, Support to Frame	6-8	57-58	-	-	-	2	1730 272
13-64-149	STABILIZER, UP TO	6-8	57-58 (2)	-	-	-	2	*1730 287
	AFTER	6-8	58 (2)	-	-	-	2	B1856 119
		6-8	-	57-58	-	-	2	1730 327
	S25, S26, S27 UP TO, LS2, LS3, LC1, LC2, LC3	8	-	-	57-58 (1)	58	4	*1737 388
	S27 AFTER, LS1	8	-	-	57-58 (1)	-	2	*1737 434
13-64-150	BRACKET, Stabilizer, UP TO	6-8	57-58 (2)	-	-	-	2	*1730 290
		6-8	-	57	-	-	2	1730 329
		6-8	-	58	-	-	2	1820 087
	LY1	8	-	-	-	58	2	1820 765
13-64-151	"J" NUT, Stabilizer to Bracket, UP TO	6-8	57-58 (2)	57-58	-	-	2	*1730 301
	Stabilizer Bracket to Fender	6-8	58	-	-	-	2	B6012 008
	Stabilizer to Fender	6-8	-	57	-	-	2	6010 006
13-64-152	BOLT, Stabilizer	6-8	57-58	57-58	-	-	2	1551 097
13-64-153	SCREW, Stabilizer Bracket to Stabilizer, w/WASHER	6-8	58	-	-	-	2	6012 023
13-64-156	GUSSET, Support to Frame	6-8	-	57	-	-	2	1730 319
		6-8	-	58	-	-	2	1820 080
13-64-157	NUT, Support to Closure Stabilizer, LC1, LC2, LC3	8	-	-	-	58	4	6012 014
13-66-O REAR BUMPER FACE BAR								
13-66-3	BAR, except Sub.	6-8	55-56	-	-	-	1	1553 932
	Sub.	6-8	55-56	-	-	-	1	*1612 406
	Except Sub.	6-8	57-58	-	-	-	1	1639 499
	Except Sub.	6-8	-	55-56	-	-	1	1553 931

NOTE 1: S27 Ser. No. 58005902.

NOTE 2: LP1 Ser. No. LP1-19256.

LP2 Ser. No. LP2-59090.

★ Indicates use as required.

Numerals in parentheses () refer to notes.

Printed in U.S.A.

⊠ Indicates parts not listed in any previous parts book.

Prices and specifications subject to change without notice.

* Indicates change or addition.

1955-58 PASSENGER CAR PARTS LIST

FRAME

CODE	PART NAME AND DESCRIPTION	NO. OF CYL.	PLYMOUTH	DODGE	DESOTO	CHRYSLER AND IMPERIAL	PER CAR	PART NUMBER
	Sub.	6-8	-	55-56	-	-	1	1612 395
	Except Sub.	6-8	-	57-58	-	-	1	1639 487
	Except Est. Wgn.	8	-	-	55 (1)	-	1	1553 915
		8	-	-	55 (2)	-	1	1634 074
	S22, C67, C68, Est. Wgn.	8	-	-	55-56	55-56	1	1612 397
	Except Sub.	8	-	-	57-58	-	1	1639 505
	C67 except Est. Wgn., C68-300	8	-	-	-	55	1	1553 854
	C68 except Est. Wgn.	8	-	-	-	55	1	1612 365
	C69, C70	8	-	-	-	55-56	1	1553 855
	Except C70 and Est. Wgn.	8	-	-	56	56	1	1634 075
	Except Sub., C75, C76, LC1, LC2, LC3	8	-	-	-	57-58	1	1674 916
	Center, IM	8	-	-	-	57	1	*1676 519
	Outer, Right, IM, LY1	8	-	-	-	57-58	1	*1676 520
	Outer, Left, IM, LY1	8	-	-	-	57-58	1	*1676 521
	Center, LY1	8	-	-	-	58	1	Ⓚ1881 716
	Outer, Right, IM	8	-	-	-	57-58	1	1676 520
	Outer, Left, IM	8	-	-	-	57-58	1	1676 521
	Sub.	6-8	57	57-58	57-58	57-58	1	1676 518
	Sub.	6-8	58	-	-	-	1	1820 749
13-66-4	CAP, Right	6-8	-	57-58	-	-	1	1639 488
	Left	6-8	-	57-58	-	-	1	1639 489
13-66-5	SPACER, Wing Guard Bolt Inner, 2 D. Sub.	6-8	55	55	-	-	2	1323 988
	Rear Bumper, except Est. Wgn.	8	-	-	56	-	2	1639 463
13-66-7	SEAL, Rear Bumper (specify 1242 974) (sold by the foot)	6-8	55-56	55-56	55-56	55-56	★	---- ---
	PAD, Rear Bumper Stone Deflector (specify 1242 974) (sold by the foot)	6-8	55-56	-	-	-	★	---- ---
13-66-11	WELT, Rear Bumper Stone Deflector Sub. (specify 1302 359) (sold by the foot)	6-8	55-56	55-56	-	-	★	---- ---
13-66-15	PLUG, Step Plate Bolt Hole, Sub.	6-8	57	57	57	57	2	*1730 291
		6-8	58	58	58	58	2	*6012 060
13-66-16	SUPPORT, Face Bar, except Sub., Right	6-8	55	-	-	-	1	1612 354
	Left	6-8	55	-	-	-	1	1612 355
	Sub., Right	6-8	55-56	-	-	-	1	1612 400
	Left	6-8	55-56	-	-	-	1	1612 401
	Except Sub., Right	6-8	56	-	-	-	1	1636 084
	Left	6-8	56	-	-	-	1	1636 085
	Right, except Sub.	6-8	57-58	-	-	-	1	1730 270
	Left, except Sub.	6-8	57-58	-	-	-	1	1730 271
	Right	6-8	-	55-56	-	-	1	1553 942
	Left	6-8	-	55-56	-	-	1	1553 943
	Right, except Sub.	6-8	-	57-58	-	-	1	1674 926
	Left, except Sub.	6-8	-	57-58	-	-	1	1674 927
	Except Est. Wgn., Right	8	-	-	55 (1)	-	1	1611 712
	Left	8	-	-	55 (1)	-	1	1611 713
	Right	6-8	-	-	55 (2)	-	1	1634 070
	Left	6-8	-	-	55 (2)	-	1	1634 071
	S22, Est. Wgn. C67, C68, All, Right	8	-	-	55	55	1	1553 921
	Left	8	-	-	55	55	1	1553 922
	Right, Cv. Cp., Sp. Cl. Cp.	8	-	-	56	-	1	1636 122
	Left	8	-	-	56	-	1	1636 123
	Right, 4 D., Sp. 4 D.	8	-	-	56	-	1	1636 120
	Left	8	-	-	56	-	1	1636 121
	Right, Est. Wgn., S23, C71, C72	8	-	-	56	56	1	1638 030
	Left	8	-	-	56	56	1	1638 031
	Right, except Sub.	8	-	-	57-58	-	1	1730 278
	Left, except Sub.	8	-	-	57-58	-	1	1730 279
	Right, C71, C72, 4 D., Sp. 4 D., C73 All	8	-	-	-	56	1	1636 124
	Left	8	-	-	-	56	1	1636 125
	Right, Cv. Cp., Sp. Cl. Cp., C71, C72	8	-	-	-	56	1	1636 126
	Left	8	-	-	-	56	1	1636 127

NOTE 1: UP TO
 S21 50352997
 S22 55227272

NOTE 2: ALSO FROM TO AFTER
 S21 50352797 50352616 50352997
 S22 55223790 55226887 55227272

★ Indicates use as required. Numerals in parentheses () refer to notes. Printed in U.S.A.
 Ⓚ Indicates parts not listed in any previous parts book. Prices and specifications subject to change without notice.
 Nov. 10, 1958 Supersedes Jan. 30, 1958. Page 13-22 * Indicates change or addition.

PASSENGER CAR PARTS LIST 1955-58

CODE	PART NAME AND DESCRIPTION	NO. OF CYL.	PLYMOUTH	DODGE	DESOTO	CHRYSLER AND IMPERIAL	PER CAR	PART NUMBER
	Right, C69, C70	8	-	-	-	55-56	1	1553 929
	Left	8	-	-	-	55-56	1	1553 930
	Right, except Sub., C75, C76, LC1, LC2, LC3	8	-	-	-	57-58	1	1734 394
	Left, except Sub., C75, C76, LC1, LC2, LC3	8	-	-	-	57-58	1	1734 395
	Right, Inner, IM, LY1	8	-	-	-	57-58	1	1730 296
	Left, Inner, IM, LY1	8	-	-	-	57-58	1	1730 297
	Right, Outer, IM, LY1	8	-	-	-	57-58	1	1730 308
	Left, Outer, IM, LY1	8	-	-	-	57-58	1	1730 309
	Right, Sub.	6-8	57	57	57	57	1	1730 338
	Left, Sub.	6-8	57	57	57	57	1	1730 339
	Right, Sub.	6-8	58	58	58	58	1	1828 934
	Left, Sub.	6-8	58	58	58	58	1	1828 935
13-66-18	SPACER, Rear Bumper Support to Frame, C73 Sub.	8	-	-	-	56	★	121 458
	Except Sub., C75, C76, LC1, LC2, LC3	6-8	57	-	-	-	4	1135 668
		8	-	-	-	57-58	2	1737 337
13-66-19	BOLT, Rear Bumper Guard, Inner, Short, C67, C68	8	-	-	55	55	2	1551 098
	Rear Bumper Face Bar Support	6-8	55-58	55-58	55-58	55-58	★	1551 097
	Rear Bumper Face Bar Support, Inner	8	-	56	55-56	-	★	1551 766
	Sub.	6-8	-	55-56	-	-	★	1551 766
13-66-20	WASHER, Rear Bumper Lock	6-8	55-58	55-58	55-58	55-58	★	1137 795
13-66-21	REINFORCEMENT, Support to Frame, except Sub.	6-8	57-58	-	-	-	2	1730 272
	Sub.	6-8	57-58	-	-	-	2	1737 431
	Sub.	8	-	-	57-58	57-58	2	1735 742
	Right, IM, LY1	8	-	-	-	57-58	1	1735 728
	Left, IM, LY1	8	-	-	-	57-58	1	1735 729
13-66-22	EXTENSION, Rear Bumper Face Bar Support, Right, S22, Est. Wgn., C67, C68, All	8	-	-	55	55	1	1553 927
	Left	8	-	-	55	55	1	1553 928
	C69, C70	8	-	-	-	55	2	1553 917
13-66-36	NUT, Reinforcement Weld, IM	8	-	-	-	57	2	1672 482
13-66-38	PLATE, Rear Bumper to Quarter Panel Splash	8	-	-	55	-	2	1634 048
13-66-55	PLATE, Trim, Right, IM	8	-	-	-	57	1	1730 292
	Left, IM	8	-	-	-	57	1	1730 293
13-66-56	NUT, Trim Plate, w/RETAINER, IM	8	-	-	-	57	4	6010 006
13-66-64	BRACKET, Rear Bumper to Quarter Panel Right	6-8	-	-	55 (1)	-	1	1634 068
	Left	6-8	-	-	55 (1)	-	1	1634 069
	Right, Bumper to Support, S23, C71, C72, Est. Wgn.	8	-	-	56	56	1	1638 028
	Left	8	-	-	56	56	1	1638 029
13-66-76	SEAL, Rear Bumper Side (specify 313 073) (sold by the foot)	8	-	-	55	-	★	----
13-66-79	RETAINER, Rear Bumper to Body, S23, C71, C72, Est. Wgn.	8	-	-	56	55-56	1	1620 903
13-66-93	BOLT, Rear Bumper Support to Frame, except Sub.	6-8	57-58	57-58	57-58	-	4	181 727
	C75, C76, except Sub.	8	-	-	-	57-58	4	181 730
	STUD, Sub., IM	6-8	57-58	57-58	57-58	57-58	4	*1639 477
	LY1	8	-	-	-	58	4	*1639 477
13-66-95	WASHER, Support to Frame Plain	6-8	57-58	57-58	57-58	57-58	★	*1616 746
13-66-106	DEFLECTOR, Rear Bumper Stone, except Sub.	6-8	55	-	-	-	1	1593 662
	Sub.	6-8	55	-	-	-	1	1609 500
	Right, except Sub.	6-8	56	-	-	-	1	1655 268
	Left	6-8	56	-	-	-	1	1655 269
	Right, Sub.	6-8	56	-	-	-	1	1646 462
	Left	6-8	56	-	-	-	1	1646 463
	Right, except Sub.	6-8	57-58	-	-	-	1	*1836 063
	Left, except Sub.	6-8	57-58	-	-	-	1	1697 635

NOTE 1: ALSO FROM TO AFTER
 S21 50352797 50352616 50352997
 S22 55223790 55226887 55227272

PASSENGER CAR PARTS LIST 1955-58

FRAME

CODE	PART NAME AND DESCRIPTION	NO. OF CYL.	PLYMOUTH	DODGE	DESOTO	CHRYSLER AND IMPERIAL	PER CAR	PART NUMBER
	Right, except Sub.	6-8	-	55-56	-	-	1	1578 756
	Left.	6-8	-	55-56	-	-	1	1578 757
	Right, Sub.	6-8	-	55-56	-	-	1	1609 504
	Left.	6-8	-	55-56	-	-	1	1609 505
	Right, Side, S22, S23, C71, C72, Est. Wgn., C67, C68, All	8	-	-	55-56	55-56	1	1597 203
	Left, Side	8	-	-	55-56	55-56	1	1597 204
	Except Est. Wgn. UP TO	8	-	-	55-56 (1)	-	1	1650 239
	Except Est. Wgn., AFTER	8	-	-	56 (1)	-	1	1750 679
	Right, C69, C70	8	-	-	-	55	1	1598 420
	Left, C69, C70	8	-	-	-	55	1	1598 421
	C71, C72, C73, except Sp. 4 D. and Est. Wgn.	8	-	-	-	56	1	1650 575
13-66-110	FASTENER, Rear Bumper Deflector, S22 Est. Wgn., C67, C68, C69, C70, All	8	-	-	5E	55	6	1620 455
13-66-112	"J" NUT, Rear Bumper Stone Deflector to Body, C67, C68, C69	8	-	-	-	55	★	1620 455
13-66-113	SCREW, Stone Deflector, w/WASHER, S23, C69, C71, C72, Est. Wgn.	6-8	57-58	-	55-56	55-56	6	6000 139
13-66-116	SHIM (specify 313 073) (sold by the foot)	6-8	55-56	55-56	55-56	55-56	★	---- ---
	Stone Deflector to Deck Opening Lower Panel	6-8	-	55-56	-	-	1	1628 741
	SEAL, Rear Bumper Stone Deflector to Bumper, Est. Wgn.	8	-	-	55-56	55-56	★	1547 302
	SEAL, Rear Bumper Stone Deflector (specify 1242 974) (sold by the foot)	8	-	-	55-56	55-56	★	---- ---
	ANTI-SQUEAK, Rear Bumper Stone Deflector (specify 313 073) (sold by the foot)	8	-	-	55-56	55-56	★	---- ---
13-66-120	NUT, Rear Bumper Stone Deflector, w/WASHER	6-8	55-56	-	-	-	★	1544 368
	To Reinforcement, except Sub.	6-8	58	-	-	-	2	6006 035
13-66-130	SKIRT, except Sub.	6-8	57	-	-	-	1	1639 500
	Except Sub.	6-8	58	-	-	-	1	1820 061
	Except Sub., C75, C76, LC1, LC2, LC3.	8	-	-	-	57-58	1	1674 917
13-66-131	SUPPORT, Skirt, except Sub.	6-8	57-58	-	-	-	2	1730 277
	Right, except Sub., C75, C76, LC1, LC2, LC3	8	-	-	-	57-58	1	1734 396
	Left, except Sub., C75, C76, LC1, LC2, LC3.	8	-	-	-	57-58	1	1734 397
	Right, Outer, except Sub., C75, C76, LC1, LC2, LC3.	8	-	-	-	57-58	1	1734 368
	Left, Outer, except Sub., C75, C76, LC1, LC2, LC3.	8	-	-	-	57-58	1	1734 399
13-66-132	BOLT, Skirt, except Sub., UP TO	6-8	57 (2)	-	-	-	2	1730 291
	Except Sub., AFTER	6-8	57-58 (2)	-	-	-	2	1737 430
	Except Sub.	6-8	58	-	-	-	2	1737 430
	Except Sub., C75, C76	8	-	-	-	57	4	1551 097
13-66-135	STABILIZER, except Sub.	6-8	57-58	-	-	-	2	1730 283
	IM, UP TO	8	-	-	-	57 (3)	2	*1730 299
13-66-136	BRACKET, Stabilizer, except Sub., UP TO	6-8	57-58 (4)	-	-	-	2	*1730 285
13-66-137	BOLT, Stabilizer, except Sub.	6-8	57-58	-	-	-	2	1551 097
13-66-138	NUT, Stabilizer Bolt, except Sub.	6-8	57	-	-	-	2	*1730 301
	IM, UP TO	6-8	58	-	-	-	2	B6012 007
13-66-139	SCREW, Stabilizer, w/WASHER	6-8	58	-	-	57-58 (3)	★	1730 300
13-66-146	PLATE, Step, 4 D. Sub., 3 Seat	6-8	57-58	57-58	57-58	57-58	2	6012 023
13-66-147	PAD, Step Plate Tread, 4 D. Sub., 3 Seat	6-8	57-58	57-58	57-58	57-58	2	1735 666
13-66-153	CLOSURE, except Sub., C75, C76, LC1, LC2, LC3	8	-	-	-	57-58	1	1674 918
	Except Sub.	6-8	58	-	-	-	1	1820 102
13-66-154	BOLT, Closure, except Sub., C75, C76, LC1, LC2, LC3	8	-	-	-	57-58	7	1475 900

NOTE 1: S23 Serial No. 55304331

S24 Serial No. 50385851

NOTE 2: P30 Ser. No. 14282600

P31 Ser. No. 16085500

NOTE 3: Imperial Ser. No. C57-10939.

NOTE 4: LP1 Ser. No. LP1-27149.

LP2 Ser. No. LP2-76236.

★ Indicates use as required.

Numerals in parentheses () refer to notes.

Printed in U.S.A.

⊗ Indicates parts not listed in any previous parts book.

Prices and specifications subject to change without notice.

Nov. 10, 1958 Supersedes Jan. 30, 1958.

* Indicates change or addition.

CODE	PART NAME AND DESCRIPTION	NO. OF CYL.	PLYMOUTH	DODGE	DESOTO	CHRYSLER AND IMPERIAL	PER CAR	PART NUMBER
13-68-O BUMPER GUARD								
13-68-1	NUT, Rear Bumper Guard to Tail Pipe Extension Screw, except Sub.	8	-	-	58	-	4	6012 038
13-68-6	GUARD, Front, Right	6-8	55-56	-	-	-	1	1612 384
	Left	6-8	55-56	-	-	-	1	1612 385
	End Cap, Right	6-8	57-58	-	-	-	1	1734 418
	End Cap, Left	6-8	57-58	-	-	-	1	1734 419
	Right	6-8	-	55	-	-	1	1612 360
	Left	6-8	-	55	-	-	1	1612 361
	Right	6-8	-	56	-	-	1	1636 080
	Left	6-8	-	56	-	-	1	1636 081
	Outer Wing, Right	6-8	-	55-56	-	-	1	1616 742
	Left	6-8	-	55-56	-	-	1	1616 743
	Right	8	-	-	55	-	1	1541 620
	Left	8	-	-	55	-	1	1541 621
	Right	8	-	-	56	-	1	1624 286
	Left	8	-	-	56	-	1	1624 287
	Right	8	-	-	57	-	1	1735 646
	Left	8	-	-	57	-	1	1735 647
	Right, LC1, LC2, LC3	8	-	-	58	58	1	*1820 100
	Left, LC1, LC2, LC3	8	-	-	58	58	1	1820 101
	Inner Right, C67	8	-	-	-	55	1	1553 908
	Left	8	-	-	-	55	1	1553 909
	Inner Right, C69, C70, C73	8	-	-	-	55-56	1	1553 862
	Left	8	-	-	-	55-56	1	1553 863
	Outer Right, C69, C70, C73	8	-	-	-	55-56	1	1553 873
	Left	8	-	-	-	55-56	1	1553 874
	Grille, C68	8	-	-	-	55	1	1612 368
	Right, C68-300, C72-300	8	-	-	-	55-56	1	1636 128
	Left	8	-	-	-	55-56	1	1636 129
	Right, Inner, C71	8	-	-	-	56	1	1639 460
	Left	8	-	-	-	56	1	1639 461
	Right, Wing, C71	8	-	-	-	56	1	1639 466
	Left	8	-	-	-	56	1	1639 467
	Grille, C72	8	-	-	-	56	1	1636 119
	Right, C75, C76	8	-	-	-	57	1	1730 360
	Left, C75, C76	8	-	-	-	57	1	1730 361
	Right, Parking Light, LY1	8	-	-	-	58	1	1820 742
	Left, Parking Light, LY1	8	-	-	-	58	1	1820 743
	GUARD, Rear Inner Right, except Sub	6-8	55-56	-	-	-	1	1612 382
	Left	6-8	55-56	-	-	-	1	1612 383
	Outer, Right, except Sub. (use w/1632 594 wing guard)	6-8	55-56	-	-	-	1	1632 596
	Left (use w/1632 595 wing guard)	6-8	55-56	-	-	-	1	1632 597
	Outer Wing, Right except Sub.	6-8	55-56	-	-	-	1	1632 594
	Left	6-8	55-56	-	-	-	1	1632 595
	Outer Wing, Right, Sub.	6-8	55-56	-	-	-	1	1634 062
	Left	6-8	55-56	-	-	-	1	1634 063
	Inner Right, Sub.	6-8	55-56	-	-	-	1	1616 722
	Left	6-8	55-56	-	-	-	1	1616 723
	Wing, except Sub., Right	6-8	57-58	-	-	-	1	1734 400
	Wing, except Sub., Left	6-8	57-58	-	-	-	1	1734 401
	Right, except Sub.	6-8	-	55	-	-	1	1553 952
	Left	6-8	-	55	-	-	1	1553 953
	Right, Sub.	6-8	-	55-56	-	-	1	1612 390
	Left	6-8	-	55-56	-	-	1	1612 391
	Right, except Sub.	6-8	-	56	-	-	1	1636 082
	Left	6-8	-	56	-	-	1	1636 083
	Except Sub.	6-8	-	57-58	-	-	2	1730 318
	GUARD, Inner Right, except Est. Wgn.	8	-	-	55	-	1	1553 950
	Left	8	-	-	55	-	1	1553 951
	Inner Right, S22, S23, C67, C71, C72, Est. Wgn., C68 All	8	-	-	55-56	55-56	1	1612 371
	Left	8	-	-	55-56	55-56	1	1612 372
	Outer Right, except Est. Wgn.	8	-	-	55	-	1	1612 379
	Left	8	-	-	55	-	1	1612 380

★ Indicates use as required.

☐ Indicates parts not listed in any previous parts book.

* Indicates change or addition.

Numerals in parentheses () refer to notes.

Printed in U.S.A.

Prices and specifications subject to change without notice.

1955-58 PASSENGER CAR PARTS LIST

FRAME

CODE	PART NAME AND DESCRIPTION	NO. OF CYL.	PLYMOUTH	DODGE	DESOTO	CHRYSLER AND IMPERIAL	PER CAR	PART NUMBER
	Outer Right, S22, S23, C67, C68, C71, C72, Est. Wgn.	8	-	-	55-56	55-56	1	1612 398
	Left.	8	-	-	55-56	55-56	1	1612 399
	Inner, Right, except Est. Wgn.	8	-	-	56	-	1	1636 090
	Left.	8	-	-	56	-	1	1636 091
	Outer, Right, except Est. Wgn.	8	-	-	56	-	1	1636 098
	Left.	8	-	-	56	-	1	1636 099
	Right, except Sub.	8	-	-	57	-	1	1674 930
	Left, except Sub.	8	-	-	57	-	1	1674 931
	Wing, Right, except Sub.	8	-	-	57	-	1	1730 310
	Left, except Sub.	8	-	-	57	-	1	1730 311
	Right, except Sub.	8	-	-	58	-	1	1820 072
	Left, except Sub.	8	-	-	58	-	1	1820 073
	Right, Wing, except Sub.	8	-	-	58	-	1	1820 772
	Left, Wing, except Sub.	8	-	-	58	-	1	1820 773
	Inner Right, except Est. Wgn., C67.	8	-	-	-	55	1	1553 918
	Left.	8	-	-	-	55	1	1553 919
	Inner Right, C69, C70.	8	-	-	-	55-56	1	1553 856
	Left.	8	-	-	-	55-56	1	1553 857
	Long, except Est. Wgn., C68.	8	-	-	-	55	1	1612 370
	Right, w/Tail Pipe ADAPTER, C69, C70.	8	-	-	-	55-56	1	1616 730
	Left.	8	-	-	-	55-56	1	1616 731
	Outer Wing, Right, except Est. Wgn., C68.	8	-	-	-	55	1	1616 738
	Left.	8	-	-	-	55	1	1616 739
	Inner, Right, C71, C72, except Est. Wgn., C73, All	8	-	-	-	56	1	1636 078
	Left.	8	-	-	-	56	1	1636 079
	Outer, Right, C71, C72, except Est. Wgn.	8	-	-	-	56	1	1634 064
	Left.	8	-	-	-	56	1	1634 065
	Outer, Right, C73 All	8	-	-	-	56	1	1636 094
	Left.	8	-	-	-	56	1	1636 095
	Right, except Sub., C75, C76, LC1, LC2, LC3.	8	-	-	-	57-58	1	1676 524
	Left, except Sub., C75, C76, LC1, LC2, LC3.	8	-	-	-	57-58	1	1676 525
	Sub.	6-8	57	57-58	57-58	57-58	2	*1820 649
	Sub., w/o Back-Up Lights	6-8	58	-	-	-	2	1820 777
	w/Back-Up LIGHTS	6-8	58	-	-	-	2	1820 770
13-68-7	SPUD, Front Bumper, Right, D67, D71	8	-	57	-	-	3	1730 316
	Left, D67, D71.	8	-	57	-	-	3	1730 317
	Right	6-8	-	58	-	-	3	1828 938
	Left.	6-8	-	58	-	-	3	1828 939
13-68-8	BOLT, Inner and Outer Wing Guard.	6-8	55-56	55-56	-	-	4	1551 097
	Front Bumper Tie Bar, C67, C68-300	8	-	-	-	55-56	★	579 719
	Front Inner Guard, C67, C69, C72-300.	8	-	-	56	55-56	★	1551 763
	Rear Outer Guard, S22, Est. Wgn., C68-300.	8	-	-	55-56	55-56	★	1551 763
	Inner, to Bumper, S23, C71, C72, Est. Wgn.	8	-	-	56	56	2	1551 098
	Rear Bumper Wing Guard, except Sub.	8	-	-	57	-	4	126 433
13-68-10	WASHER, Rear Bumper Guard Lock.	6-8	55-58	55-58	55-58	55-58	★	1137 795
13-68-11	SCREW, Parking Light Guard, w/WASHER, LY1	8	-	-	-	58	4	6012 006
13-68-12	PLATE, Rear Bumper Guard, w/Back-Up Lamp BRACKET, Right, C68 except Est. Wgn.	8	-	-	-	55	1	1616 724
	Left.	8	-	-	-	55	1	1616 725
	BRACKET, Rear Bumper Guard Center, C68 except Est. Wgn.	8	-	-	-	55	1	1612 408
	Parking Light Guard, Right, LY1	8	-	-	-	58	1	1820 761
	Left, LY1	8	-	-	-	58	1	1820 762
13-68-17	SPACER, Wing Guard Bolt Inner, Sub.	6-8	55-56	56	-	-	2	1323 988
	Rear Bumper Support Wing Guard.	6-8	56	-	-	-	★	1197 077
	Front Bumper Guard	6-8	57-58	-	-	-	2	1737 356
13-68-19	BAR, Front Bumper Guard, Front Inner Tie, C67	8	-	-	-	55	1	1553 910
	Rear, C67, C68-300	8	-	-	-	55	1	1553 920
	Rear, C69, C70	8	-	-	-	55	1	1611 732
	Front Bumper Guard Tie, C71	8	-	-	-	56	1	1639 462

★ Indicates use as required.

Numerals in parentheses () refer to notes.

Printed in U.S.A.

⊠ Indicates parts not listed in any previous parts book.

Prices and specifications subject to change without notice.

Nov. 10, 1958 Supersedes Jan. 30, 1958.

* Indicates change or addition.

