

GROUP 12 - FENDERS AND SHEET METAL

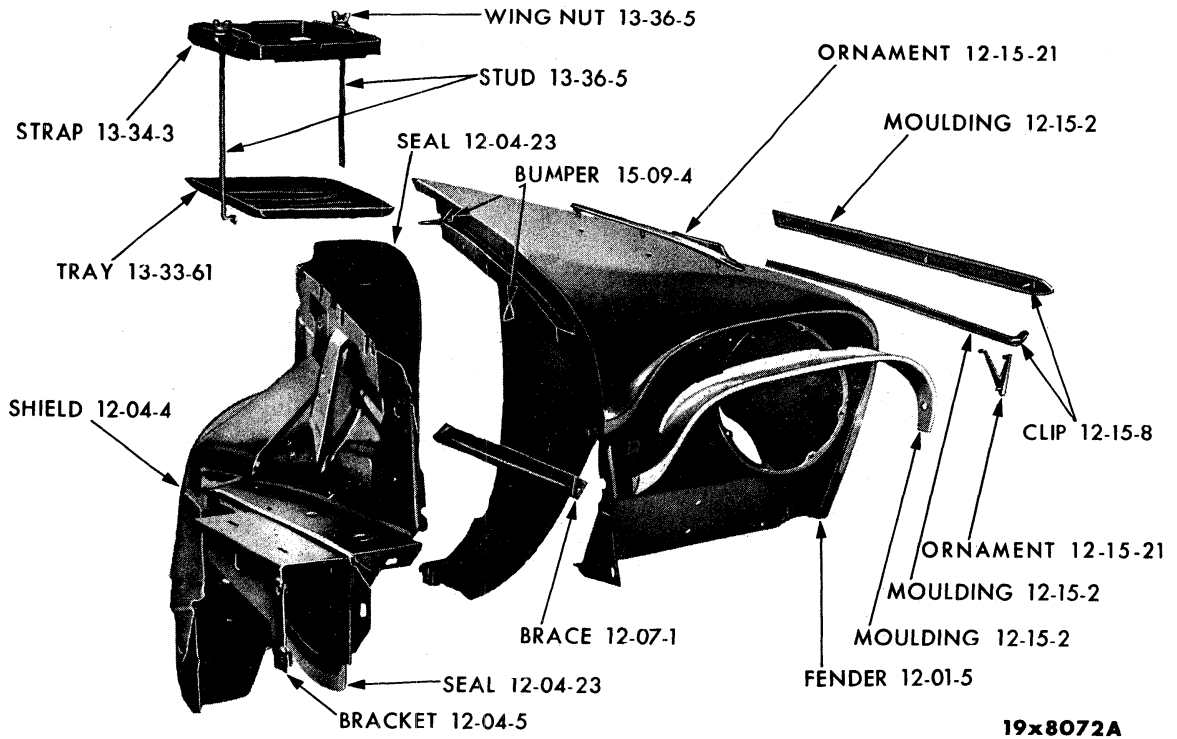


Plate 12-1

FRONT FENDER - PLYMOUTH P30-31

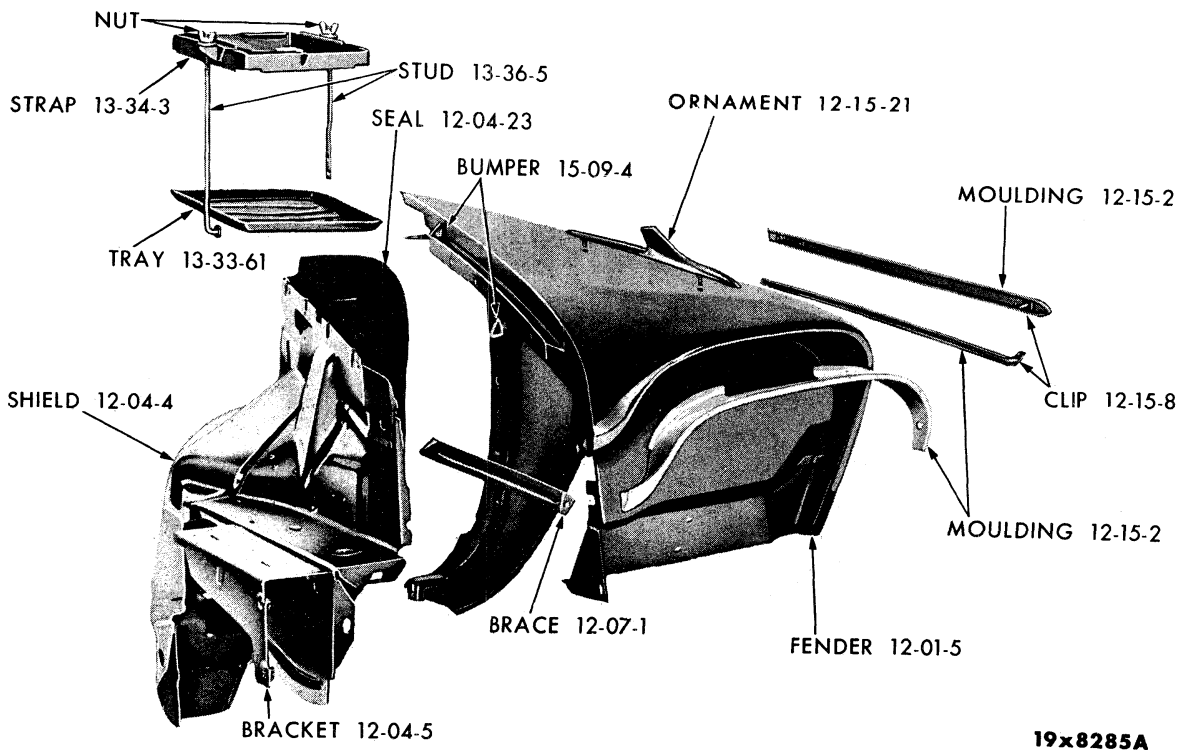


Plate 12-2

FRONT FENDER - PLYMOUTH LP1-2

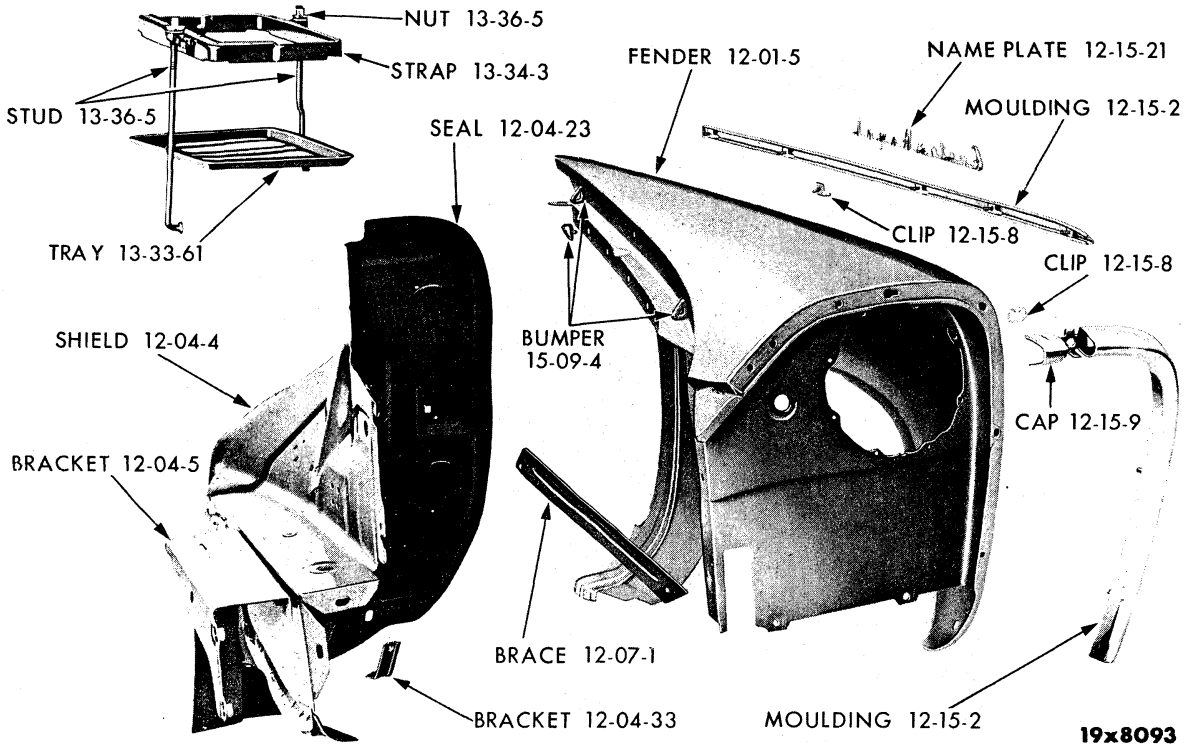


Plate 12-3

FRONT FENDER - DODGE D66-67-70-71-72

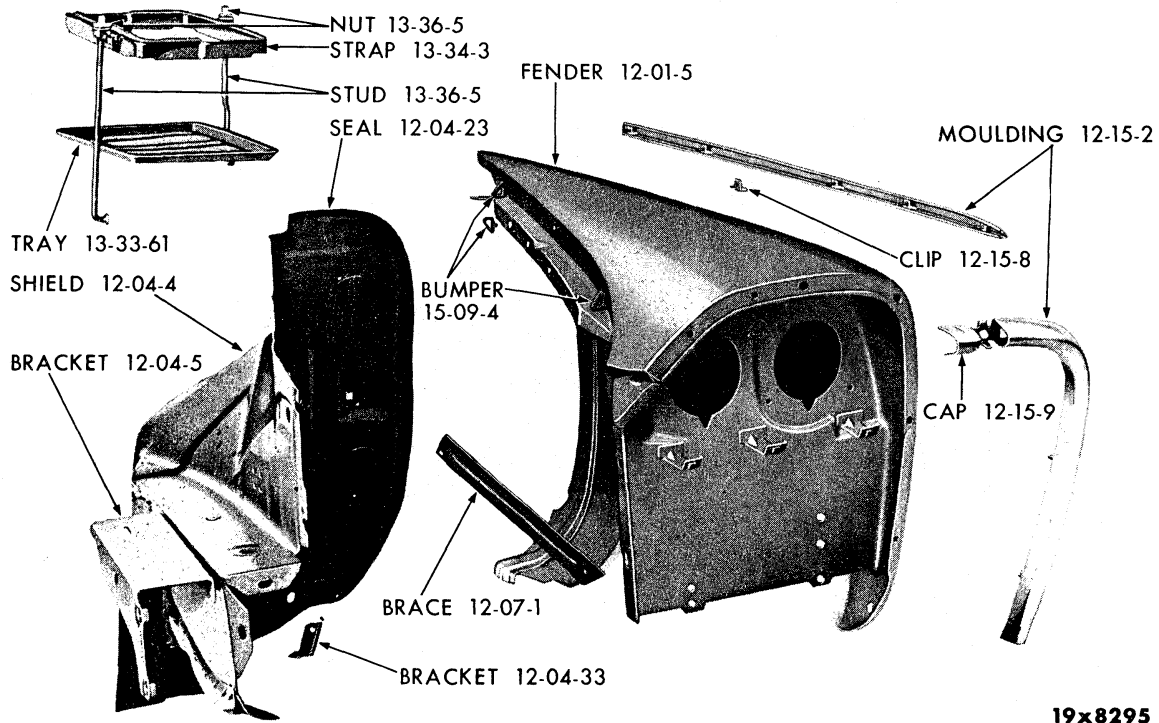


Plate 12-4

FRONT FENDER - DODGE LD1-2-3, LS1, LC1




Plate 12-5

FRONT FENDER - DESOTO S25-26




Plate 12-6

FRONT FENDER - DESOTO LS2-3

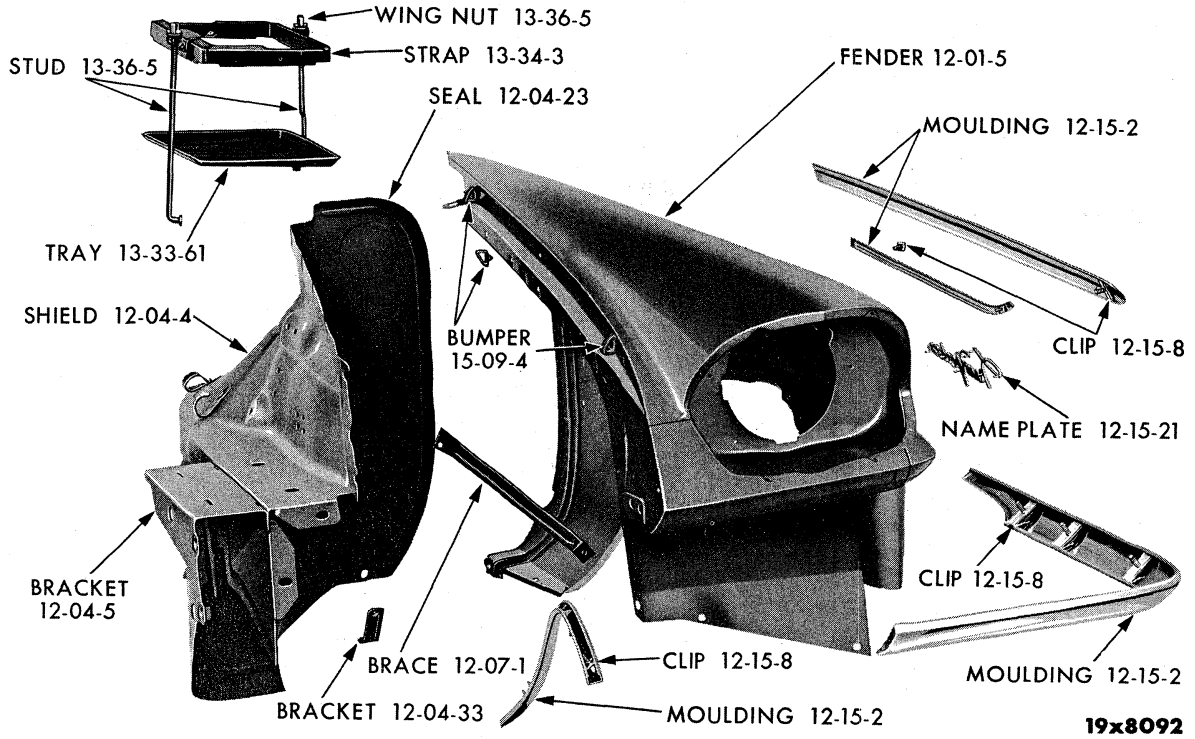


Plate 12-7

FRONT FENDER - CHRYSLER C75-76

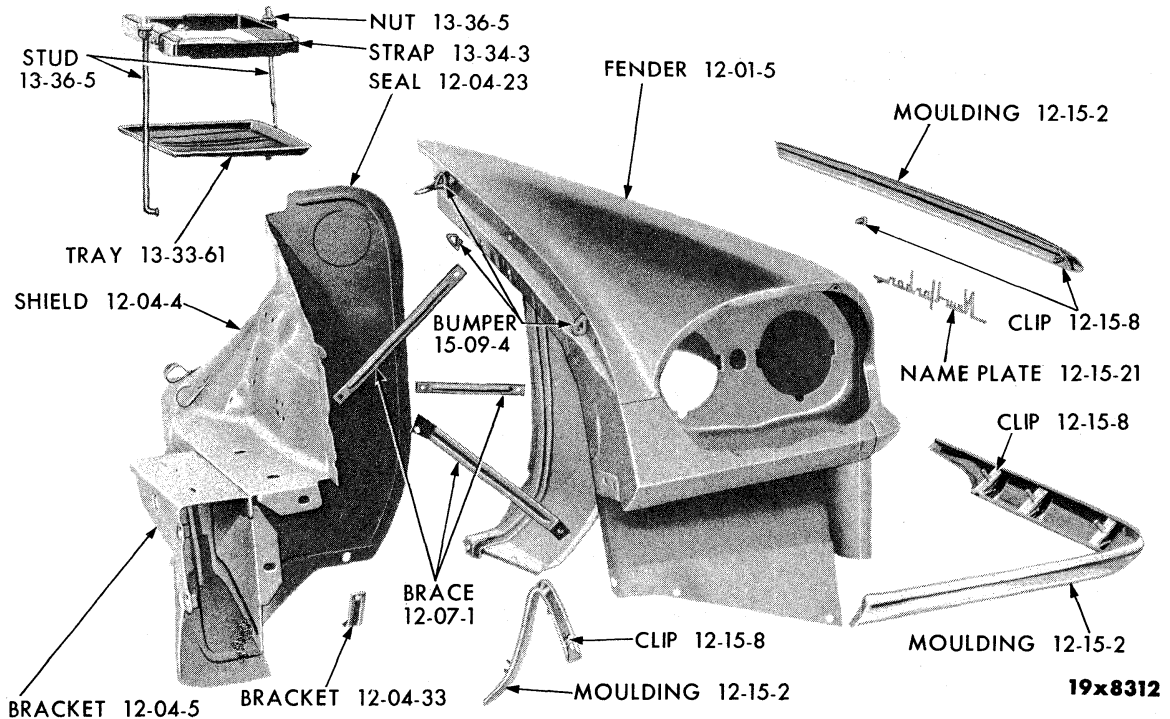


Plate 12-8

FRONT FENDER - CHRYSLER LC2-3




Plate 12-9

FRONT FENDER - IMPERIAL IM-1

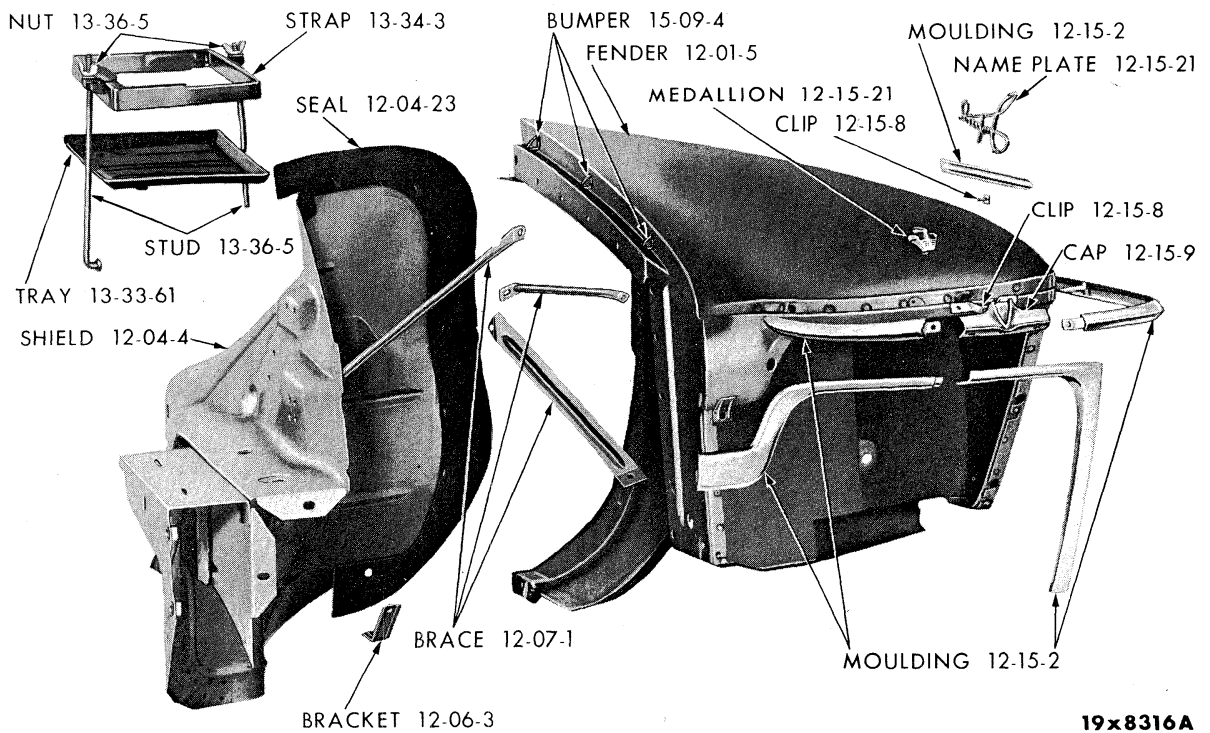


Plate 12-10

FRONT FENDER - IMPERIAL LY1

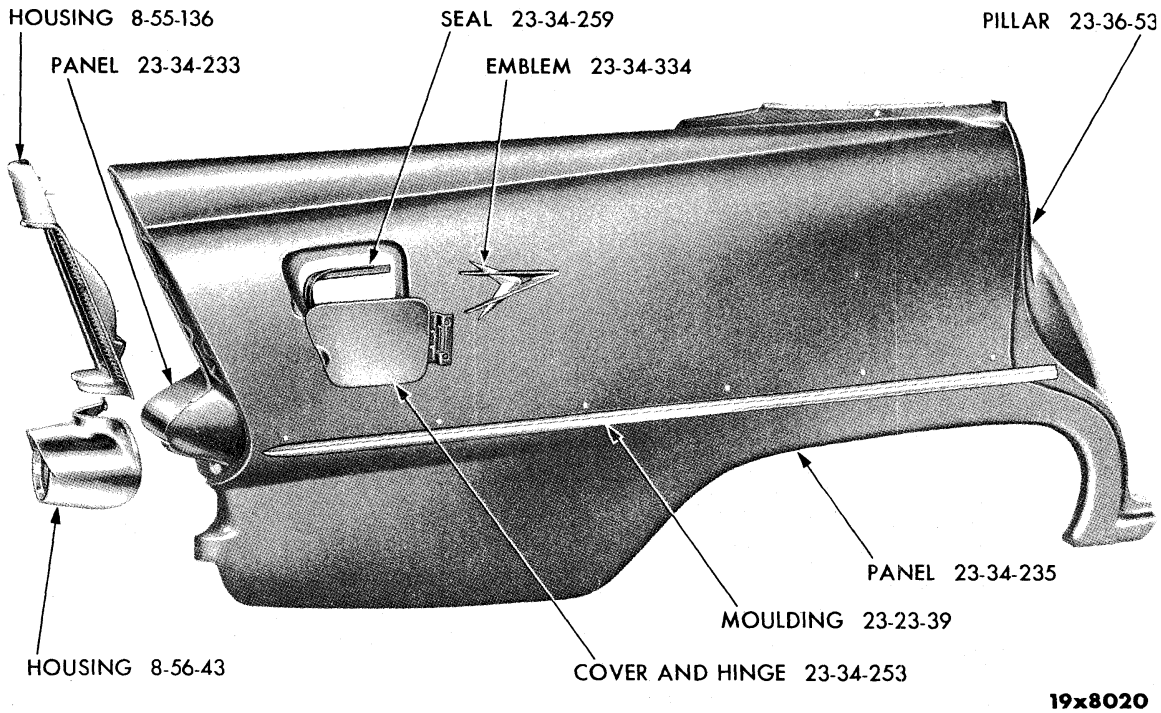


Plate 12-11

REAR QUARTER PANEL AND MOULDINGS - PLYMOUTH P28-29





Plate 12-12

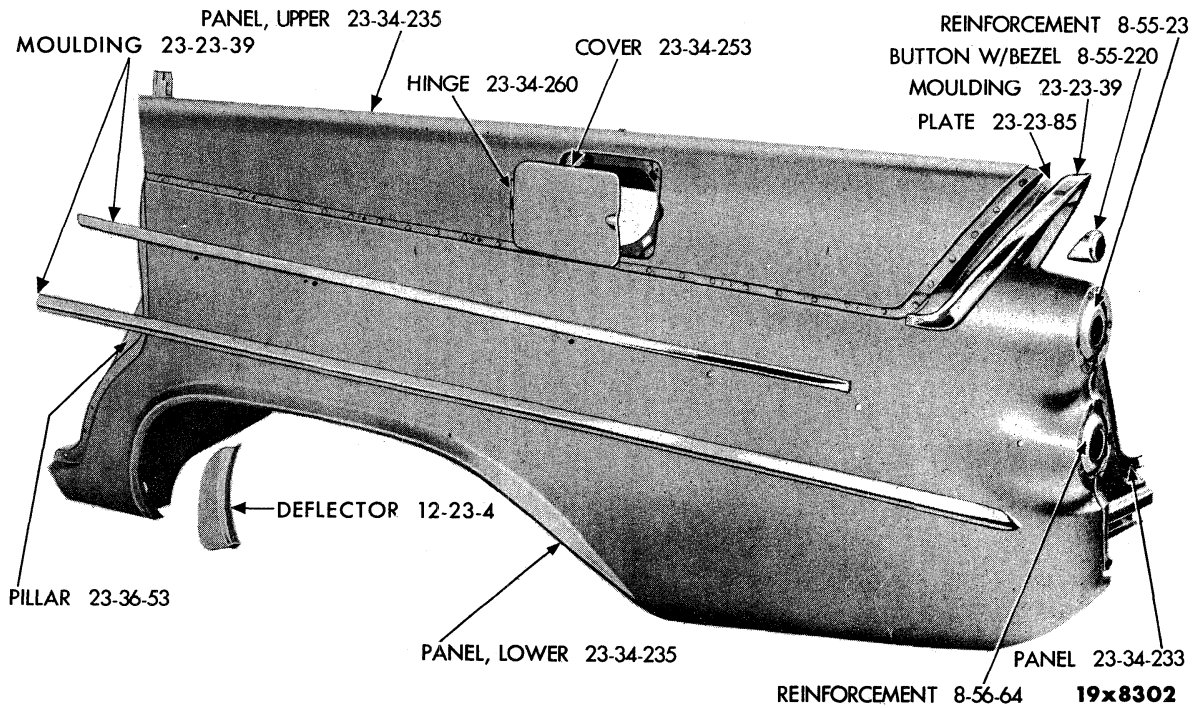
REAR QUARTER PANEL AND MOULDINGS - PLYMOUTH P30-31



19x6992

Plate 12-13

REAR QUARTER PANEL AND MOULDINGS - DODGE D62-63



19x8302

Plate 12-14

REAR QUARTER PANEL AND MOULDINGS - DODGE D66-67-70-71-72

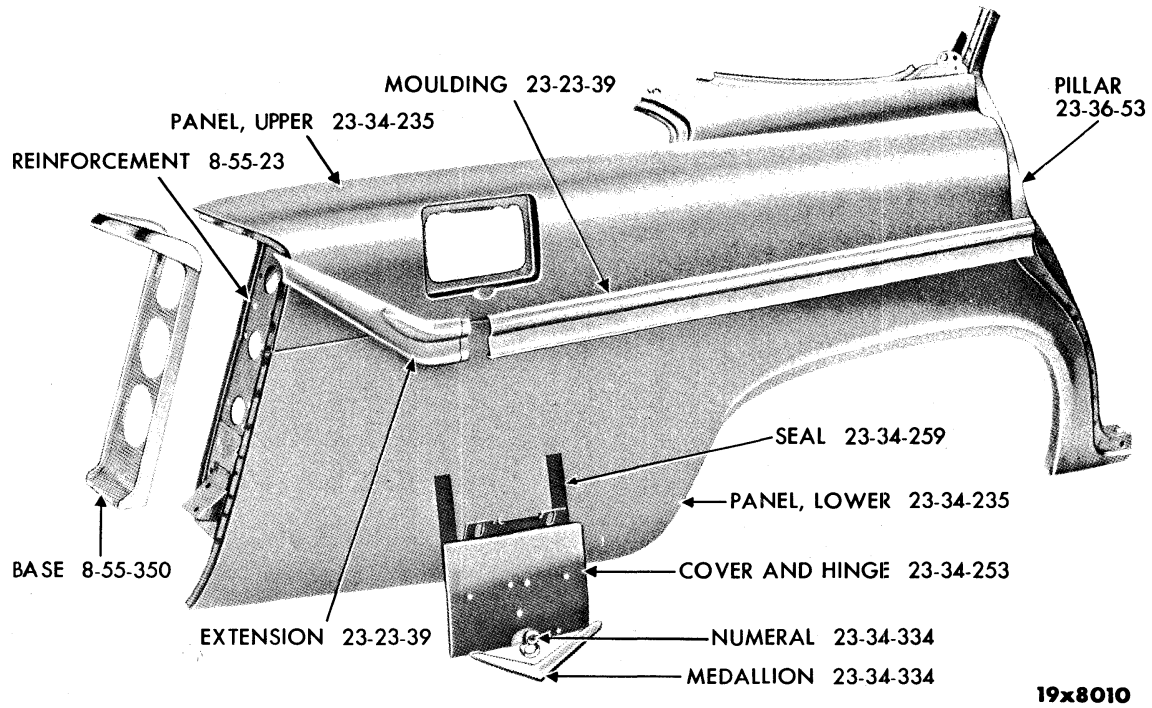


Plate 12-15

REAR QUARTER PANEL AND MOULDINGS - DESOTO S23-24

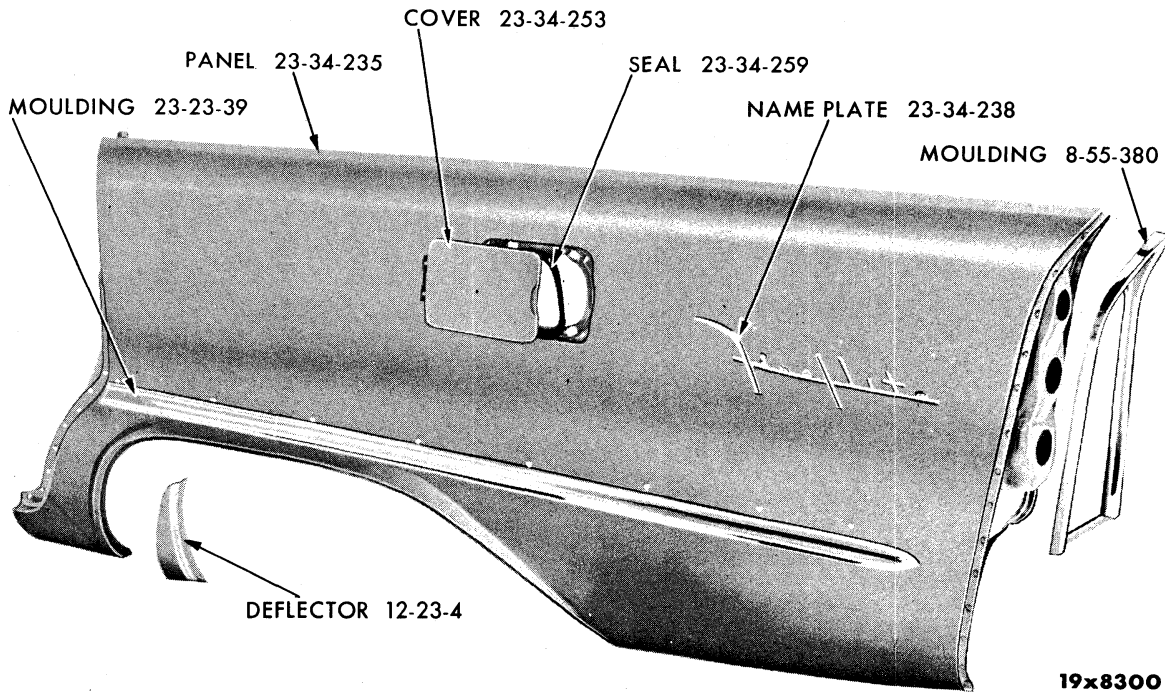


Plate 12-16

REAR QUARTER PANEL AND MOULDINGS - DESOTO S25-26-27



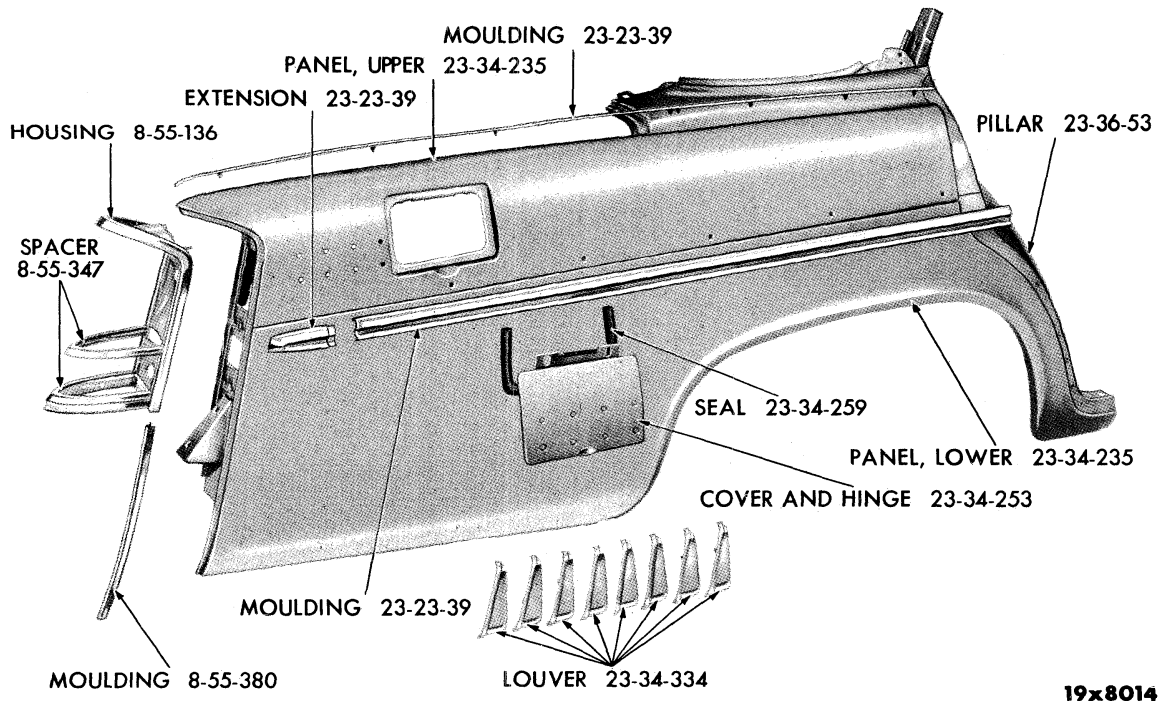


Plate 12-17

REAR QUARTER PANEL AND MOULDINGS - CHRYSLER C71-72

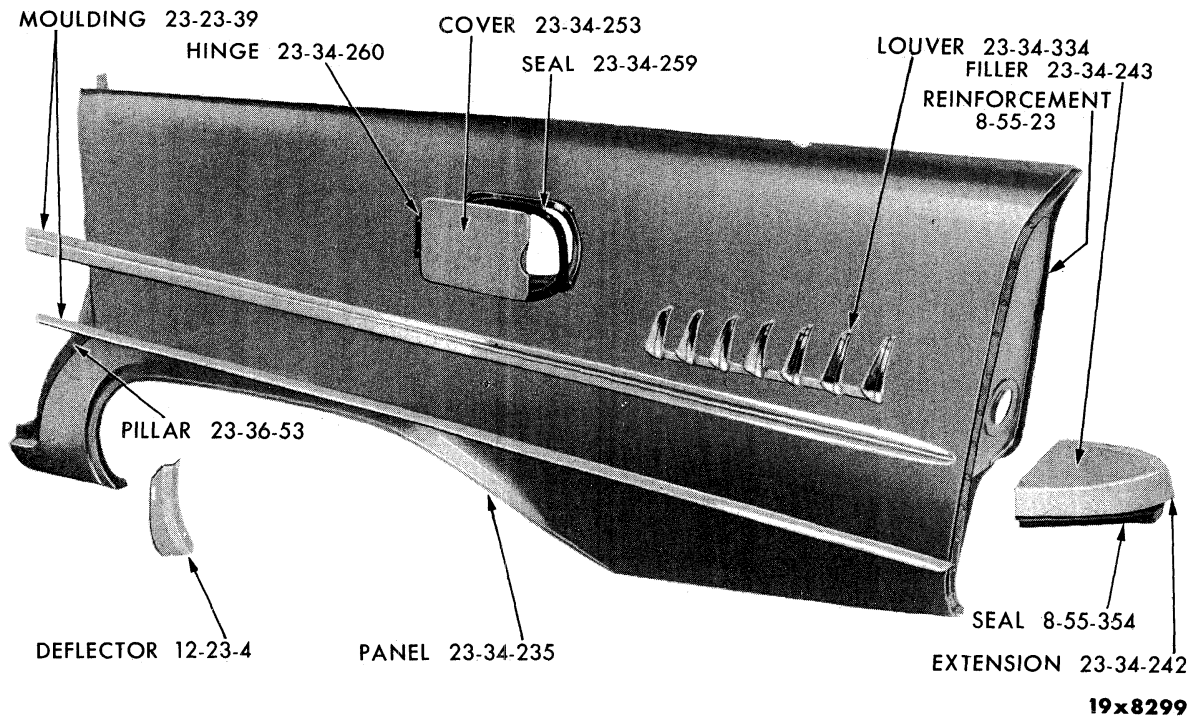
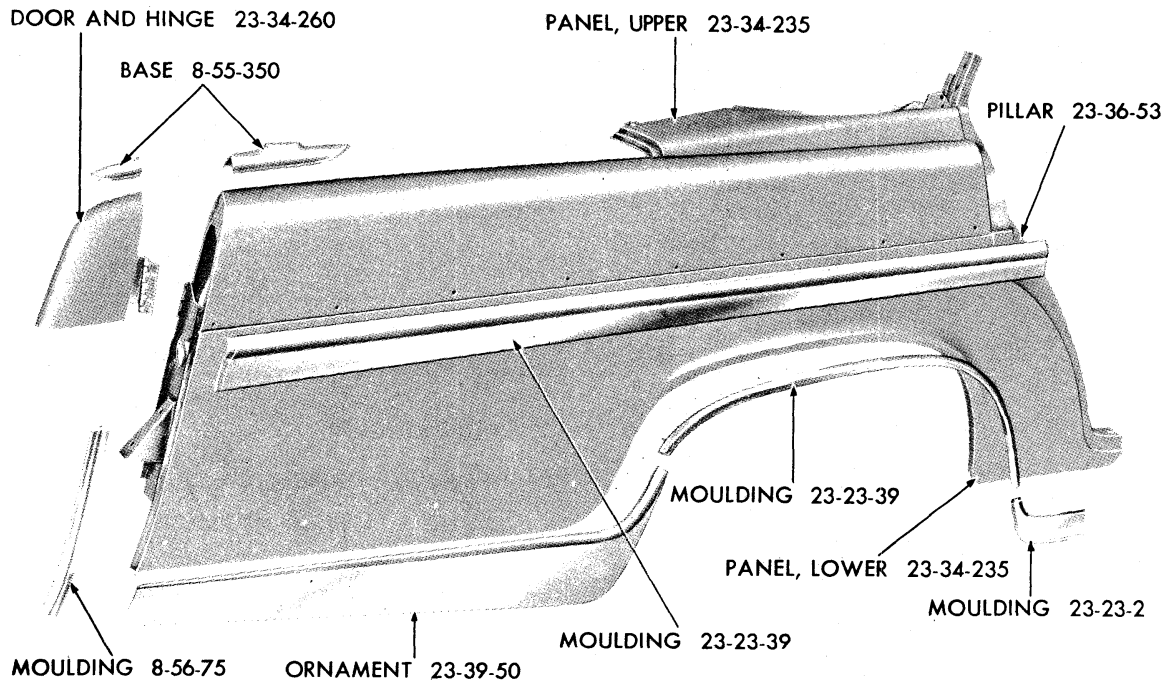


Plate 12-18

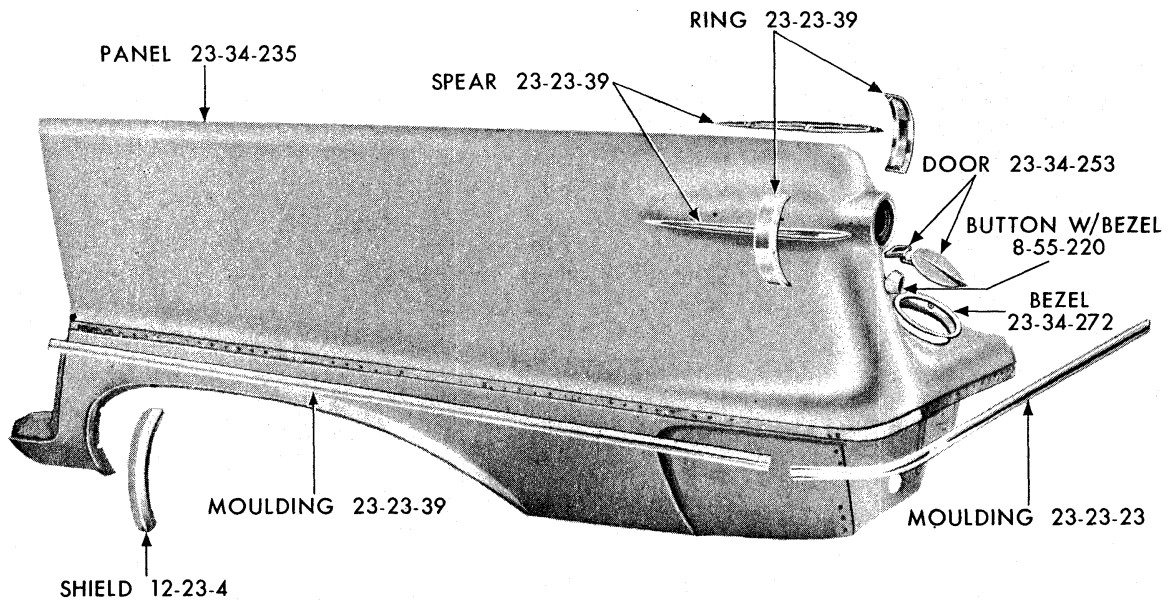
REAR QUARTER PANEL AND MOULDINGS - CHRYSLER C75-76



19x8012

Plate 12-19

REAR QUARTER PANEL AND MOULDINGS - IMPERIAL C70-73



19x8301

Plate 12-20

REAR QUARTER PANEL AND MOULDINGS - IMPERIAL IM-1

CODE	PART NAME AND DESCRIPTION	NO. OF CYL.	PLYMOUTH	DODGE	DESOTO	CHRYSLER AND IMPERIAL	PER CAR	PART NUMBER
12-01-5	FENDER, Right (also specify 1-1599 514 Extension, Rt., and 1-1689 818 Park and Turn Signal Lamp Rt.) . . . . .	6-8	55-56	-	-	-	1	1656 000
	Left (also specify 1-1599 515 Extension, Lt., and 1-1689 819 Park and Turn Signal Lamp Lt.) . . . . .	6-8	55-56	-	-	-	1	1656 001
	Right . . . . .	6-8	57	-	-	-	1	1686 294
	Left . . . . .	6-8	57	-	-	-	1	1686 295
	Right . . . . .	6-8	58	-	-	-	1	1754 320
	Left . . . . .	6-8	58	-	-	-	1	1754 321
	Right (also specify 1-1599 304 Extension, Rt.) . . . . .	6-8	-	55-56	-	-	1	1624 365
	Left (also specify 1-1599 305 Extension, Lt.) . . . . .	6-8	-	55-56	-	-	1	1624 366
	Right . . . . .	6-8	-	57	-	-	1	1686 806
	Left . . . . .	6-8	-	57	-	-	1	1686 807
	Right . . . . .	6-8	-	58	-	-	1	1832 228
	Left . . . . .	6-8	-	58	-	-	1	1832 229
	Right . . . . .	8	-	-	55-56	-	1	1686 166
	Left . . . . .	8	-	-	55-56	-	1	1686 167
	Right, w/Single Headlamp, S25, S26 . . . . .	8	-	-	57	-	1	1624 908
	Left, w/Single Headlamp, S25, S26 . . . . .	8	-	-	57	-	1	1624 909
	Right, w/Dual Headlamp, S25, S26 . . . . .	8	-	-	57	-	1	1754 248
	Left, w/Dual Headlamp, S25, S26 . . . . .	8	-	-	57	-	1	1754 249
	Right, S27 . . . . .	8	-	-	57	-	1	1686 706
	Left, S27 . . . . .	8	-	-	57	-	1	1686 707
	Right, LS1 . . . . .	8	-	-	58	-	1	1754 636
	Left, LS1 . . . . .	8	-	-	58	-	1	1754 637
	Right, LS2, LS3 . . . . .	8	-	-	58	-	1	1754 248
	Left, LS2, LS3 . . . . .	8	-	-	58	-	1	1754 249
	Right, C67, C68-300, C72-300 . . . . .	8	-	-	-	55-56	1	1686 070
	Left, C67, C68-300, C72-300 . . . . .	8	-	-	-	55-56	1	1686 071
	Right, C68 . . . . .	8	-	-	-	55	1	1599 982
	Left, C68 . . . . .	8	-	-	-	55	1	1599 983
	Right, C69, C70 . . . . .	8	-	-	-	55	1	1541 505
	Left, C69, C70 . . . . .	8	-	-	-	55	1	1541 506
	Right, C70 . . . . .	8	-	-	-	56	1	1686 021
	Left, C70 . . . . .	8	-	-	-	56	1	1686 022
	Right, C71, C72 . . . . .	8	-	-	-	56	1	1624 441
	Left, C71, C72 . . . . .	8	-	-	-	56	1	1624 442
	Right, C73 . . . . .	8	-	-	-	56	1	1624 194
	Left, C73 . . . . .	8	-	-	-	56	1	1624 195
	Right, w/Single Headlamp, C75, C76 . . . . .	8	-	-	-	57	1	1624 638
	Left, w/Single Headlamp, C75, C76 . . . . .	8	-	-	-	57	1	1624 639
	Right, w/Dual Headlamp, C75, C76 . . . . .	8	-	-	-	57	1	1624 662
	Left, w/Dual Headlamp, C75, C76 . . . . .	8	-	-	-	57	1	1624 663
	Right, w/Single Headlamp, C76-300 . . . . .	8	-	-	-	57	1	1686 396
	Left, w/Single Headlamp, C76-300 . . . . .	8	-	-	-	57	1	1686 397
	Right, w/Dual Headlamp, C76-300 . . . . .	8	-	-	-	57	1	1686 610
	Left, w/Dual Headlamp, C76-300 . . . . .	8	-	-	-	57	1	1686 611
	Right, IM, LY1 . . . . .	8	-	-	-	57-58	1	*1754 410
	Left, IM, LY1 . . . . .	8	-	-	-	57-58	1	*1686 431
	Right, LC1 . . . . .	8	-	-	-	58	1	1754 906
	Left, LC1 . . . . .	8	-	-	-	58	1	1754 907
	Right, LC2, LC3 . . . . .	8	-	-	-	58	1	1754 842
	Left, LC2, LC3 . . . . .	8	-	-	-	58	1	1754 843
	Right, LC3-300 . . . . .	8	-	-	-	58	1	1686 610
	Left, LC3-300 . . . . .	8	-	-	-	58	1	1686 611
12-01-7	PANEL, Two Tone Paint, Right, D63-1, Sp. 4D., Sp. Cl. Cp., D63-2 except Sub., D63 All . . . . .	8	-	56	-	-	1	1656 122
	Left, D63-1, Sp. 4 D., Sp. Cl. Cp., D63-2 except Sub., D63 All . . . . .	8	-	56	-	-	1	1656 123
	PANEL, Lower, Right, C76-300, LC3-300 . . . . .	8	-	-	-	57-58	1	1686 688
	Left, C76-300, LC3-300 . . . . .	8	-	-	-	57-58	1	1686 689

★ Indicates use as required.

Numerals in parentheses ( ) refer to notes.

Printed in U.S.A.

☐ Indicates parts not listed in any previous parts book.

Prices and specifications subject to change without notice.

\*Indicates change or addition.

## 1955-58 PASSENGER CAR PARTS LIST

FENDERS AND  
SHEET METAL

CODE	PART NAME AND DESCRIPTION	NO. OF CYL.	PLYMOUTH	DODGE	DESOTO	CHRYSLER AND IMPERIAL	PER CAR	PART NUMBER
12-01-11	CLIP, Lower Panel to Grille Panel, LC3-300.	8	-	-	-	58	2	6010 132
12-01-12	STUD, Fender to Cowl Mounting Bracket . . .	6-8	55	55	56	-	2	1434 810
		8	-	-	55	55-56	2	674 788
	To Pillar . . . . .	6-8	55-56	56	55-56	-	4	674 788
	To Sill . . . . .	6-8	-	55	-	-	2	1434 810
	To Cowl, C75, C76 . . . . .	6-8	57	57	57	57	2	6010 033
	To Cowl, C75, C76 . . . . .	8	-	-	57	57	2	6010 036
	Side Shield to Yoke . . . . .	6-8	57	-	-	-	2	1434 810
	To Cowl, Upper Rear . . . . .	6-8	58	58	58	-	2	6010 033
		8	-	-	58	-	2	6010 036
	Upper Front . . . . .	6-8	-	58	58	58	2	6010 036
	Shield to Yoke . . . . .	6-8	58	-	-	-	2	6010 036
	To Cowl Bracket . . . . .	8	-	-	-	58	2	6010 036
	Screw, w/WASHER, Fender to Pillar . . . . .	6-8	55	55	55	55	2	1624 098
	To Sill . . . . .	6-8	55	55	-	55	2	1624 098
	To Cowl . . . . .	6-8	55	55	-	-	2	1624 098
	To Cowl . . . . .	6-8	56	-	-	-	2	1682 077
	Bracket to Cowl . . . . .	6-8	56	56	-	-	2	1683 007
	Shield to Yoke . . . . .	6-8	-	57	57	-	2	6010 018
	To Cowl Mounting Bracket . . . . .	6-8	56	56	-	-	2	*1599 762
	To Cowl . . . . .	6-8	57	57	57	57	2	*1347 616
	To Cowl, Lower Rear . . . . .	6-8	57	57	57	57	2	6010 018
	To Yoke . . . . .	8	-	-	57	57	2	1347 616
	To Sill, IM . . . . .	8	-	-	-	57	2	1347 616
	To Cowl, Upper . . . . .	6-8	58	-	-	-	2	6010 019
	Lower . . . . .	6-8	-	58	58	58	2	6010 018
	Upper . . . . .	8	-	-	-	58	2	6010 058
	Front Bracket to No. 1 Hold Down Bracket . .	6-8	58	58	58	-	2	6010 018
	To Stabilizer Bracket . . . . .	6-8	58	-	-	-	2	6012 023
	Shear Panel to Headlamp Base Bracket, LY .	8	-	-	-	58	2	6010 019
	Shear Panel to Yoke, LY . . . . .	8	-	-	-	58	2	6010 019
12-01-15	NUT, to Radiator Stone Deflector . . . . .	6-8	-	56	-	-	2	6010 147
	"V" Ornament . . . . .	8	57	-	-	-	6	*6006 024
	Stone Deflector to Extension . . . . .	8	-	-	58	-	4	6010 006
	Shield to Fender . . . . .	8	-	-	-	58	8	6010 006
	To Sill Bracket, LY . . . . .	8	-	-	-	58	2	6010 006
12-01-16	WASHER, to Cowl Mounting Bracket . . . . .	8	-	-	56	55-56	★	1239 880
		8	-	-	56	56	★	1561 065
	To Cowl . . . . .	6-8	57	57-58	57-58	57-58	2	*1832 147
	To Cowl, Upper Rear, S27 . . . . .	6-8	-	57-58	57-58	-	2	*1561 065
	Lower Rear . . . . .	6-8	58	-	-	-	2	669 896
12-01-57	GUSSET, Headlamp Plate to Stone Deflector .	6-8	57-58	-	-	-	2	1624 772
12-01-71	SPACER, Ornament . . . . .	6-8	57	-	-	-	4	*6010 083
	Top Ornament . . . . .	6-8	58	-	-	-	4	6010 088
		8	-	55	-	-	2	*1335 338
12-01-72	CLIP, D55-3 . . . . .	8	-	55	-	-	★	*1573 481
	Front, IM, LY1 . . . . .	8	-	-	-	57-58	4	*6000 050
	Medallion, IM . . . . .	8	-	-	-	57	2	6010 055
	LY . . . . .	8	-	-	-	58	2	6000 355
12-01-73	STUD, Air Scoop Ornament, C76-300, LC3-300 . . . . .	8	-	-	-	57-58	12	*6010 020
	STUD, Ornament, S25, S26 . . . . .	6-8	57	-	57	-	★	*6010 020
12-01-75	NUT, Top Ornament, S25, S26 . . . . .	6-8	57	-	57	-	★	1621 895
	Top, Ornament . . . . .	6-8	58	-	-	-	4	6006 144
12-01-79	EXTENSION, Air Scoop, Right, C76-300, LC3-300, Chrome . . . . .	8	-	-	-	57-58	1	*1686 728
	Left, C76-300, LC3-300, Chrome . . . . .	8	-	-	-	57-58	1	*1686 729
	Right, C76-300, LC3-300, Red . . . . .	8	-	-	-	57-58	1	*1686 568
	Left, C76-300, LC3-300, Red . . . . .	8	-	-	-	57-58	1	*1686 569

★ Indicates use as required.

Numerals in parentheses ( ) refer to notes.

Printed in U.S.A.

☐ Indicates parts not listed in any previous parts book.

Prices and specifications subject to change without notice.

Nov. 10, 1958 Supersedes Feb. 20, 1958.

Page 12-12

\* Indicates change or addition.

CODE	PART NAME AND DESCRIPTION	NO. OF CYL.	PLYMOUTH	DODGE	DESOTO	CHRYSLER AND IMPERIAL	PER CAR	PART NUMBER
12-01-100	AIR DUCT, Right, C76-300, LC3-300 . . . . .	8	-	-	-	57-58	1	1686 650
	Left, C76-300, LC3-300 . . . . .	8	-	-	-	57-58	1	1686 651
12-01-102	SCREEN, Air Scoop, Right, C76-300, LC3-300	8	-	-	-	57-58	1	1754 286
	Left, C76-300, LC3-300 . . . . .	8	-	-	-	57-58	1	1754 287
12-01-105	EXTENSION, to Radiator Yoke, Right . . . . .	6-8	55-56	-	-	-	1	1599 514
	Left . . . . .	6-8	55-56	-	-	-	1	1599 515
	Right . . . . .	6-8	-	55-56	-	-	1	1599 304
	Left . . . . .	6-8	-	55-56	-	-	1	1599 305
	Front, Lower, Right, S27, LS1-L . . . . .	8	-	-	57-58	-	1	1686 702
	Left, S27, LS1-L . . . . .	8	-	-	57-58	-	1	1686 703
	PANEL, Shear, Right, IM . . . . .	8	-	-	-	57	1	1686 390
	Left, IM . . . . .	8	-	-	-	57	1	1686 391
	Right, LY1 . . . . .	8	-	-	-	58	1	*1624 508
	Left, LY1 . . . . .	8	-	-	-	58	1	*1624 509
12-01-115	STUD, Extension to Radiator Yoke, 1 1/2" lgh.	6-8	56	55	-	-	2	1434 810
	1 3/16" lgh. . . . .	6-8	-	55	-	-	4	* 674 788
	To Radiator Cross Bar . . . . .	6-8	-	55	-	-	2	897 230
	SCREW, Extension to Yoke, w/WASHER . . . . .	6-8	55-56	-	-	-	4	*6010 105
		6-8	-	56	-	-	6	1624 098
	To Grille Bar . . . . .	6-8	-	55-56	-	-	2	6010 016
	Side Shield to Yoke . . . . .	6-8	57	-	-	-	2	1624 098
	C75, C76 . . . . .	8	-	-	57	57	2	6010 019
12-01-116	WASHER, Side Shield to Yoke Screw . . . . .	6-8	57-58	57	57-58	-	2	*6010 038
12-01-117	NUT, Side Ornament Base, w/SEAL, S26 . . . . .	8	-	-	57	-	4	1621 895
	Top Ornament, S26, LS2 . . . . .	6-8	57-58	-	57-58	-	★	*6010 008
<b>12-02-0 FRONT FENDER LINER</b>								
12-02-11	SEAL, (specify by the foot) . . . . .	8	55-56	55-56	55-56	55-58	★	*1242 974
	Support to cowl . . . . .	8	-	-	55-56	55-56	2	1541 793
	To Cowl . . . . .	6-8	-	56	-	-	2	1647 745
	To Cowl . . . . .	8	-	-	-	58	2	6010 117
	SEAL, to Pillar, LC1, LC2, LC3 . . . . .	8	-	-	57-58	58	2	*1777 888
	IM, LY1 . . . . .	8	-	-	-	57-58	2	*1810 073
12-02-12	CLIP, Pillar Seal, IM, LY1 . . . . .	8	-	-	-	57-58	4	*6006 012
12-02-13	PLUG, Extension . . . . .	6-8	-	55-56	-	-	★	*1494 540
12-02-25	SHIM, to Sill . . . . .	8	-	-	55-56	55-56	★	660 872
	To Radiator Yoke . . . . .	6-8	55-58	55-58	55-58	55-58	★	*6010 037
	To Cowl, Upper . . . . .	6-8	57-58	57-58	57-58	57-58	★	6010 037
	To Cowl, Upper Rear, Thick . . . . .	6-8	57	57	57	57	2	6010 025
	To Cowl, Upper Rear, Thin . . . . .	6-8	57-58	57-58	57-58	57-58	★	6010 035
	To Cowl, Lower Rear, Thick . . . . .	6-8	57	57	57	57	★	*1686 907
	To Cowl, Lower Rear, Thin . . . . .	6-8	57-58	57-58	57-58	57-58	★	6010 031
<b>12-04-0 FRONT FENDER SHIELD OR PLATE</b>								
12-04-4	SHIELD, Right . . . . .	6-8	55-56	-	-	-	1	1612 937
	Left . . . . .	6-8	55-56	-	-	-	1	1612 938
	Right, S27 . . . . .	6-8	57	57	57	-	1	1739 060
	Left, S27 . . . . .	6-8	57	57	57	-	1	1828 348
	Right, S27, LS1, LC1 . . . . .	6-8	57-58	57-58	57-58	58	1	*1675 540
	Left, LS1, LC1 . . . . .	6-8	58	58	58	58	1	*1828 348
	Right . . . . .	6-8	-	55-56	-	-	1	1612 926
	Left . . . . .	6-8	-	55-56	-	-	1	1612 942
	Right . . . . .	8	-	-	55-56	55-56	1	1553 964
	Left . . . . .	8	-	-	55-56	55-56	1	1553 965
	Right, S25, S26 . . . . .	8	-	-	57	57	1	1733 258
	Left, S25, S26 . . . . .	8	-	-	57	57	1	1733 259
	Right, LS2, LS3, LC2, LC3, LY1 . . . . .	8	-	-	58	58	1	*1820 511
	Left, LS2, LS3, LC2, LC3, LY1 . . . . .	8	-	-	58	58	1	*1820 512
	PLATE, Splash, Right . . . . .	6-8	55-56	-	-	-	1	1637 835
	Left . . . . .	6-8	55-56	-	-	-	1	1637 836
12-04-5	BRACKET, Upper Support, Right . . . . .	6-8	55-56	55-56	-	-	1	1612 958
	Left . . . . .	6-8	55-56	55-56	-	-	1	1612 956
	Left . . . . .	6-8	57-58	57-58	57-58	57	1	1675 559

★ Indicates use as required. Numerals in parentheses ( ) refer to notes. Printed in U.S.A.  
 □ Indicates parts not listed in any previous parts book. Prices and specifications subject to change without notice.  
 \* Indicates change or addition. Page 12-13 Nov. 10, 1958 Supersedes Feb. 20, 1958.

# 1955-58 PASSENGER CAR PARTS LIST

FENDERS AND SHEET METAL

CODE	PART NAME AND DESCRIPTION	NO. OF CYL.	PLYMOUTH	DODGE	DESOTO	CHRYSLER AND IMPERIAL	PER CAR	PART NUMBER
12-04-6	SCREW, Shield to Upper Support Bracket, w/WASHER . . . . .	6-8	55-58	55-58	57-58	57-58	★	*6010 105
	STUD, Side Shield to Yoke, Upper . . . . .	6-8	57	-	-	-	2	1434 810
	To Dash Bracket . . . . .	6-8	57	57	57	57	6	1739 051
12-04-10	PLUG, Shield Hole . . . . .	6-8	57	56-57	56-58	56-58	3	1672 442
	BUMPER, to Lower Shield . . . . .	6-8	-	57	57	57	2	770 024
12-04-12	SCREW, Cover to Shield, w/WASHER . . . . .	6-8	55	-	-	-	5	6010 016
	Shield to Yoke Face . . . . .	6-8	56	-	-	-	2	6010 016
	Side Shield to Yoke, Center . . . . .	6-8	57-58	57-58	57-58	57-58	2	6010 019
	STUD, Side Shield to Yoke, Upper . . . . .	6-8	57	57	57	57	2	6010 033
	Pillar Bracket to Pillar, LY1 . . . . .	6-8	57	57	57	57-58	2	*6010 017
	Bracket to Pillar Support . . . . .	6-8	57-58	57-58	57-58	57-58	2	6010 017
	Shield Extension to Frame, S25, S26 . . . . .	8	-	-	57	57	4	*1820 353
	To Dash Bracket . . . . .	6-8	58	58	58	-	6	1820 354
		8	-	-	-	58	6	1820 497
	To Radiator Yoke . . . . .	8	-	-	58	-	2	6010 033
	STUD, Side Shield to Yoke . . . . .	6-8	58	-	-	-	2	6010 036
12-04-14	NUT, Shield to Brace . . . . .	6-8	57-58	57	57	-	2	6006 126
12-04-15	WASHER, Shield to Dash Bracket Lock . . . . .	6-8	57	57	57	-	6	*1738 149
	Extension to Frame . . . . .	8	-	-	58	-	2	6010 038
	Side Shield to Yoke . . . . .	6-8	58	-	-	-	2	6010 038
12-04-22	COVER, Shield, Right . . . . .	6-8	55-56	55-56	-	-	1	*1612 941
	LS25, LS27, LS1, LC1 . . . . .	6-8	57-58	57-58	57-58	57-58	1	*1738 156
12-04-23	SEAL (specify by the foot) . . . . .	6-8	55-56	55-56	55-56	55-56	★	1242 974
	Center, to Fender, LS1, LC1 . . . . .	6-8	57-58	58	58	58	2	1739 066
	Shield Cover, Right, S27 . . . . .	6-8	-	57	57	-	1	1733 275
	Left, S27 . . . . .	6-8	-	57	57	-	1	1733 274
	Front, to Frame, S27 . . . . .	6-8	-	57	57	-	1	1738 147
	To Frame, Front Right, S27 . . . . .	6-8	-	57	57	-	1	1738 145
	To Frame, Front Left, S27 . . . . .	6-8	-	57	57	-	1	1738 146
	Center, S27 . . . . .	6-8	-	57	57	-	1	1738 144
	To Fender, S27 . . . . .	6-8	-	57	57	-	2	1738 148
	Rear, S25, S26, C75, C76 . . . . .	8	-	-	57	57	2	1733 252
	Center, Right, S25, S26 . . . . .	8	-	-	57	57	1	1242 974
	Left, S25, S26 . . . . .	8	-	-	57	57	1	1739 063
	IM, LY1 . . . . .	8	-	-	-	57-58	2	1733 254
	Center, Right, LS2, LS3, LC2, LC3, LY1 . . . . .	8	-	-	58	58	1	1820 519
	Center, Left, LS2, LS3 . . . . .	8	-	-	58	-	1	1739 063
	Center . . . . .	8	-	-	-	57	1	1242 974
	Center, Left, LC2, LC3, LY1 . . . . .	8	-	-	-	58	★	1242 974
12-04-26	NUT, to Fender, LS1, LC1 . . . . .	6-8	55-58	55-58	56-58	56-58	★	*6010 006
	Cover to Shield, LS1, LC1 . . . . .	6-8	56-58	55-58	57-58	57-58	6	*6010 006
12-04-33	BRACKET, Right . . . . .	6-8	55-56	55-56	-	-	1	1406 576
	Left . . . . .	6-8	55-56	55-56	-	-	1	1672 428
	Right . . . . .	8	-	-	55-56	55-56	1	1404 517
	Left . . . . .	8	-	-	55-56	55-56	1	1404 518
	To No. 1 Hold-Down Bracket, Right, S27, LS1 . . . . .	6-8	57-58	57-58	57-58	-	1	*1733 271
	Left, S27, LS1 . . . . .	6-8	57-58	57-58	57-58	-	1	*1733 272
	To Pillar . . . . .	6-8	57	57	57-58	57	2	1686 914
	Shield to Bracket, S25, S26, LS2, LS3, C75, C76 . . . . .	8	-	-	57-58	57	2	*1738 161
	To Frame, S25, S26, C75, C76 . . . . .	8	-	58	57-58	57-58	1	*1739 071
	Headlamp Plate to Grille, LC1 . . . . .	8	-	-	-	58	2	1754 917
<b>12-06-0 FRONT FENDER BRACKET</b>								
12-06-3	BRACKET, to Sill, IM, LY1 . . . . .	8	-	-	-	57-58	2	*1624 582
	Right, to Cowl, IM . . . . .	8	-	-	-	57	1	⊠1754 238
	Left, to Cowl, IM . . . . .	8	-	-	-	57	1	⊠1754 239
<b>12-07-0 FRONT FENDER SIDE SHIELD BRACE</b>								
12-07-1	BRACE, to Side Shield, Right . . . . .	6-8	-	55-56	-	-	1	1624 351
	Left . . . . .	6-8	-	55-56	-	-	1	1624 350
	Right, to Dash, S25, S26 . . . . .	8	-	-	57	-	1	⊠1820 342
	Left, to Dash, S25, S26 . . . . .	8	-	-	57	-	1	⊠1820 343

★ Indicates use as required.

Numerals in parentheses ( ) refer to notes.

Printed in U.S.A.

⊠ Indicates parts not listed in any previous parts book.

Prices and specifications subject to change without notice.

Nov. 10, 1958 Supersedes Feb. 20, 1958.

\* Indicates change or addition.

CODE	PART NAME AND DESCRIPTION	NO. OF CYL.	PLYMOUTH	DODGE	DESOTO	CHRYSLER AND IMPERIAL	PER CAR	PART NUMBER
	Right, S27 . . . . .	6-8	57	57	57	-	1	1754 116
	Left, S27 . . . . .	6-8	57	57	57	-	1	1754 117
	Right, S25, S26 . . . . .	6-8	58	58	57-58	57-58	1	*1624 616
	Left, S25, S26 . . . . .	6-8	58	58	57-58	57-58	1	*1624 617
	Right, to Dash, IM . . . . .	8	-	-	-	57	1	⊠1820 344
	Left, to Dash, IM . . . . .	8	-	-	-	57	1	⊠1820 345
	Right, to Cowl, IM, LY1 . . . . .	8	-	-	-	57-58	1	*1754 294
	Left, IM, LY1 . . . . .	8	-	-	-	57-58	1	*1754 295
	To Shield, Lower Right, IM, LY1 . . . . .	8	-	-	-	57-58	1	*1754 292
	Left, IM, LY1 . . . . .	8	-	-	-	57-58	1	*1754 293
	Right, to Cowl, LC2, LC3 . . . . .	8	-	-	58	58	1	*1754 602
	Left, LC2, LC3 . . . . .	8	-	-	58	58	1	*1754 603
	Strut, to No. 1 Dash Brace, IM . . . . .	8	-	-	58	57	2	1820 500
12-07-2	NUT, Brace, w/RETAINER, LS1 . . . . .	6-8	58	58	58	-	2	6000 123
12-07-3	SCREW, Brace, LS1 . . . . .	6-8	57-58	57-58	57-58	57	2	*6010 022
12-07-4	WASHER, Brace to Cowl, LY1 . . . . .	8	-	-	-	58	2	*6010 051
12-07-8	NUT, Brace . . . . .	6-8	58	-	-	-	2	6006 126

**12-15-0 FRONT FENDER MOULDINGS AND NAME PLATES**

12-15-2	MOULDING, Side, Right . . . . .	6-8	55	-	-	-	1	1599 537
	Left . . . . .	6-8	55	-	-	-	1	1599 538
	Right . . . . .	6-8	56	-	-	-	1	1646 324
	Left . . . . .	6-8	56	-	-	-	1	1646 325
	Upper, Right, P29 Fury . . . . .	8	56	-	-	-	1	*1706 535
	Upper, Left, P29 Fury . . . . .	8	56	-	-	-	1	*1706 534
	Lower, Right, P29 Fury . . . . .	8	56	-	-	-	1	*1706 534
	Lower, Left, P29 Fury . . . . .	8	56	-	-	-	1	*1706 535
	Side, Right . . . . .	6-8	57-58	-	-	-	1	*1624 760
	Side, Left . . . . .	6-8	57-58	-	-	-	1	*1624 761
	Lower, Right, . . . . .	6-8	57-58	-	-	-	1	*1624 792
	Lower, Left . . . . .	6-8	57-58	-	-	-	1	*1624 793
	Right, LP1L, LP2L, Cl. Sed., 4 D., Silver Special . . . . .	6-8	58	-	-	-	1	⊠1863 622
	Left, LP1-L, LP2-L, Cl. Sed., 4 D., Silver Special . . . . .	6-8	58	-	-	-	1	⊠1863 623
	Moulding, Headlamp Opening, Right, Chrome . . . . .	6-8	57	-	-	-	1	1624 756
	Left, Chrome . . . . .	6-8	57	-	-	-	1	1624 757
	Right, Painted . . . . .	6-8	57	-	-	-	1	1686 970
	Left, Painted . . . . .	6-8	57	-	-	-	1	1686 971
	Right, Prime . . . . .	6-8	57	-	-	-	1	1686 972
	Left, Prime . . . . .	6-8	57	-	-	-	1	1686 973
	Right, Chrome . . . . .	6-8	58	-	-	-	1	1754 406
	Left, Chrome . . . . .	6-8	58	-	-	-	1	1754 407
	Right, D55-1, D55-2, D56 . . . . .	6-8	-	55	-	-	1	1599 402
	Left, D55-1, D55-2, D56 . . . . .	6-8	-	55	-	-	1	1599 403
	Right, D55-3 4 D. . . . .	8	-	55	-	-	1	1599 408
	Left, D55-3 4 D. . . . .	8	-	55	-	-	1	1599 409
	Right, D55-2, except 4 D. . . . .	8	-	55	-	-	1	*1599 542
	Left, D55-3, except 4 D. . . . .	8	-	55	-	-	1	*1599 543
	Right . . . . .	6-8	-	56	-	-	1	1656 506
	Left . . . . .	6-8	-	56	-	-	1	1656 507
	w/Mirror Base, Right . . . . .	8	-	56	-	-	1	1645 862
	w/Mirror Base, Left . . . . .	8	-	56	-	-	1	1645 863
	Front Right, UP TO . . . . .	6-8	-	57 (1)	-	-	1	1624 856
	Left, UP TO . . . . .	6-8	-	57 (1)	-	-	1	1624 857
	Right, AFTER . . . . .	6-8	-	57 (1)	-	-	1	1686 374
	Left, AFTER . . . . .	6-8	-	57 (1)	-	-	1	1686 375
	Side Right . . . . .	6-8	-	57-58	-	-	1	1624 860
	Left . . . . .	6-8	-	57-58	-	-	1	1624 861
	Front, Right . . . . .	6-8	-	58	-	-	1	1754 552
	Left . . . . .	6-8	-	58	-	-	1	1754 553
	Extension, Front, Right, LD3 Sp. Cl. Cp. . . . .	8	-	58	-	-	1	*1832 512
	Extension, Front, Left, LD3 Sp. Cl. Cp. . . . .	8	-	58	-	-	1	*1832 513

NOTE 1: Serial No. D66 - 35180132, D67 - 37249284, D70 - 38001001, D71 - 38535001, D72 - 32257897.

# 1955-58 PASSENGER CAR PARTS LIST

FENDERS AND SHEET METAL

CODE	PART NAME AND DESCRIPTION	NO. OF CYL.	PLYMOUTH	DODGE	DESOTO	CHRYSLER AND IMPERIAL	PER CAR	PART NUMBER
12-15-2	MOULDING - Cont'd							
	Front, Right, w/Two Tone Paint, LD3							
	Sp. Cl. Cp. . . . .	8	-	58	-	-	1	*1686 766
	Left, w/Two Tone Paint, LD3 Sp. Cl. Cp. . . . .	8	-	58	-	-	1	*1686 767
	Side Front, Right, LD3-H Regal Lancer . . . . .	8	-	58	-	-	1	⊠1863 444
	Left, LD3-H Regal Lancer . . . . .	8	-	58	-	-	1	⊠1863 445
	Side Upper, Right, LD3H Regal Lancer . . . . .	8	-	58	-	-	1	⊠1863 446
	Left, LD3H Regal Lancer . . . . .	8	-	58	-	-	1	⊠1863 447
	Side Lower, Right, LD3H Regal Lancer . . . . .	8	-	58	-	-	1	⊠1863 448
	Left, LD3H Regal Lancer . . . . .	8	-	58	-	-	1	⊠1863 449
	Side Front, Right, All, Spring Special . . . . .	8	-	58	-	-	1	⊠1863 626
	Left, All, Spring Special . . . . .	8	-	58	-	-	1	⊠1863 627
	Side, Right, All, Spring Special . . . . .	8	-	58	-	-	1	⊠1863 640
	Left, All, Spring Special . . . . .	8	-	58	-	-	1	⊠1863 641
	Side Right . . . . .	8	-	-	55-56	-	1	1541 670
	Left . . . . .	8	-	-	55-56	-	1	1541 671
	Peak, Right, S21 . . . . .	8	-	-	55	-	1	1541 839
	Left, S21 . . . . .	8	-	-	55	-	1	1541 840
	Peak, Right, S24 . . . . .	8	-	-	56	-	1	1624 224
	Left, S24 . . . . .	8	-	-	56	-	1	1624 225
	Lower Right, S21, S24, 4 D. . . . .	8	-	-	55-56	-	1	1599 593
	Left, S21, S24, 4D . . . . .	8	-	-	55-56	-	1	1599 594
	Lower Front Right . . . . .	8	-	-	55-56	-	1	1599 585
	Left . . . . .	8	-	-	55-56	-	1	1599 586
	Lower Rear Right . . . . .	8	-	-	55-56	-	1	1599 539
	Left . . . . .	8	-	-	55-56	-	1	1599 540
	Front Right . . . . .	8	-	-	55-56	-	1	1599 866
	Left . . . . .	8	-	-	55-56	-	1	1599 867
	Front Right, S27, LS1 . . . . .	8	-	-	57-58	-	1	1686 766
	Left, S27, LS1 . . . . .	8	-	-	57-58	-	1	1686 767
	Side, S25, S26 . . . . .	8	-	-	57	-	2	1624 960
	Side Right, S27 . . . . .	8	-	-	57	-	1	1686 760
	Left, S27 . . . . .	8	-	-	57	-	1	1686 761
	Lower Right, S25, S26 . . . . .	8	-	-	57	-	1	1624 938
	Left, S25, S26 . . . . .	8	-	-	57	-	1	1624 939
	Lower Right, S27 . . . . .	8	-	-	57	-	1	1686 738
	Left, S27 . . . . .	8	-	-	57	-	1	1686 739
	EXTENSION, Front Right, S27, LS1 . . . . .	8	-	-	57-58	-	1	1686 772
	Left, S27, LS1 . . . . .	8	-	-	57-58	-	1	1686 773
	Side, Right, LS1 . . . . .	8	-	-	58	-	1	1754 640
	Left, LS1 . . . . .	8	-	-	58	-	1	1754 641
	Right, LS2 . . . . .	8	-	-	58	-	1	1754 738
	Left, LS2 . . . . .	8	-	-	58	-	1	1754 739
	Right, LS3 . . . . .	8	-	-	58	-	1	1754 740
	Left, LS3 . . . . .	8	-	-	58	-	1	1754 741
	Lower, Right, LS1 . . . . .	8	-	-	58	-	1	1754 644
	Left, LS1 . . . . .	8	-	-	58	-	1	1754 645
	Lower, Right, LS2, LS3 . . . . .	8	-	-	58	-	1	1754 744
	Left, LS2, LC3 . . . . .	8	-	-	58	-	1	1754 745
	Side Right, C67 . . . . .	8	-	-	-	55	1	1599 768
	Left, C67 . . . . .	8	-	-	-	55	1	1599 769
	Upper Right, C67 4 D. and Sp. Cl. Cp., C68-2							
	Sp. Cl. Cp. and Cv. Cp. . . . .	8	-	-	-	55	1	1599 785
	Upper Left, C67 4 D. and Sp. Cl. Cp., C68-2							
	Sp. Cl. Cp. and Cv. Cp. . . . .	8	-	-	-	55	1	1599 786
	Upper Right, C68 4 D. and Est. Wgn., C68-1							
	Sp. Cl. Cp. and Cv. Cp. . . . .	8	-	-	-	55	1	1599 768
	Upper Left, C68 4 D. and Est. Wgn., C68-1							
	Sp. Cl. Cp. and Cv. Cp. . . . .	8	-	-	-	55	1	1599 769
	Lower Right, C68-2 Sp. Cl. Cp. and Cv. Cp. . . . .	8	-	-	-	55	1	1599 768
	Lower Left, C68-2 Sp. Cl. Cp. and Cv. Cp. . . . .	8	-	-	-	55	1	1599 769
	Lower Front Right, C68 4 D. and Est. Wgn.,							
	C68-1 Sp. Cl. Cp. and Cv. Cp. . . . .	8	-	-	-	55	1	1599 781
	Lower Front Left, C68 4 D. and Est. Wgn.,							
	C68-1 Sp. Cl. Cp. and Cv. Cp. . . . .	8	-	-	-	55	1	1599 782

★ Indicates use as required.

Numerals in parentheses ( ) refer to notes.

Printed in U.S.A.

⊠ Indicates parts not listed in any previous parts book.

Prices and specifications subject to change without notice.

Nov. 10, 1958 Supersedes Feb. 20, 1958.

\* Indicates change or addition.



CODE	PART NAME AND DESCRIPTION	NO. OF CYL.	PLYMOUTH	DODGE	DESOTO	CHRYSLER AND IMPERIAL	PER CAR	PART NUMBER
12-15-2	EXTENSION - Cont'd							
	Lower Rear Right, C68 4 D. and Est. Wgn., C68-1 Sp. Cl. Cp. and Cv. Cp. . . . .	8	-	-	-	55	1	1599 783
	Lower Rear Left, C68 4 D. and Est. Wgn., C68-1 Sp. Cl. Cp. and Cv. Cp. . . . .	8	-	-	-	55	1	1599 784
	Grille Extension, Right, C67 . . . . .	8	-	-	-	55	1	1599 277
	Left, C67. . . . .	8	-	-	-	55	1	1599 278
	Right, C69, C70, C73 . . . . .	8	-	-	-	55-56	1	1599 295
	Left, C69, C70, C73 . . . . .	8	-	-	-	55-56	1	1599 296
	Side Right, C69, C70. . . . .	8	-	-	-	55	1	1541 956
	Left, C69, C70. . . . .	8	-	-	-	55	1	1541 957
	Wheel Opening, Right, C69, C70 . . . . .	8	-	-	-	55	1	1541 624
	Left, C69, C70. . . . .	8	-	-	-	55	1	1541 625
	PLATE, to Grille Panel Moulding, Right, C68	8	-	-	-	55	1	1599 820
	Left, C68. . . . .	8	-	-	-	55	1	1599 821
	EXTENSION, Sill, Right, C69, C70, C73 . .	8	-	-	-	55-56	1	1541 656
	Left, C69, C70, C73. . . . .	8	-	-	-	55-56	1	1541 657
	MOULDING, Side Right, C71, C72-300 . . . .	8	-	-	-	56 (1)	1	1624 179
	Left, C71, C72-300 . . . . .	8	-	-	-	56 (1)	1	1624 180
	Right, C71 . . . . .	8	-	-	-	56 (2)	1	1624 154
	Left, C71. . . . .	8	-	-	-	56 (2)	1	1624 155
	Right, C70, C72. . . . .	8	-	-	-	56	1	1624 154
	Left, C70, C72. . . . .	8	-	-	-	56	1	1624 155
	Right, C73 . . . . .	8	-	-	-	56	1	1624 188
	Left, C73. . . . .	8	-	-	-	56	1	1624 189
	Upper Right, C71 except Est. Wgn. . . . .	8	-	-	-	56	1	1686 145
	Upper Left, C71 except Est. Wgn. . . . .	8	-	-	-	56	1	1686 146
	Upper, C72 4 D., Sp. 4 D., Sp. Cl. Cp., Cv. Cp. . . . .	8	-	-	-	56	2	1624 418
	Lower Right, C72 4 D., Sp. Cl. Cp., Cv. Cp. .	8	-	-	-	56	1	*1624 439
	Lower Left, C72 4 D., Sp. Cl. Cp., Cv. Cp. . .	8	-	-	-	56	1	*1624 440
	EXTENSION, Upper to Lower, Right, C72 4 D., Sp. 4 D., Sp. Cl. Cp., Cv. Cp. . . . .	8	-	-	-	56	1	1624 422
	Left, C72 4 D., Sp. 4 D., Sp. Cl. Cp., Cv. Cp. . . . .	8	-	-	-	56	1	1624 423
	MOULDING, Wheel Opening, Right, C70, C73.	8	-	-	-	56	1	1624 249
	Left, C70, C73. . . . .	8	-	-	-	56	1	1624 250
	Side Right, C75-2, C76 . . . . .	8	-	-	-	57	1	1686 546
	Left, C75-2, C76 . . . . .	8	-	-	-	57	1	1686 547
	Lower, Right, C76 . . . . .	8	-	-	-	57	1	1754 170
	Left, C76. . . . .	8	-	-	-	57	1	1754 171
	Side Right, IM, LY1 . . . . .	8	-	-	-	57-58	1	*1624 560
	Left, IM, LY1 . . . . .	8	-	-	-	57-58	1	*1624 561
	Front Right, IM . . . . .	8	-	-	-	57	1	1624 552
	Left, IM . . . . .	8	-	-	-	57	1	1624 553
	Front, Right, LY1 . . . . .	8	-	-	-	58	1	*1755 018
	Left, LY1 . . . . .	8	-	-	-	58	1	*1755 019
	Front Inner Right, IM, LY1 . . . . .	8	-	-	-	57-58	1	*1686 478
	Left, IM, LY1 . . . . .	8	-	-	-	57-58	1	*1686 479
	Front Outer Right, IM, LY1 . . . . .	8	-	-	-	57-58	1	*1686 482
	Left, IM, LY1 . . . . .	8	-	-	-	57-58	1	*1686 483
	Side Front Right, IM . . . . .	8	-	-	-	57	1	1686 438
	Left, IM . . . . .	8	-	-	-	57	1	1686 439
	Side Front, Right, LY1 . . . . .	8	-	-	-	58	1	*1755 014
	Left, LY1 . . . . .	8	-	-	-	58	1	*1755 015
	Hood to Wheel Opening, Front Right, C75, LC2-M . . . . .	8	-	-	-	57-58	1	1686 518
	Left, C75, LC2-M . . . . .	8	-	-	-	57-58	1	1686 519
	Side Right, C75, LC2-M . . . . .	8	-	-	-	57-58	1	1754 152
	Left, C75, LC2-M . . . . .	8	-	-	-	57-58	1	1754 153
	Right, C76, LC3-H . . . . .	8	-	-	-	57-58	1	1686 868
	Left, C76, LC3-H . . . . .	8	-	-	-	57-58	1	1686 869

NOTE 1: UP TO Ser. No. W56-56603 and AFTER W56-71194 also intermittently from W56-56603 to W56-56705.

NOTE 2: FROM Ser. No. W56-56705 to W56-71194 also intermittently from W56-56603 to W56-56705.

★ Indicates use as required.

Numerals in parentheses ( ) refer to notes.

Printed in U.S.A.

☐ Indicates parts not listed in any previous parts book.

Prices and specifications subject to change without notice.

\* Indicates change or addition.

# 1955-58 PASSENGER CAR PARTS LIST

FENDERS AND SHEET METAL

CODE	PART NAME AND DESCRIPTION	NO. OF CYL.	PLYMOUTH	DODGE	DESOTO	CHRYSLER AND IMPERIAL	PER CAR	PART NUMBER
12-15-2	MOULDING - Cont'd							
	Wheel Opening, Right, C76, LC3 . . . . .	8	-	-	-	57-58	1	1686 872
	Left, C76, LC3 . . . . .	8	-	-	-	57-58	1	1686 873
	Side, Right, LC1-L . . . . .	8	-	-	-	58	1	1754 996
	Left, LC1-L . . . . .	8	-	-	-	58	1	1754 997
	Side Upper, Right, LC1-L, LC1 Spring Special . . . . .	8	-	-	-	58	1	E1863 574
	Left, LC1-L, LC1 Spring Special . . . . .	8	-	-	-	58	1	E1863 575
	Front, Right, LC1-L . . . . .	8	-	-	-	58	1	1686 766
	Left, LC1-L, . . . . .	8	-	-	-	58	1	1686 767
	Extension, Front, Right, LC1 . . . . .	8	-	-	-	58	1	1754 940
	Left, LC1 . . . . .	8	-	-	-	58	1	1754 941
12-15-4	PANEL, Right, P29 Fury . . . . .	8	56	-	-	-	1	E1706 548
	Left, P29 Fury . . . . .	8	56	-	-	-	1	E1706 549
	INSERT, Moulding, Cal. Bit. . . . .	6-8	57-58	-	-	-	2	*1754 182
	Right, P31 Fury . . . . .	8	57	-	-	-	1	*1754 148
	Left, P31 Fury . . . . .	8	57	-	-	-	1	*1754 149
	Right, LP2 Fury, Gold . . . . .	8	58	-	-	-	1	*1754 442
	Left, LP2 Fury, Gold . . . . .	8	58	-	-	-	1	*1754 443
	Right, LP1-H, LP2-H, Alum. 51" . . . . .	6-8	58	-	-	-	1	*1832 174
	Left, LP1-H, LP2-H, Alum. 51" . . . . .	6-8	58	-	-	-	1	*1832 175
	Right, LP1-H, LP2-H, Alum. 22", Export . . . . .	6-8	58	-	-	-	1	*1832 242
	Left, LP1-H, LP2-H, Alum. 22", Export . . . . .	6-8	58	-	-	-	1	*1832 243
	. . . . .	8	-	-	55-56	-	2	*1599 567
	. . . . .	8	-	-	57	-	2	*1624 934
	LS2, LS3, Sp. 4 D., Sp.Cl.Cp., Cv.Cp. . . . .	8	-	-	58	-	2	*1754 748
	Side, Right, LS1 Spring Special . . . . .	8	-	-	58	-	1	E1863 628
	Left, LS1 Spring Special . . . . .	8	-	-	58	-	1	E1863 629
	Right, LS2, LS3, Spring Special . . . . .	8	-	-	58	-	1	E1902 638
	Left, LS2, LS3, Spring Special . . . . .	8	-	-	58	-	1	E1902 639
	Right, LC1 Spring Special . . . . .	8	-	-	-	58	1	E1902 640
	Left, LC1 Spring Special . . . . .	8	-	-	-	58	1	E1902 641
12-15-7	BRACKET, Front Inner Moulding, IM, LY1 . . . . .	8	-	-	-	57-58	2	*1686 461
12-15-8	CLIP, Side Moulding . . . . .	6-8	55-56	55-56	-	-	★	1541 115
	. . . . .	6-8	56	-	-	-	10	1655 264
	P29 Fury . . . . .	8	56	-	-	-	24	1706 876
	Rear, P30-3, P31-3 . . . . .	6-8	57	-	-	-	2	1152 476
	Side Moulding, P30-3, P31-3 . . . . .	6-8	57	-	-	-	10	1547 943
	Fury, Front . . . . .	8	57	-	-	-	2	6010 093
	Side . . . . .	8	57	-	-	-	10	6010 094
	Side . . . . .	6-8	58	-	-	-	10	6010 030
	Lower . . . . .	6-8	58	-	-	-	★	6000 070
	Lower Front . . . . .	6-8	58	-	-	-	2	6010 093
	. . . . .	6-8	-	57-58	-	-	12	6010 103
	Front . . . . .	6-8	-	58	-	-	2	6000 029
	. . . . .	8	-	-	57	-	4	6010 001
	Side . . . . .	8	-	-	58	-	★	6010 046
	Lower . . . . .	8	-	-	58	-	★	6010 029
	C75, C76 . . . . .	8	-	-	-	57	8	6010 001
	IM . . . . .	8	-	-	-	57	2	6006 187
	C67 Side, C68 Upper and Lower . . . . .	8	-	-	55-56	55	14	6010 001
	Lower, Rear, S21 Sp.Cl.Cp. and Cv.Cp. . . . .	8	-	-	55-56	-	8	6010 029
	Upper, C67 4 D. and Sp.Cl.Cp., C68-2 . . . . .	8	-	-	-	55	14	1599 870
	Sp. Cl. Cp. and Cv. Cp. . . . .	8	-	-	-	55	10	1599 870
	Lower, Rear, C68 . . . . .	8	-	-	-	55	12	6013 066
	Wheel Opening, C69, C70 . . . . .	8	-	-	-	56	14	1624 465
	Upper, C71 except Est. Wgn. . . . .	8	-	-	-	56	2	1599 870
	Upper, C72 4 D. and Cv.Cp., C72-2 Sp.Cl.Cp. . . . .	8	-	-	-	56	12	1624 465
	Upper to Lower, C72 4 D. and Cv. Cp., . . . . .	8	-	-	-	56	2	1624 465
	Wheel Opening, C72-2 Sp. Cl. Cp. . . . .	8	-	-	-	56	12	1255 089
	C70, C73 . . . . .	6-8	55	-	-	-	8	1624 356
	Side, Rear . . . . .	6-8	-	55	-	-	2	1624 355
	. . . . .	8	-	-	-	55	4	1367 389
	Lower, Front, C68 . . . . .	6-8	-	56	-	-	2	1522 621

★ Indicates use as required. Numerals in parentheses ( ) refer to notes. Printed in U.S.A.  
 E Indicates parts not listed in any previous parts book. Prices and specifications subject to change without notice.  
 Nov. 10, 1958 Supersedes Feb. 20, 1958. Page 12-18 \* Indicates change or addition.

CODE	PART NAME AND DESCRIPTION	NO. OF CYL.	PLYMOUTH	DODGE	DESOTO	CHRYSLER AND IMPERIAL	PER CAR	PART NUMBER	
12-15-8	CLIP - Cont'd								
	Side, w/Mirror Base	6-8	-	56	-	-	2	1522 621	
	C70, C71, C72	8	-	-	-	56	★	1624 173	
	C70, C73	8	-	-	-	56	4	1597 607	
	C70, C72	8	-	-	-	56	10	1650 786	
	Front	6-8	57-58	-	-	-	2	6010 002	
	Front Upper	6-8	-	57-58	-	-	2	6010 041	
	Front, C75-2, C76	8	-	-	-	57	2	6010 001	
	Side Rear, C75-2, C76	8	-	-	-	57	10	6000 393	
	Wheel Opening Moulding, C76, LC3	8	-	-	-	57-58	10	6010 107	
	Hood to Wheel Opening Moulding, Front, C76, LC2, LC3	8	-	-	-	57-58	4	6010 108	
	Rear, C76, LC2, LC3	8	-	-	-	57-58	6	6010 109	
	Cap, IM	8	-	-	-	57	2	1686 495	
	Side, LC1	8	-	-	-	58	2	6010 046	
	LY1	8	-	-	-	58	4	*6006 074	
Side Front, LY1	8	-	-	-	58	2	*6006 187		
12-15-9	COVER, Moulding Joint, P29-3 Fury	8	56	-	-	-	2	1706 517	
	Cap, UP TO	6-8	-	57 (1)	-	-	2	1686 358	
	Right, FROM TO	6-8	-	57 (2)	-	-	1	1686 370	
	Right, AFTER	6-8	-	57 (3)	-	-	1	1754 146	
	Left	6-8	-	57	-	-	1	*1754 147	
	IM	8	-	-	-	57	2	1624 555	
		6-8	-	58	-	-	2	1754 554	
	LY1	8	-	-	-	58	2	1755 020	
	12-15-10	NUT, Front Moulding	6-8	57	-	-	-	2	1621 895
		Top Ornament	6-8	58	-	-	-	4	6010 004
Front Moulding		6-8	-	58	-	-	6	6006 035	
Moulding Cap		6-8	-	58	-	-	★	6000 251	
Side Moulding		8	-	-	57	-	4	1621 895	
Lower Moulding		8	-	-	57	-	★	1621 895	
Top Ornament, S25, S26		8	-	-	57	-	8	1621 895	
Side Ornament, S26		8	-	-	57	-	4	1621 895	
Front Moulding, S27, LS1, LC1, LC2		8	-	-	57-58	58	★	*6000 251	
Name Plate, S25, S26		8	-	-	57	-	8	1621 895	
Top Moulding, S27		8	-	-	57	-	6	6000 251	
Front Moulding, IM, LY1		8	-	-	-	57-58	★	*6006 024	
Side Front Moulding, IM, LY1		8	-	-	-	57-58	2	*6010 112	
Side Front, IM, LY1		8	-	-	-	57-58	2	*6010 098	
Hood to Wheel Opening Moulding, C75, C76, LC2		8	-	-	-	57-58	10	*6010 048	
Side Moulding, LY1	8	-	-	-	58	8	*6010 004		
12-15-12	STUD, Peak Moulding, S24	8	-	-	56	-	★	6010 043	
	Side Moulding	8	-	55	55-56	-	★	*6010 020	
	Front	8	-	-	55-56	-	2	*1244 141	
	Hood to Wheel Opening Moulding, C75, C76	8	-	-	-	57	★	1244 141	
	Front, IM, LY1	8	-	-	-	57-58	★	*6010 023	
12-15-15	SEAL, Peak Moulding, Front, S21	8	-	-	55	-	★	*1547 345	
	Rear, S21	8	-	-	55	-	4	1547 344	
12-15-21	NAME PLATE, Side, Plaza, P26-1, P27-1	6-8	55	-	-	-	2	*1599 450	
	Side, Savoy, P26-2, P27-2	6-8	55	-	-	-	2	1683 033	
	Side, Belvedere, P26-3, P27-3	6-8	55	-	-	-	2	1541 168	
	Fuel Injection, LP2, LD2-D500, LD3-D500, LS3-3	8	58	58	58	-	2	1832 038	
	Coronet, D55-1, D56	6-8	-	55	-	-	2	1599 374	
	Side, Royal, D55-2 Sp.Cl.Cp.	8	-	55	-	-	2	1599 369	
	Side, Royal, D55-3 4 D. Lancer, Cv.Cp. and Sp.Cl.Cp.	8	-	55	-	-	2	1599 757	
	Side, Lancer, D55-3 4 D. Lancer, Cv.Cp. and Sp.Cl.Cp.	8	-	55	-	-	2	1599 758	
	Side, LA., D55-3, D63-3, Sp.Cl.Cp.	8	-	55-56	-	-	2	1655 547	
	Side, Femme, D55-3, D63-3, Sp.Cl.Cp.	8	-	55-56	-	-	2	1655 548	
Coronet, D63-1 Sp. 4 D. and Sp.Cl.Cp.	8	-	56	-	-	2	1656 118		

NOTE 1: Serial No. D66 - 35180132, D67 - 37249284, D70 - 38001001, D71 - 38535001, D72 - 32257897.

NOTE 2: D66 FROM 35180132 TO 35227333, D67 FROM 37249284 TO 37277648, D70 FROM 38001001 TO 38009790, D71 FROM 38535001 TO 38536285, D72 FROM 32257897 TO 32265728.

NOTE 3: D66 AFTER 35227333, D67 AFTER 37277648, D70 AFTER 38009790, D71 AFTER 38536285, D72 AFTER 32265728.

★ Indicates use as required.

Numerals in parentheses ( ) refer to notes.

Printed in U.S.A.

☐ Indicates parts not listed in any previous parts book.

Prices and specifications subject to change without notice.

\* Indicates change or addition.

# 1955-58 PASSENGER CAR PARTS LIST

FENDERS AND SHEET METAL

CODE	PART NAME AND DESCRIPTION	NO. OF CYL.	PLYMOUTH	DODGE	DESOTO	CHRYSLER AND IMPERIAL	PER CAR	PART NUMBER
	Custom, D63-3 Sp.Cl.Cp. and Cv.Cp. . . . .	8	-	56	-	-	2	1646 764
	Royal, D63-3 4 D., Sp.Cl.Cp. and Cv.Cp. . . .	8	-	56	-	-	2	1646 488
	Lancer, D63 . . . . .	8	-	56	-	-	2	1646 722
	Coronet . . . . .	6-8	-	57	-	-	2	1624 816
	Custom, D66-2, D67-2, D72-2 . . . . .	6-8	-	57	-	-	2	1624 863
	Royal, D67 . . . . .	8	-	57	-	-	2	1624 817
	Suburban, D70, D71 . . . . .	8	-	57	-	-	2	1624 821
	Sierra, D70, D71 . . . . .	8	-	57	-	-	2	1624 834
	Coronet, LD2-L . . . . .	8	-	58	-	-	2	*1834 224
	Royal, LD2-M . . . . .	8	-	58	-	-	2	*1834 227
	Suburban, LD3-L . . . . .	8	-	58	-	-	2	*1834 229
	Custom Royal, LD3-H . . . . .	8	-	58	-	-	2	*1834 226
	Custom, LD3-H . . . . .	8	-	58	-	-	2	⊠1882 396
	Sierra, LD3-H . . . . .	8	-	58	-	-	2	*1834 228
	Regal, LD3-H . . . . .	8	-	58	-	-	2	⊠1832 528
	Lancer, LD3-H . . . . .	8	-	58	-	-	2	⊠1832 529
	FireFlite . . . . .	8	-	-	55-56	-	2	1599 759
	Firedome . . . . .	8	-	-	55-56	-	2	1599 034
	Coronado, S21 . . . . .	8	-	-	55	-	2	1624 387
	Sportsman, S25, S26, Sp. 4 D. and Sp.Cl.Cp.	8	-	-	57-58	-	2	1690 200
	Shopper, S25, S26, LS1, LS3, 2 Seat Sub. . . .	8	-	-	57-58	-	2	1624 922
	Explorer, S25, S26, LS1, LS3, 3 Seat Sub. . . .	8	-	-	57-58	-	2	1624 921
	Windsor, C67 . . . . .	8	-	-	-	55	2	1620 271
	Deluxe, C67 . . . . .	8	-	-	-	55	2	1624 063
	Imperial, C69, C70, C73 . . . . .	8	-	-	-	55-56	2	1599 163
	Chrysler, C71 . . . . .	8	-	-	-	56	2	1620 270
	New, C72 . . . . .	8	-	-	-	56	2	1624 159
	Yorker, C72 . . . . .	8	-	-	-	56	2	1624 160
	Saratoga, C75-2 . . . . .	8	-	-	-	57	2	⊠1754 161
	New Yorker, C76 . . . . .	8	-	-	-	57	2	1624 677
	Imperial . . . . .	8	-	-	-	57-58	2	1686 406
	Saratoga, LC2 . . . . .	8	-	-	-	58	2	1754 818
	New Yorker, LC3 . . . . .	8	-	-	-	58	2	1754 821
	ORNAMENT, Top, P30-1, P31-1 . . . . .	6-8	57	-	-	-	2	1686 190
	Top, P30-2, P30-3, P31-2, P31-3 . . . . .	6-8	57	-	-	-	2	1624 725
	Ball, P31 Fury . . . . .	8	57	-	-	-	2	1754 100
	Top, P31 Fury . . . . .	8	57	-	-	-	2	1754 102
	Side, "V" . . . . .	8	57	-	-	-	2	1620 575
	Top, Stainless Steel . . . . .	6-8	58	-	-	-	2	1754 337
	Right, Chrome . . . . .	6-8	58	-	-	-	1	1754 334
	Left, Chrome . . . . .	6-8	58	-	-	-	1	1754 335
	Right, D55-1 Sp.Cl.Cp. . . . .	8	-	55	-	-	1	1627 934
	Left, D55-1 Sp.Cl.Cp. . . . .	8	-	55	-	-	1	1627 935
	"V8", D55-3 4 D. . . . .	8	-	55	-	-	2	1599 091
	Side, S24 Adventurer . . . . .	8	-	-	56	-	2	1686 159
	Top, S25, S26 . . . . .	8	-	-	57	-	2	1624 955
	Side, S26 . . . . .	8	-	-	57	-	2	1624 929
	Top, LS2, LS3 . . . . .	8	-	-	58	-	2	1754 727
	Top, C76 . . . . .	8	-	-	-	57	2	1624 604
	Right, Airscoop, C76-300, LC3-300 . . . . .	8	-	-	-	57-58	2	1686 652
	Left, Airscoop, C76-300, LC3-300 . . . . .	8	-	-	-	57-58	2	1686 653
	Top, LC3 . . . . .	8	-	-	-	58	2	1754 820
	MEDALLION, LD2-M, LD3-L, 4 D. and Sub. . . .	8	-	58	-	-	2	1756 510
	LD3-H 4 D. and 4 D. Sub. . . . .	8	-	58	-	-	2	1757 189
	w/BASE, Side, LS3 . . . . .	8	-	-	58	-	2	1754 725
	C72 . . . . .	8	-	-	-	56	2	1624 462
	Front, Crown, IM, LY1 . . . . .	8	-	-	-	57-58	2	1624 596
	Side, Crown, IM, LY1 . . . . .	8	-	-	-	57-58	2	1598 388
	Side, Le Baron, IM, LY1 . . . . .	8	-	-	-	57-58	2	1754 233
12-15-23	BASE, Fuel Injection Name Plate, LP2, LD2-D500, LD3-D500, LS3-S . . . . .	8	58	58	58	-	2	1832 039
12-15-27	CLIP, Name Plate, C67, C71 . . . . .	8	-	-	-	55-56	★	6006 013
	C72 . . . . .	8	-	-	-	56	10	6000 176
	Medallion, C72 . . . . .	8	-	-	-	56	4	6000 176
	Name Plate . . . . .	6-8	-	57	-	-	6	6000 252
	C75, C76, LC2, LC3 . . . . .	8	-	-	-	57-58	★	6000 176
	Name Plate, IM, LY1 . . . . .	8	-	-	-	57-58	8	*6000 050
	Name Plate, LP2, LD2-D500, LD3-D500, LS3-S . . . . .	8	58	58	58	-	6	6000 020

★ Indicates use as required.

Numerals in parentheses ( ) refer to notes.

Printed in U.S.A.

⊠ Indicates parts not listed in any previous parts book.

Prices and specifications subject to change without notice.

Nov. 10, 1958 Supersedes Feb. 20, 1958.

\* Indicates change or addition.

CODE	PART NAME AND DESCRIPTION	NO. OF CYL.	PLYMOUTH	DODGE	DESOTO	CHRYSLER AND IMPERIAL	PER CAR	PART NUMBER
12-15-29	WASHER, Moulding Attaching Cup, D55-3, S24 4 D. . . . .	8	-	55	56	-	★	6010 047
12-15-32	SEAL, Name Plate, D63 . . . . .	8	-	56	-	-	6	6000 377
<b>12-18-0 REAR FENDER SKIRT</b>								
12-18-10	SKIRT, Right . . . . .	6-8	55	-	-	-	1	1655 290
	Left . . . . .	6-8	55	-	-	-	1	1655 291
	Right . . . . .	6-8	56	-	-	-	1	1774 436
	Left . . . . .	6-8	56	-	-	-	1	1774 437
	Right . . . . .	6-8	57-58	-	-	-	1	1774 448
	Left . . . . .	6-8	57-58	-	-	-	1	1774 449
	Right . . . . .	6-8	-	55	-	-	1	1655 200
	Left . . . . .	6-8	-	55	-	-	1	1655 201
	Right . . . . .	6-8	-	56	-	-	1	1775 400
	Left . . . . .	6-8	-	56	-	-	1	1775 401
	Right . . . . .	6-8	-	57-58	-	-	1	1775 398
	Left . . . . .	6-8	-	57-58	-	-	1	1775 399
12-18-12	BRACKET, Front Catch . . . . .	6-8	55	55	-	-	2	1655 218
	Rear Catch, Right . . . . .	6-8	55	55	-	-	1	1655 216
	Left . . . . .	6-8	55	55	-	-	1	1655 217
<b>12-23-0 REAR FENDER STONE SHIELDS AND BODY SIDE STONE DEFLECTORS</b>								
12-23-4	DEFLECTOR, Right, D55-3, D62, D63, Sub. . . . .	8	-	55-56	-	-	1	*1665 390
	Left, D55-3, D62, D63, Sub. . . . .	8	-	55-56	-	-	1	1655 391
	Right, except Sub. . . . .	6-8	-	56	-	-	1	1646 368
	Left, except Sub. . . . .	6-8	-	56	-	-	1	1646 369
	Right, except Sub. . . . .	6-8	57	-	-	-	1	1759 592
	Left, except Sub. . . . .	6-8	57	-	-	-	1	1759 593
	Wheelhouse Panel Spare Wheel, Upper Right, 4 D. Sub. 3 Seater, D71 . . . . .	6-8	57	57	-	-	1	1759 180
	Lower Right, 4 D. Sub. 3 Seater, D71 . . . . .	6-8	57	57	-	-	1	1759 181
	Right, except Sub. . . . .	6-8	57	-	57	57	1	⊠1867 638
	Left, except Sub. . . . .	6-8	57	-	57	57	1	⊠1867 639
	Right, Sub., UP TO . . . . .	6-8	57 (1)	-	57 (1)	57 (1)	1	*1775 200
	Left, Sub., UP TO . . . . .	6-8	57 (1)	-	57 (1)	57 (1)	1	*1775 201
	Right, Sub., AFTER . . . . .	6-8	57 (1)	-	57 (1)	57 (1)	1	*1867 638
	Left, Sub., AFTER . . . . .	6-8	57 (1)	-	57 (1)	57 (1)	1	*1867 639
	Right, except Sub., UP TO . . . . .	6-8	-	57 (1)	-	-	1	*1833 656
	Left, except Sub., UP TO . . . . .	6-8	-	57 (1)	-	-	1	*1833 657
	Right, except Sub., AFTER . . . . .	6-8	-	57 (1)	-	-	1	*1759 274
	Left, except Sub., AFTER . . . . .	6-8	-	57 (1)	-	-	1	*1759 275
	Right, Sub. . . . .	6-8	-	57	-	-	1	*1775 200
	Left, Sub. . . . .	6-8	-	57	-	-	1	*1775 201
	Right, except Sub. . . . .	6-8	58	-	-	-	1	1866 284
	Left, except Sub. . . . .	6-8	58	-	-	-	1	1866 285
	Body Side, Right, except Sub. . . . .	6-8	-	57	-	-	1	*1833 656
	Left, except Sub. . . . .	6-8	-	57	-	-	1	*1833 657
	Right, except Sub. . . . .	6-8	-	58	-	-	1	*1759 274
	Left, except Sub. . . . .	6-8	-	58	-	-	1	*1759 275
	Quarter Panel Wheelhouse Wheel Opening, Right, except Sub., C75, C76 . . . . .	8	-	-	57-58	57-58	1	1759 274
	Left, except Sub., C75, C76 . . . . .	8	-	-	57-58	57-58	1	1759 275
	SHIELD, Deflector, Right, IM, LY . . . . .	8	-	-	-	57-58	1	1751 600
	Left, IM, LY . . . . .	8	-	-	-	57-58	1	1751 601
	Right, Sub. . . . .	6-8	58	58	58	58	1	⊠1867 638
	Left, Sub. . . . .	6-8	58	58	58	58	1	⊠1867 639

NOTE 1: P30 Ser. No. 14355984  
 D66 Ser. No. 35256448  
 D72 Ser. No. 32267994  
 S26, S27, Ser. No. 50417780

P31 Ser. No. 16235353  
 D67 Ser. No. 37304821  
 C75 Ser. No. W57-27086  
 C76 Ser. No. N57-17271.

1955-58 PASSENGER CAR PARTS LIST

FENDERS AND SHEET METAL

CODE	PART NAME AND DESCRIPTION	NO. OF CYL.	PLYMOUTH	DODGE	DESOTO	CHRYSLER AND IMPERIAL	PER CAR	PART NUMBER
12-23-5	SCREW, w/WASHER, to Body, D55-2, D55-3, except Sub. . . . .	6-8	-	55	-	-	2	6000 139
12-23-6	NUT, w/WASHER, to Quarter Panel . . . . .	6-8	57	-	-	-	2	6006 024
	D66, D67, D72 . . . . .	6-8	-	57	-	-	2	6006 024
12-23-7	WASHER, Sp. Cl. Cp. and Cv. Cp. . . . .	6-8	-	55	-	-	4	1254 135
12-23-10	CLIP, Upper, D55-2, D55-3, Sp.Cl.Cp. and Cv. Cp. . . . .	8	-	55-56	-	-	1	1599 693
	Lower, D55-2, D55-3, Sp. Cl. Cp. and Cv. Cp. D55-2, D55-3 except Sub. . . . .	8	-	55-56	-	-	1	1599 684
	D55-2, D55-3 except Sub. . . . .	6-8	-	55-56	-	-	2	1599 670
	Clip, Upper . . . . .	6-8	-	55-56	-	-	1	1628 560
	Lower . . . . .	6-8	-	55-56	-	-	1	1628 561
	Upper, Right . . . . .	6-8	-	56	-	-	1	1646 922
	Left . . . . .	6-8	-	56	-	-	1	1646 923
	Lower, Right. . . . .	6-8	-	56	-	-	1	1646 924
	Left . . . . .	6-8	-	56	-	-	1	1646 925
	Right . . . . .	6-8	57-58	57-58	57-58	57-58	2	⊕6000 308
	Left . . . . .	6-8	57-58	57-58	57-58	57-58	2	⊕6000 309
12-23-12	WASHER, D55-2, D55-3 except Sub. . . . .	6-8	-	55-56	-	-	4	1547 284
	SEAL . . . . .	6-8	-	56	-	-	4	*1599 898

**NOTES**

---

---

---

---

---

---

---

---

---

---

---

---

---

---

---

---

---

---

---

---

---

---

---

---

---

---

★ Indicates use as required. Numerals in parentheses ( ) refer to notes. Printed in U.S.A.  
 ⊕ Indicates parts not listed in any previous parts book. Prices and specifications subject to change without notice.  
 Feb. 20, 1958 Supersedes Oct. 10, 1957. Page 12-22 \* Indicates change or addition.