

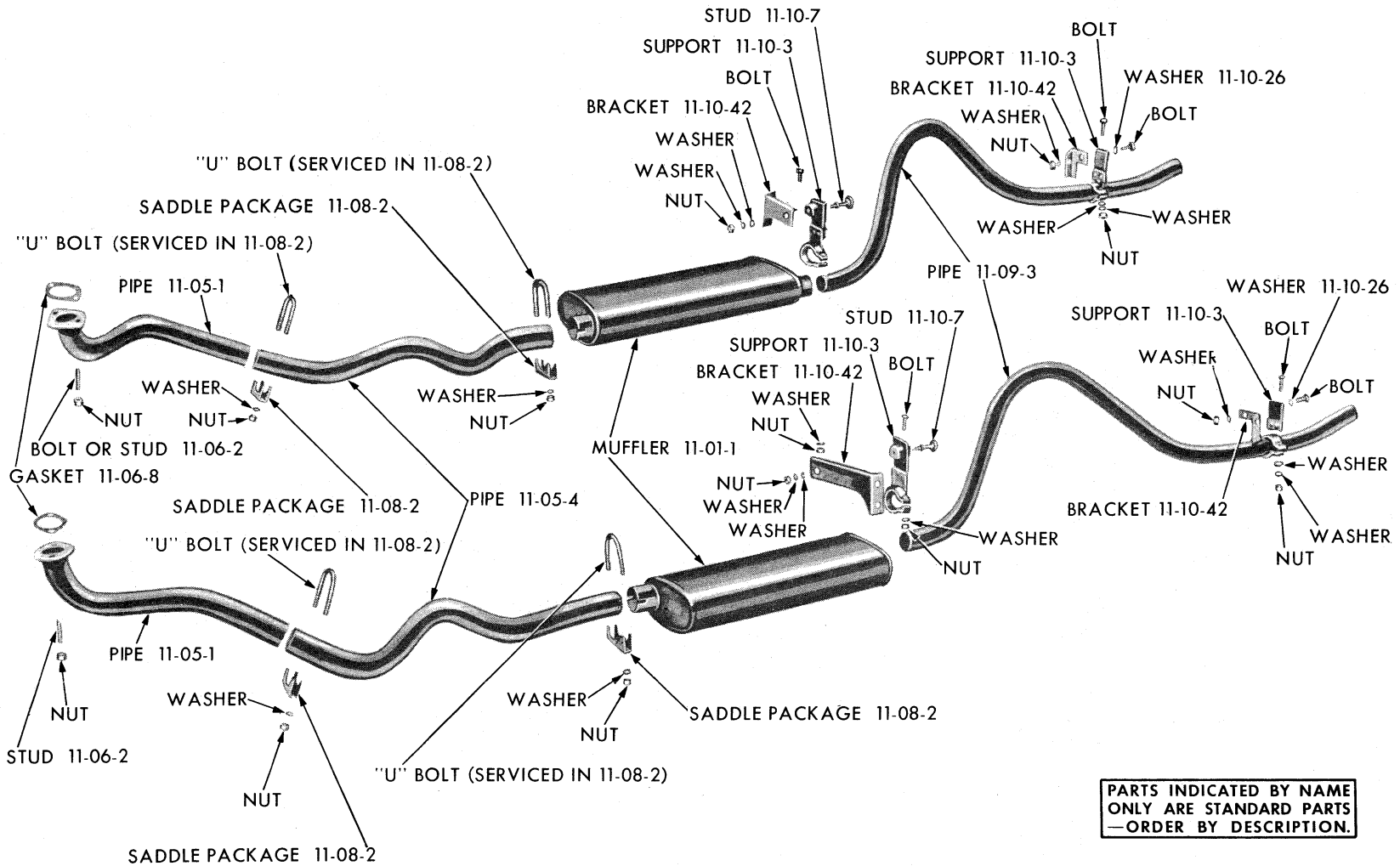
PARTS INDICATED BY NAME  
 ONLY ARE STANDARD PARTS  
 —ORDER BY DESCRIPTION.

19x8315

Plate 11-1

EXHAUST SYSTEM - PLYMOUTH

GROUP 11 - EXHAUST



19x8322

Plate 11-2

EXHAUST SYSTEM - DODGE

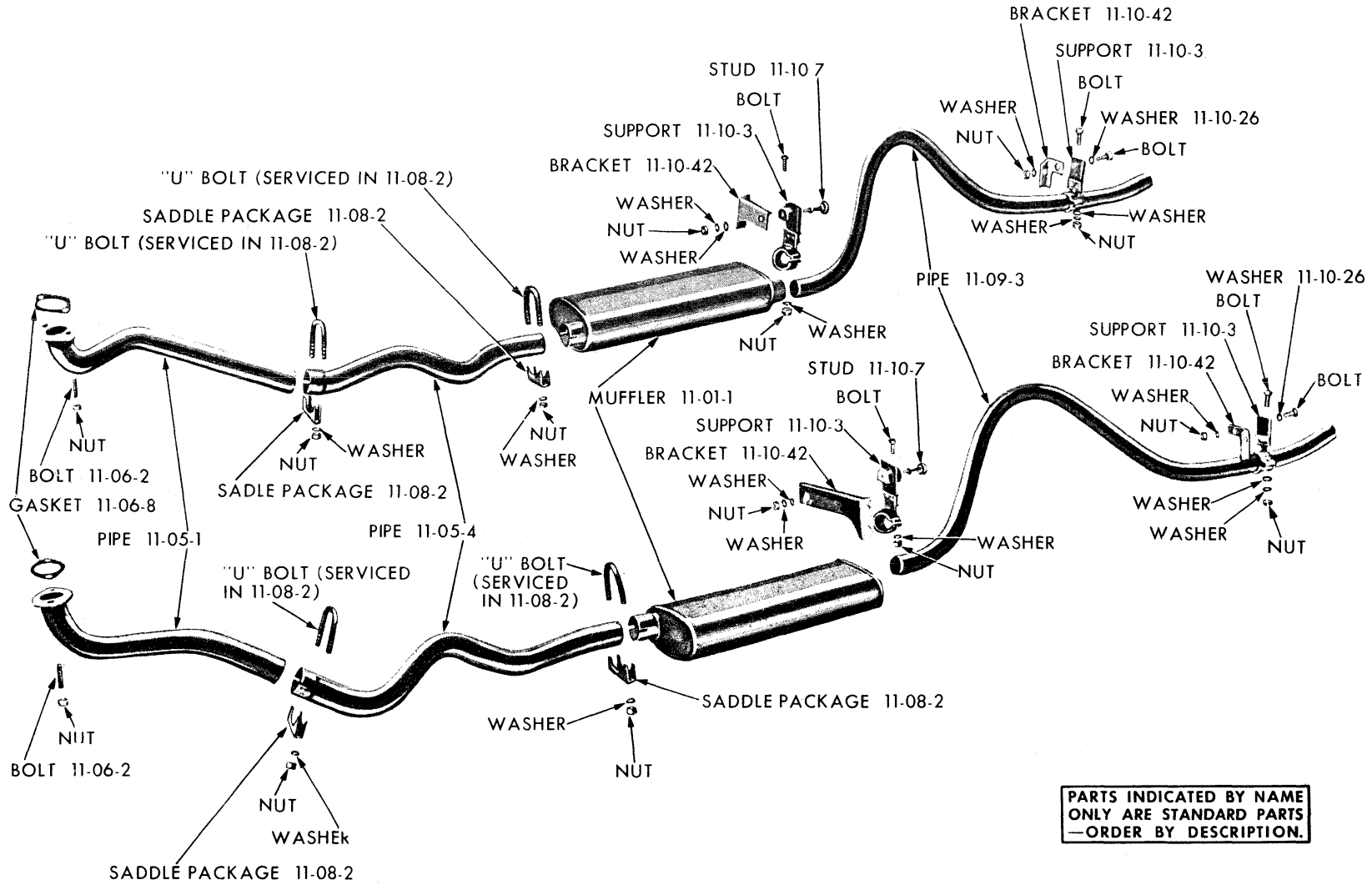
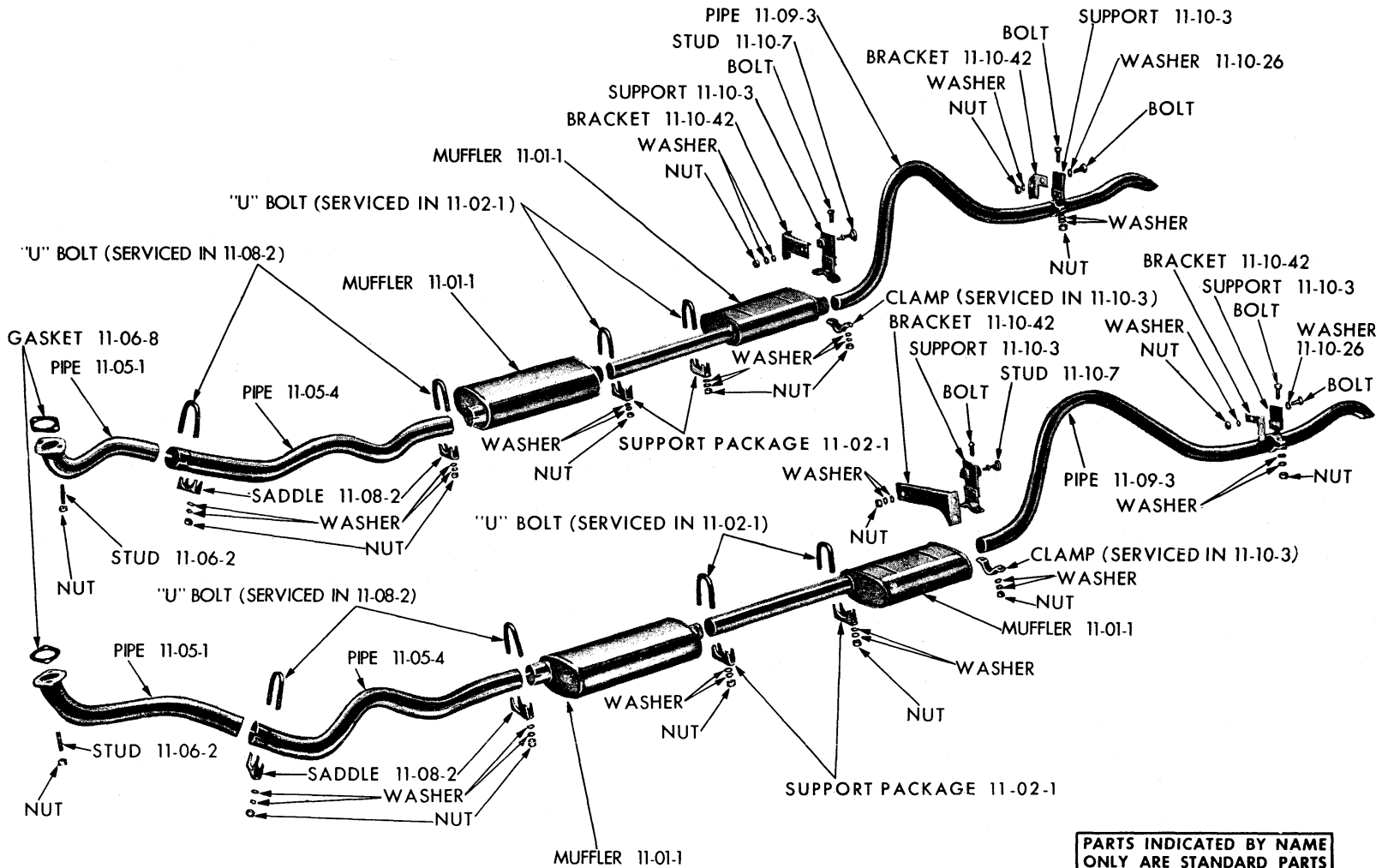


Plate 11-3

EXHAUST SYSTEM - DESOTO

19x8329

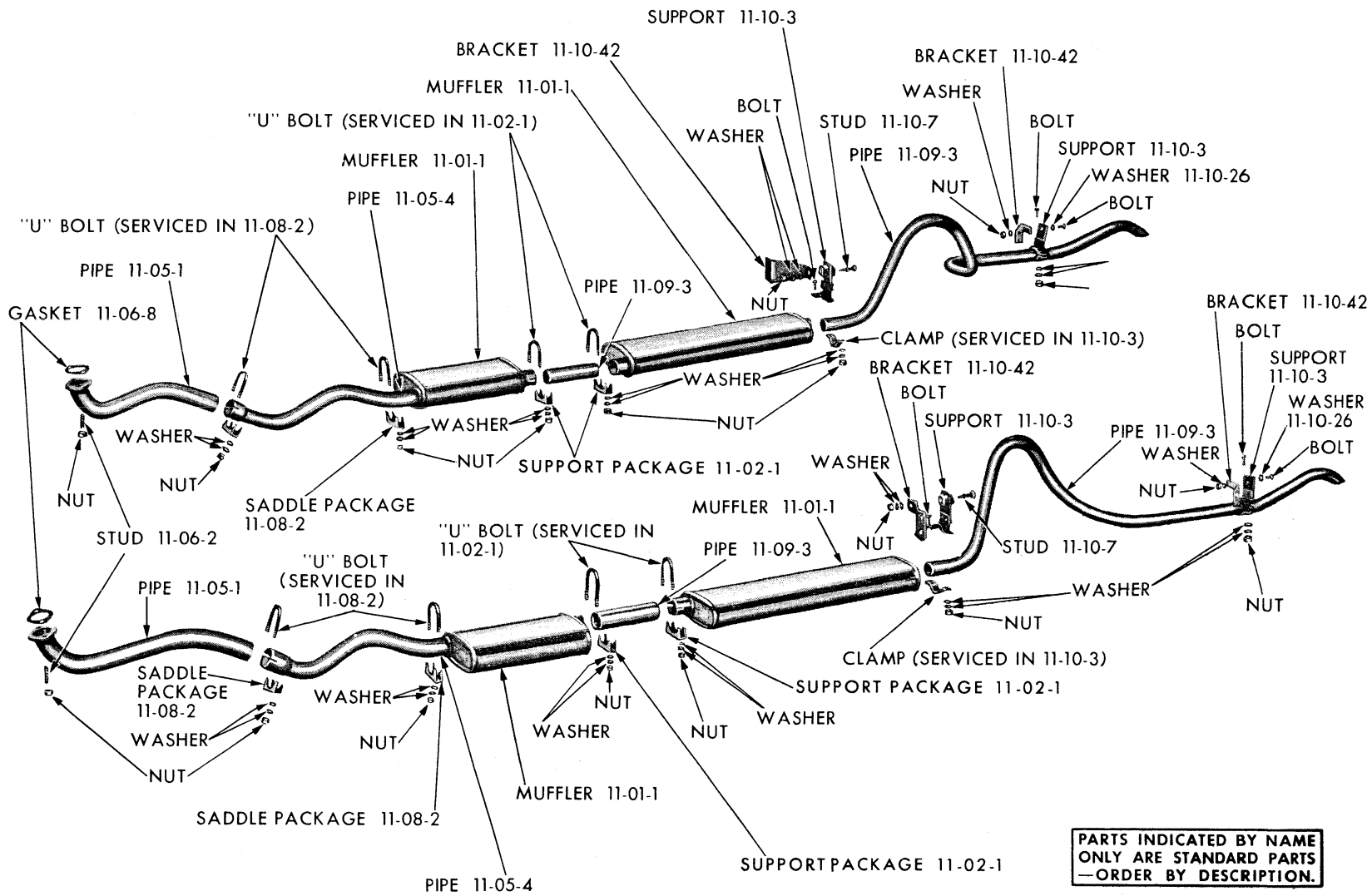


PARTS INDICATED BY NAME  
ONLY ARE STANDARD PARTS  
—ORDER BY DESCRIPTION.

19x8333A

Plate 11-4

EXHAUST SYSTEM - CHRYSLER



19x8332A

# 1955-58 PASSENGER CAR PARTS LIST

EXHAUST

CODE	PART NAME AND DESCRIPTION	NO. OF CYL.	PLYMOUTH	DODGE	DESOTO	CHRYSLER AND IMPERIAL	PER CAR PART NUMBER
------	---------------------------	-------------	----------	-------	--------	-----------------------	---------------------

## NOTES

---

---

---

---

---

---

---

---

---

---

---

---

---

---

---

---

---

---

---

---

---

---

---

---

---

---

---

---

---

---

NOTE: Parts indicated as Type 1 are used on factory equipped Dual Exhaust Systems.

NOTE: Parts indicated as Type 2 are used on Dealer installed Dual Exhaust Systems.

NOTE: For Dealer installed Dual Exhaust Pkg. see Part Type Code 1-31-5.

PART TYPE CODE	PART NAME AND DESCRIPTION	SINGLE EXHAUST	DUAL EXHAUST TYPE 1	DUAL EXHAUST TYPE 2
<b>11-01-0 MUFFLER</b>				
11-01-1	MUFFLER, P26, P28, P30, D56, D62, UP TO	1-1943 920 (1)	-	-
	P27 except Cv. Cp. and Sub. . . . .	1-1943 925	2-1943 920	-
	P27, 4 D., Cl. Sed., Sp.Cl.Cp. . . . .	-	-	2-1943 925
	P27 Cv. Cp. . . . .	1-1631 028	2-1406 980	-
	P27 Sub. . . . .	1-1943 925	-	-
	P29, P31, except Cv. Cp. . . . .	1-1943 925	-	-
	P29 except Cv. Cp. . . . .	-	2-1943 921	-
	P29, 4 D., Cl. Sed., Sp.Cl.Cp. . . . .	-	-	2-1943 925
	P29 Cv. Cp. . . . .	1-1638 800	1-1673 251 Rt. 1-1673 254 Lt.	-
	P29 Fury . . . . .	-	2-1733 300	-
	P31 Cv. Cp. . . . .	1-1736 750 Frt.	-	-
	P31 Cv. Cp. . . . .	1-1736 752 Rr.	-	-
	P31 except Cv. Cp. . . . .	-	2-1943 921	-
	P31 Cv. Cp. . . . .	-	2-1736 756 Frt.	-
	P31 Cv. Cp. . . . .	-	2-1736 758 Rr.	-
	P31 Fury . . . . .	-	2-1943 924	-
	LP1 . . . . .	1-1943 920	-	-
	LP2 except Cv. Cp. . . . .	1-1943 925	-	-
	LP2 except Cv. Cp. . . . .	-	2-1943 921	-
	LP2 Cv. Cp. . . . .	-	2-1736 756 Frt.	-
	LP2 Fury, LD2-500 except Cv. Cp. . . . .	-	2-1736 758 Rr. 2-1850 674	-
	D55 except Cv. Cp. . . . .	E1-1943 927	-	-
	D55-1, D55-2, All . . . . .	-	2-1943 920	-
	D55-3 except Cv. Cp. . . . .	-	2-1943 920	-
	D55 except Cv. Cp., Sub. . . . .	-	-	E 1943 927 Rt. 1943 925 Lt.
	D55-3 Cv. Cp. . . . .	1619 069 Frt. 1616 021 Rr.	2-1406 980	-
	D62, LD1, AFTER . . . . .	1-1943 921 (1)	-	-
	D63-1 except Cv. Cp. . . . .	1-1943 925	2-1943 921	-
	D63 except Cv. Cp., Sub. . . . .	-	-	2-1943 925
	D63 Cv. Cp. . . . .	1-1673 261	2-1673 254	-
	D63-2 All, D63-3 except Cv. Cp. . . . .	E1-1943 927	-	-
	D63-2 . . . . .	-	2-1943 921	-
	D63-3 except Cv. Cp. . . . .	-	2-1943 921	-
	D63-3 Cv. Cp. . . . .	-	2-1673 254	-
	D63-D500 except Cv. Cp. . . . .	-	2-1943 924	-
	D63-D500 Cv. Cp. . . . .	-	2-1675 696	-
	D66, D67-1, except Cv. Cp., D70, D71, All . . . . .	1-1943 925	-	-
	D66, D67, except Cv. Cp., D70, D71, All . . . . .	-	2-1943 921	-
	D66, D67, Cv. Cp. . . . .	-	2-1736 756 Frt.	-
	D66, D67, Cv. Cp. . . . .	-	2-1736 758 Rr.	-
	D66-D500 except Cv. Cp., D67-1-D500, D67-2-D500 except Cv. Cp., D70-D500, D71-D500, All . . . . .	-	2-1943 924	-

NOTE 1: D62 Ser. No. 32250775 Det. Blt., 48016723 L. A. Blt.

★ Indicates use as required.

⊠ Indicates parts not listed in any previous parts book.

\* Indicates change or addition.

Numerals in parentheses ( ) refer to notes.

Printed in U.S.A.

Prices and specifications subject to change without notice.

# 1955-58 PASSENGER CAR PARTS LIST

PART TYPE CODE	PART NAME AND DESCRIPTION	SINGLE EXHAUST	DUAL EXHAUST TYPE 1	DUAL EXHAUST TYPE 2
D66-D500, D67-D500, Cv.Cp.		-	2-1736 750 Frt.	-
D66-D500, D67-D500, Cv.Cp.		-	2-1736 752 Rr.	-
D72		1-1943 921	-	-
LD1		1-1943 921	-	-
LD2 except Cv. Cp.		1-1943 925	-	-
LD3-L Sub.		1-1943 922	-	-
LD2, LD3, except Cv. Cp.		-	2-1943 921 (1)	-
LD2 except Cv. Cp.		-	2-1943 924 (2)	-
LD2, LD3, Cv. Cp.		-	2-1736 756 Frt.	-
			2-1736 758 Rr.	-
LD2-D500, LD3-H-D500, except Cv.Cp., LD3-L-500 Sub.		-	2-1850 674	-
LD2-500, LD3-500, Cv.Cp.		-	2-1736 750 Frt.	-
LD2-500, LD3-500, Cv.Cp.		-	2-1736 752 Rr.	-
S21 except Cv.Cp.	1-1619 043	-	2-1943 923	-
S21 Cv. Cp.	1619 015 Frt.	-	1638 770 Rt.	-
	1615 245 Rr.	-	1638 769 Lt.	-
S21, 4 D., Sp. Cl. Cp.	-	-	-	2-1619 043
S22 except Cv.Cp.	1-1670 068	-	-	-
S22, 4 D., Sp. Cl. Cp.	-	2-1943 923	-	1670 068 Rt. 1619 043 Lt.
S22 Cv.Cp., w/o PowerFlite	1619 009 Frt.	-	1638 770 Rt.	-
	1615 245 Rr.	-	1638 769 Lt.	-
S22 Cv. Cp., w/PowerFlite	1619 010 Frt.	-	1638 770 Rt.	-
	1615 245 Rr.	-	1638 769 Lt.	-
S22, 4 D., Sp. Cl. Cp.	-	-	-	1670 068 Rt. 1619 043 Lt.
S23, S24, except Cv.Cp.	1-1943 922	-	-	-
S23, S24, 4 D., Sp. 4 D., Sp. Cl. Cp.	-	2-1943 921	-	*2-1943 922
S23 Cv. Cp., w/PowerFlite	1-1670 008	-	-	-
S23, Cv. Cp.	-	-	1638 770 Rt.	-
	-	-	1638 769 Lt.	-
S24 Cv. Cp.	1-1670 008	-	1638 770 Rt.	-
	-	-	1638 769 Lt.	-
S25, S26, except Cv. Cp.	1-1943 922	-	-	-
S25, S26, except Cv. Cp.	-	2-1943 921	-	-
S25, S26, Cv. Cp.	-	2-1736 810 Frt.	-	-
S25, S26, Cv. Cp.	-	2-1736 802 Rr.	-	-
S27	1-1943 925	-	-	-
S27	-	2-1943 921	-	-
LS1, LS2, LS3, except Cv. Cp.	1-1943 922	-	-	-
LS1 except Cv. Cp.	-	2-1943 921	-	-
LS1, Cv. Cp.	-	2-1736 756 Frt.	-	-
	-	2-1736 758 Rr.	-	-
LS2, LS3, Cv. Cp.	-	*2-1736 810 Frt.	-	-
	-	2-1829 090 Rr.	-	-
LS3 Adventurer, Sp. Cl. Cp.	-	2-1850 674	-	-
C67 except Cv. Cp.	1-1670 068	2-1943 923	-	1670 068 Rt. 1619 043 Lt.
C67 Cv. Cp., w/o PowerFlite	1619 009 Frt.	-	1638 770 Rt.	-
	1615 245 Rr.	-	1638 769 Lt.	-
C67 Cv. Cp., w/PowerFlite	1619 010 Frt.	-	1638 770 Rt.	-
	1615 245 Rr.	-	1638 769 Lt.	-
C68 except Cv. Cp., C69, C70, All	-	2-1943 923	-	-
C68 Cv. Cp.	-	-	1638 770 Rt.	-
	-	-	1638 769 Lt.	-

NOTE 1: LD2 except Cv.Cp. UP TO Ser. No. 14156 and AFTER Ser. No. 25480.

NOTE 2: LD2 except Cv.Cp. FROM Ser. No. 14156 thru Ser. No. 25480.

★ Indicates use as required.

Numerals in parentheses ( ) refer to notes.

Printed in U.S.A.

Ⓛ Indicates parts not listed in any previous parts book.

Prices and specifications subject to change without notice.

May 21, 1959 Supersedes Nov. 10, 1958.

\* Indicates change or addition.



PART TYPE CODE	PART NAME AND DESCRIPTION	SINGLE EXHAUST	DUAL EXHAUST TYPE 1	DUAL EXHAUST TYPE 2
C68-300		-	2-1670 072	-
C70, C73, All, C72 except Cv. Cp.		-	2-1943 923	-
C71, except Cv. Cp.		1-1673 280	2-1943 923	-
C71, 4 D., Sp. 4 D., Sp. Cl. Cp.		-	-	2-1673 280
C71, Cv. Cp., w/o PowerFlite		1-1638 804	-	-
C71, Cv. Cp., w/PowerFlite		1-1670 009	1638 770 Rt.	-
		-	1638 769-Lt.	-
C72, Cv. Cp.		-	1638 770 Rt.	-
		-	1638 769 Lt.	-
C72-300, C76-300, Sp. Cl. Cp.		-	2-1675 663	-
C75-1		*1-1673 280	-	-
C75-1, C75-2, All		-	2-1943 921	-
C76 except Cv. Cp.		-	2-1943 923	-
C76 Cv. Cp., IM, Cv. Cp. and Sp. 4 D.		-	2-1736 810 Frt.	-
C76 Cv. Cp.		-	2-1736 802 Rr.	-
IM except Cv. Cp. and Sp. 4 D.		-	1-1736 872 Rt.	-
IM except Cv. Cp. and Sp. 4D		-	1-1736 871 Lt.	-
IM, Sp. 4 D.		-	*2-1733 286 Rr.	-
Right, IM, Cv. Cp.		-	*1-1856 268 Rr.	-
Left, IM, Cv. Cp.		-	*1-1856 267 Rr.	-
LC1		1-1673 280	-	-
LC2		-	2-1850 615	-
LC3 except Cv. Cp.		-	2-1943 923	-
LC3 Cv. Cp.		-	2-1736 810 Frt.	-
		-	2-1736 802 Rr.	-
LC3-300		-	2-1675 663	-
LY1 except Cv. Cp. and Sp. 4 D.		-	1-1736 872 Frt. Rt.	-
		-	1-1736 871 Frt. Lt.	-
		-	2-1733 286 Rr.	-
LY1 Cv. Cp. and Sp. 4 D.		-	2-1736 810 Frt.	-
		-	1-1856 268 Rr. Rt.	-
		-	1-1856 267 Rr. Lt.	-

CODE	PART NAME AND DESCRIPTION	NO. OF CYL.	PLYMOUTH	DODGE	DESOTO	CHRYSLER AND IMPERIAL	PER CAR	PART NUMBER
11-01-17	SHIELD, Muffler Heat, w/Air Conditioning . .	8	-	-	58	58	1	1856 251
11-01-23	NUT, Muffler Heat Shield . . . . .	8	55-56	55-56	-	-	4	6010 006
<b>11-02-0 MUFFLER SUPPORT</b>								
11-02-1	SUPPORT PACKAGE, Muffler End, Sub. . . .	6	-	55	-	-	1	1843 009
	Intermediate Pipe, Cv. Cp., Single Exhaust . .	8	57	-	-	-	1	1843 008
	P31, D66, D67, S25, S26, C76, Cv. Cp., IM Cv. Cp. and Sp. 4 D., LY1 Sp. 4 D., Type 1 . .	8	57	57	57	57-58	2	1843 009
	Muffler End, S25 except Cv. Cp., S26 except Cv. Cp. and Sub., Single Exhaust . . . . .	8	-	-	57	-	1	1843 008
	S25, S26, C70, Type 1 . . . . .	8	-	-	57	55-56	2	1843 009
	Intermediate Pipe, D66-D500, D67-2-D500, LD2-500, LD3-500, Cv. Cp., IM except Cv. Cp., Sp. 4 D., LY1 Sp. Cl. Cp., 4 D., Type 1 . .	8	-	57-58	-	57-58	2	1843 008
	Cv. Cp., Type 1 . . . . .	8	58	58	58	58	2	1843 009
11-02-4	SUPPORT, Muffler, Right, IM, LY1, Type 1 .	8	-	-	-	57-58	1	*1820 319
	Left, IM1, LY1, Type 1 . . . . .	8	-	-	-	57-58	1	*1820 318

★ Indicates use as required.

☐ Indicates parts not listed in any previous parts book.

\* Indicates change or addition.

Numerals in parentheses ( ) refer to notes.

Printed in U.S.A.

Prices and specifications subject to change without notice.

# 1955-58 PASSENGER CAR PARTS LIST

EXHAUST

CODE	PART NAME AND DESCRIPTION	NO. OF CYL.	PLYMOUTH	DODGE	DESOTO	CHRYSLER AND IMPERIAL	PER CAR	PART NUMBER
<b>11-05-0</b>	<b>EXHAUST PIPE</b>							
11-05-1	PIPE, 46" lgh. . . . .	6	55	55	-	-	1	1675 686
	Left, 42" lgh., w/Std. and Overdrive Trans., except Cv. Cp. and Sub., Type 2 . . . . .	8	55	-	-	-	1	1675 585
	Left, 42 5/64" lgh., w/Std. and Overdrive Trans., except Cv. Cp., Type 1 . . . . .	8	55	-	-	-	1	1638 724
	Left, 42 5/64" lgh., w/PowerFlite, except Cv. Cp., Type 1 . . . . .	8	55	-	-	-	1	1630 997
	Right, 49 9/32" lgh. except Cv. Cp., Type 1 . . . . .	8	55	-	-	-	1	1675 678
	Left, 42" lgh., w/PowerFlite, P27 except Cv. Cp. and Sub., Type 2, D55-1, D55-2, except Sub., Type 2 . . . . .	8	55	55	-	-	1	1675 585
	Right, 41 1/16" lgh., Cv. Cp., Type 1 . . . . .	8	55	-	-	-	1	1638 740
	Left, 33 3/4" lgh., Cv. Cp., w/Std. and Overdrive Trans., Type 1 . . . . .	8	55	-	-	-	1	1673 274
	Left, 33 13/16" lgh., Cv. Cp., w/PowerFlite, Type 1 . . . . .	8	55	-	-	-	1	1638 730
	Right, 19 5/8" lgh., D55-1, D55-2, w/o PowerFlite, Single Exhaust . . . . .	8	55	55	-	-	1	1619 073
	Right, 19 5/8" lgh., D55-1, D55-2, w/PowerFlite, Single Exhaust . . . . .	8	55	55	-	-	1	1619 074
	Right, 19 5/8" lgh., D63-1 Single Exhaust 46" lgh. . . . .	8	56 (2)	56	-	-	1	1637 213
		6	56	56	-	-	1	1675 686
	Right, 20 63/64" lgh., Single Exhaust . . . . .	8	56 (1)	-	-	-	1	1637 203
	Right, 52 5/8" lgh., except Cv. Cp., Type 1 . . . . .	8	56 (1)	-	-	-	1	1673 268
	Right, 51 7/32" lgh., except Cv. Cp., Type 1 . . . . .	8	56 (2)	-	-	-	1	1675 678
	Left, 43 15/16" lgh., except Cv. Cp., Type 1 . . . . .	8	56	-	-	-	1	1673 270
	Right, 42 7/16" lgh., Cv. Cp., Type 1 . . . . .	8	56	-	-	-	1	1673 272
	Left, 33 3/4" lgh., Cv. Cp., Type 1 . . . . .	8	56	-	-	-	1	1673 274
	Left, 42" lgh., P29 4 D., 2 D. and Sp. Cl. Cp., w/Std. and Overdrive Trans., Type 2 . . . . .	8	56	-	-	-	1	1675 585
	Right, 52 5/8" lgh., P29 Fury . . . . .	8	56	-	-	-	1	1733 291
	Left, 43 15/16" lgh., P29 Fury . . . . .	8	56	-	-	-	1	1733 289
	Left, 42" lgh., P29 4 D., 2 D. and Sp. Cl. Cp., D63 4 D., Cl. Cp., Sp. Cl. Cp., w/PowerFlite, Type 2 . . . . .	8	56	56	-	-	1	1675 585
	15" lgh. . . . .	6	57-58	57-58	-	-	1	1675 698
	Right, 19 11/16" lgh., Type 1 . . . . .	8	57-58	-	-	-	1	1736 735
	Left, 12 1/2" lgh., Type 1 . . . . .	8	57-58	-	-	-	1	1733 420
	23" lgh., Single Exhaust . . . . .	8	57-58	-	-	-	1	1736 776
	Right, 14 1/2" lgh., LP2 Fury, LD2-D500, LD3-D500, LS3 Adventurer, w/o Fuel Injection, Type 1 . . . . .	8	58	58	58	-	1	1850 649
	Left, 21 1/4" lgh., LP2 Fury, LD2-D500, LD3-D500, LS3 Adventurer, w/o Fuel Injection, Type 1 . . . . .	8	58	58	58	-	1	1850 647
	Right, 14 1/2" lgh., LP2 Fury, LD2-D500, All, LD3-H-D500 except Sub., LS3 Adventurer, w/Fuel Injection, Type 1 . . . . .	8	58	58	58	-	1	1850 667
	Left, 21 1/4" lgh., LP2 Fury, LD2-D-500, All, LD3-H-D500 except Sub., LS3 Adventurer, w/Fuel Injection, Type 1 . . . . .	8	58	58	58	-	1	1850 665
	Right, 20 5/8" lgh., D55-3, w/o PowerFlite, Single Exhaust . . . . .	8	-	55	-	-	1	1619 071
	Right, 20 5/8" lgh., D55-3, w/PowerFlite, Single Exhaust . . . . .	8	-	55	-	-	1	1619 072
	Right, 14 5/8" lgh., Type 1 . . . . .	8	-	55	-	-	1	1630 976
	Left, 42" lgh., D55-1, D55-2, D55-3 except Cv. Cp., Type 1 . . . . .	8	-	55	-	-	1	1631 013
	Left, 33 15/16" lgh., D55-3 Cv. Cp., Type 1 . . . . .	8	-	55	-	-	1	1631 015
	Left, 41 23/64" lgh., D55-3 except Cv. Cp., w/PowerFlite, Type 2 . . . . .	8	-	55	-	-	1	1637 276

NOTE 1: P29 from Eng. No. P29-1001 thru P29-40000 and P29-80001 thru P29-250000 and AFTER P29-274010.

NOTE 2: P29 from Eng. No. P29-41001 thru P29-80000 and P29-250001 thru P29-274009.

★ Indicates use as required.

Numerals in parentheses ( ) refer to notes.

Printed in U.S.A.

⊠ Indicates parts not listed in any previous parts book.

Prices and specifications subject to change without notice.

Nov. 10, 1958 Supersedes Feb. 14, 1958.

\* Indicates change or addition.

# PASSENGER CAR PARTS LIST 1955-58

CODE	PART NAME AND DESCRIPTION	NO. OF CYL.	PLYMOUTH	DODGE	DESOTO	CHRYSLER AND IMPERIAL	PER CAR	PART NUMBER
	Right, 19 9/16" lgh., D63-2, D63-3, Single Exhaust	8	-	56	-	-	1	1637 209
	Right, 13 9/16" lgh., D63, Type 1	8	-	56	-	-	1	1670 011
	Left, 42" lgh., D63-1, D63-3, except Cv. Cp., D63-2 All, Type 1	8	-	56	-	-	1	1670 023
	Left, 34 9/16" lgh., Cv.Cp., Type 1	8	-	56	-	-	1	1670 013
	Right, 14 35/64" lgh., D63-D500, Type 1	8	-	56	-	-	1	1675 651
	Left, 42" lgh., D63-D500, except Cv. Cp., Type 1	8	-	56	-	-	1	1670 023
	Left, 34 9/16" lgh., D63-D500, Cv. Cp., Type 1	8	-	56	-	-	1	1670 013
	Right, 19 1/4" lgh., D66-D500, D67-D500, D70-D500, D71-D500, All, Type 1	8	-	57	-	-	1	1736 881
	21 39/64" lgh., D66, LD2, except Cv. Cp., D67-1, D70, D71, S27, All, Single Exhaust	8	-	57-58	57	-	1	1733 350
	Right, 18 1/4" lgh., S27, LD2, All, Type 1	8	-	57-58	57	-	1	1733 424
	Left, 12 1/2" lgh., S27, LD2, All, Type 1	8	-	57-58	57	-	1	1733 420
	21 3/4" lgh., LD3-L Sub., LS1, LS2, LS3, except Cv. Cp., Single Exhaust	8	-	58	58	-	1	1821 015
	Right, 14 1/2" lgh., LD3, Type 1	8	-	58	58	-	1	1828 268
	Left, 21 1/4" lgh., LD3, Type 1	8	-	58	58	-	1	1821 037
	Right, 28 7/16" lgh., Single Exhaust	8	-	-	55	-	1	1637 253
	Right, 17 11/64" lgh., S21, S22, 4 D., Sp. Cl. Cp., Cv. Cp., Type 1	8	-	-	55	-	1	1637 281
	Left, 18 7/8" lgh., S21, S22, 4D., Sp. Cl. Cp., Cv. Cp., Type 1	8	-	-	55	-	1	1637 279
	Left, 50 1/4" lgh., S21, S22, Except Cv. Cp. and Est. Wgn., w/PowerFlite, Type 2	8	-	-	55	-	1	1637 298
	Right, 28 7/16" lgh., Single Exhaust	8	-	-	56	-	1	1637 223
	Right, 17 3/4" lgh., S23, except Est. Wgn., S24 All, Type 1	8	-	-	56	-	1	1637 285
	Left, 18 55/64" lgh., S23, except Est. Wgn., S24 All, Type 1	8	-	-	56	-	1	1637 283
	Left, 54" lgh., S23, except Cv. Cp. and Est. Wgn., S24 except Cv. Cp., w/PowerFlite, Type 2	8	-	-	56	-	1	1675 587
	Right, 23 5/8" lgh., S25, S26, except Cv. Cp., Single Exhaust, UP TO	8	-	-	57 (2)	-	1	*1733 366
	Left, 23 5/8" lgh., S25, S26, except Cv. Cp., Single Exhaust, UP TO	8	-	-	57 (2)	-	1	*1733 362
	Right, 23 5/8" lgh., S25, S26, except Cv. Cp., Single Exhaust, AFTER	8	-	-	57 (2)	-	1	*1820 580
	Left, 23 5/8" lgh., S25, S26, except Cv. Cp., Single Exhaust, AFTER	8	-	-	57 (2)	-	1	*1820 577
	Right, 16 27/32" lgh., S25, S26, Type 1	8	-	-	57	-	1	1736 782
	Left, 19" lgh., S25, S26, Type 1	8	-	-	57	-	1	1733 393
	Right, 27 1/16" lgh., C67 except Cv. Cp., Single Exhaust, UP TO	8	-	-	-	55 (1)	1	1559 861
	Right, 60 47/64" lgh., C67, except Cv. Cp., Single Exhaust, AFTER	8	-	-	-	55 (1)	1	1675 571
	Right, 27 1/16" lgh., C67 Cv. Cp., Single Exhaust, UP TO	8	-	-	-	55 (1)	1	1559 861
	Right, 25 1/16" lgh., C67, C71, Cv. Cp., Single Exhaust, AFTER	8	-	-	-	55-56 (1)	1	1637 243
	Left, 16 3/8" lgh., C67, C71, Single Exhaust	8	-	-	-	55-56	1	*1670 031
	Left, 51 1/2" lgh., C67, 4D., Sp. Cl. Cp., C71 except Cv. Cp., and Est. Wgn., w/PowerFlite, Type 2	8	-	-	-	55-56	1	1670 015
	Right, 17 5/32" lgh., C67 except Est. Wgn., C71 Cv. Cp., W/Power Flite, Type 1	8	-	-	-	55-56	1	1631 037
	Left, 20 25/64" lgh., C67 except Est. Wgn., C71 Cv. Cp., W/Power Flite, Type 1	8	-	-	-	55-56	1	1631 035

NOTE 1: C67 Windsor Ser. No. W55-65916.

NOTE 2: S25 Ser. No. 55352488, S26 Ser. No. 50410414.

★ Indicates use as required.

☐ Indicates parts not listed in any previous parts book.

\* Indicates change or addition.

Numerals in parentheses ( ) refer to notes.

Printed in U.S.A.

Prices and specifications subject to change without notice.

Nov. 10, 1958 Supersedes June 25, 1958.

# 1955-58 PASSENGER CAR PARTS LIST

EXHAUST

CODE	PART NAME AND DESCRIPTION	NO. OF CYL.	PLYMOUTH	DODGE	DESOTO	CHRYSLER AND IMPERIAL	PER CAR	PART NUMBER
	Right, 47 23/64" lgh., C71 except Cv.Cp., w/PowerFlite, Type 1 . . . . .	8	-	-	-	56	1	1670 054
	Left, 50 1/2" lgh., C71 except Cv. Cp., w/PowerFlite, Type 1 . . . . .	8	-	-	-	56	1	1675 601
	Right, 60 47/64" lgh., C71 except Cv. Cp., Single Exhaust . . . . .	8	-	-	-	56	1	1675 571
	Right, 18 3/16" lgh., C68, C69, C70 . . . . .	8	-	-	-	55	1	1559 844
	Left, 19 5/16" lgh., C68, C69, C70 . . . . .	8	-	-	-	55	1	1559 842
	Right, 48 7/8" lgh., C72 except Cv.Cp. . . . .	8	-	-	-	56	1	1637 235
	Left, 49 15/32" lgh., C72 except Cv.Cp. . . . .	8	-	-	-	56	1	1675 573
	Right, 18 3/16" lgh., C72 Cv.Cp. . . . .	8	-	-	-	56	1	1637 262
	Left, 19 5/16" lgh., C72 Cv.Cp. . . . .	8	-	-	-	56	1	1637 260
	Right, 35 55/64" lgh., C70, C73 . . . . .	8	-	-	-	56	1	1675 595
	Left, 49 31/32" lgh., C70, C73 . . . . .	8	-	-	-	56	1	1675 597
	Right, 49 27/64" lgh., C72-300 . . . . .	8	-	-	-	56	1	1675 684
	Left, 50 15/32" lgh., C72-300 . . . . .	8	-	-	-	56	1	1675 682
	Right, 25 1/4" lgh., C75-1, Single Exhaust . . . . .	8	-	-	-	57	1	1733 371
	Left, 25 1/4" lgh., C75-1, Single Exhaust . . . . .	8	-	-	-	57	1	1733 369
	Right, 16 3/16" lgh., C75, LC2, Type 1 . . . . .	8	-	-	-	57-58	1	1736 726
	Left, 20 1/2" lgh., C75, LC2, Type 1 . . . . .	8	-	-	-	57-58	1	1736 724
	Right, 17 1/4" lgh., C76, LC3, IM, LY1 . . . . .	8	-	-	-	57-58	1	1733 313
	Left, 19 1/2" lgh., C76, LC3, IM, LY1 . . . . .	8	-	-	-	57-58	1	1733 281
	Right, 17 1/4" lgh., C76-300 Sp. Cl. Cp., LC3-300 w/o Fuel Injection . . . . .	8	-	-	-	57-58	1	1820 269
	Left, 19 1/2" lgh., C76-300 Sp. Cl. Cp., LC3-300 w/o Fuel Injection . . . . .	8	-	-	-	57-58	1	1820 267
	Right, 25 1/4" lgh., LC1, Single Exhaust . . . . .	8	-	-	-	58	1	1821 032
	Left, 27 3/8" lgh., LC1, Single Exhaust . . . . .	8	-	-	-	58	1	1821 028
	Right, 17 1/4" lgh., LC3-300, w/Fuel Injection. . . . .	8	-	-	-	58	1	1850 619
	Left, 19 1/2" lgh., LC3-300 w/Fuel Injection. . . . .	8	-	-	-	58	1	1850 616
11-05-4	EXTENSION or PIPE, 34 9/16" lgh., P27, P29, D63-1, except Cv.Cp., Single Exhaust . . . . .	8	55-56	56	-	-	1	1619 058
	28 3/4" lgh., D55-1, D55-2, D63-2, All, D55-3, D63-3, except Cv. Cp., UP TO, Single Exhaust . . . . .	8	-	55-56	-	-	1	1675 631
	53" lgh., LHD . . . . .	6	57-58	57-58	-	-	1	*1736 900
	Right, 54 11/32" lgh., P31 Fury, Type 1 . . . . .	8	57	-	-	-	1	1736 839
	Left, 54" lgh., P31 Fury, Type 1 . . . . .	8	57	-	-	-	1	1736 835
	28 55/64" lgh., Cv.Cp., Single Exhaust . . . . .	8	57-58	-	-	-	1	1736 749
	Right, 32 1/2" lgh., Cv.Cp., LD2, Type 1 . . . . .	8	57-58	57-58	-	-	1	1736 755
	Left, 32 3/16" lgh., Cv. Cp., LD2, Type 1 . . . . .	8	57-58	57-58	-	-	1	1736 754
	51 13/64" lgh., P31, D66, LD2, except Cv. Cp., LP2 except Cv. Cp., D67-1, D70, D71, S27, All, Single Exhaust . . . . .	8	57-58	57-58	57	-	1	*1736 824
	Right, 54 11/32" lgh., P31, LP2, D66, D67, LD2, except Cv. Cp., D70, D71, All, S27 except Sub., Type 1 . . . . .	8	57-58	57-58	57	-	1	*1736 839
	Left, 54" lgh., P31, LP2, D66, D67, LD2, except Cv. Cp., D70, D71, All, S27 except Sub., Type 1 . . . . .	8	57-58	57-58	57	-	1	*1736 835
	Right, 52 3/4" lgh., LP2 Fury, Sp.Cl. Cp., LD2-D500, LD3-H-D500, except Cv.Cp., LD3-L-D500 Sub., Type 1 . . . . .	8	58	58	-	-	1	1850 631
	Left, 52 1/2" lgh., LP2 Fury, Sp.Cl. Cp., LD2-D500, LD3-H-D500, except Cv. Cp., LD3-L-D500 Sub., Type 1 . . . . .	8	58	58	-	-	1	1850 630
	Right, 38 1/4" lgh., D55-1, D55-2, D63-2, All, D55-3, D63-1 W/Power Pkg., D63-3, except Cv. Cp., Type 1 . . . . .	8	-	55-56	-	-	1	1630 980
	Right, 30 13/16" lgh., Cv. Cp., Type 1 . . . . .	8	-	55-56	-	-	1	1630 981
	Right, 37 1/4" lgh., D63-1 except Cv. Cp., w/o Power Pkg., Type 1 . . . . .	8	-	56	-	-	1	1630 982
	Right, 33 1/2" lgh., D66-D500, D67-D500, Cv. Cp., Type 1 . . . . .	8	-	57	-	-	1	1736 755
	Left, 32 3/16" lgh., D66-500, D67-500, Cv. Cp., Type 1 . . . . .	8	-	57	-	-	1	1736 754

★ Indicates use as required.

Numerals in parentheses ( ) refer to notes.

Printed in U.S.A.

⊠ Indicates parts not listed in any previous parts book.

Prices and specifications subject to change without notice.

May 21, 1959 Supersedes Nov. 10, 1958.

\* Indicates change or addition.

CODE	PART NAME AND DESCRIPTION	NO. OF CYL.	PLYMOUTH	DODGE	DESOTO	CHRYSLER AND IMPERIAL	PER CAR	PART NUMBER
	Right, 32 3/8" lgh., LD2-500 Cv. Cp., Type 1 . . . . .	8	-	58	-	-	1	1828 293
	Left, 32 5/32" lgh., LD2-500 Cv. Cp., Type 1 . . . . .	8	-	58	-	-	1	1828 292
	Right, 32 3/16" lgh., LD3-H-D500 Cv. Cp., Type 1 . . . . .	8	-	58	-	-	1	1850 633
	Left, 32 13/32" lgh., LD3-H-D500 Cv. Cp., Type 1 . . . . .	8	-	58	-	-	1	1850 632
	53 1/2" lgh., LD3 Sub., LS1, LS2, LS3, except Cv. Cp., Single Exhaust . . . . .	8	-	58	58	-	1	*1821 022
	Right, 54 1/4" lgh., LD3, LS1, except Cv. Cp., Type 1 . . . . .	8	-	58	58	-	1	1828 273
	Left, 54" lgh., LD3, LS1, except Cv. Cp., Type 1 . . . . .	8	-	58	58	-	1	1828 272
	Right, 32 3/8" lgh., LD3, LS1, Cv. Cp., Type 1 . . . . .	8	-	58	58	-	1	1828 293
	Left, 32 5/32" lgh., LD3, LS1, Cv. Cp., Type 1 . . . . .	8	-	58	58	-	1	1828 292
	34 1/2" lgh., S21, S22, C67 UP TO, except Cv. Cp., Single Exhaust . . . . .	8	-	-	55	55 (1)	1	1670 006
	Right, 35" lgh., S21, S22, 4 D., Sp. Cl. Cp., C67 except Cv. Cp. w/PowerFlite, C68 except Cv. Cp., C69 All, Type 1 . . . . .	8	-	-	55	55	1	1670 047
	Left, 35" lgh., S21, S22, 4 D., Sp. Cl. Cp., C67 except Cv. Cp. w/PowerFlite, C68 except Cv. Cp., C69 All, Type 1 . . . . .	8	-	-	55	55	1	1670 048
	34 1/2" lgh., except Cv. Cp., Single Exhaust . . . . .	8	-	-	56	-	1	1670 006
	Right, 40" lgh., S23, S24, 4 D., Sp. Cl. Cp., Sp. 4 D., Type 1 . . . . .	8	-	-	56	-	1	1670 047
	Left, 40" lgh., S23, S24, 4 D., Sp. Cl. Cp., Sp. 4 D., Type 1 . . . . .	8	-	-	56	-	1	1670 048
	Right, 40 3/4" lgh., S25, S26, except Cv. Cp., Type 1 . . . . .	8	-	-	57	-	1	1736 860
	Left, 39 1/2" lgh., S25, S26, except Cv. Cp., Type 1 . . . . .	8	-	-	57	-	1	1736 859
	Right, 35 3/4" lgh., S25, S26, C76, LC3, Cv. Cp., Type 1 . . . . .	8	-	-	57	57-58	1	1736 769
	Left, 34 5/8" lgh., S25, S26, C76, LC3, Cv. Cp., Type 1 . . . . .	8	-	-	57	57-58	1	1736 768
	35" lgh., S25, S26, except Cv. Cp., Sub., C75-1 All, Single Exhaust . . . . .	8	-	-	57	57	1	1736 850
	Right, 38" lgh., LS2, LS3, except Cv. Cp., Type 1 . . . . .	8	-	-	58	-	1	1828 277
	Left, 38" lgh., LS2, LS3, except Cv. Cp., Type 1 . . . . .	8	-	-	58	-	1	1828 276
	Right, 33 1/8" lgh., LS2, LS3, Cv. Cp., Type 1 . . . . .	8	-	-	58	-	1	1828 295
	Left, 32 7/8" lgh., LS2, LS3, Cv. Cp., Type 1 . . . . .	8	-	-	58	-	1	1828 294
	Right, 38 1/4" lgh., LS3 Adventurer, Type 1 . . . . .	8	-	-	58	-	1	1850 654
	Left, 38" lgh., LS3 Adventurer, Type 1 . . . . .	8	-	-	58	-	1	1850 653
	Right, 35 1/2" lgh., C70 . . . . .	8	-	-	-	55-56	1	1616 070
	Left, 33 1/2" lgh., C70 . . . . .	8	-	-	-	55-56	1	1616 068
	Right, 45 7/8" lgh., C75, LC2, All, Type 1 . . . . .	8	-	-	-	57-58	1	1736 878
	Left, 44 3/4" lgh., C75, LC2, All, Type 1 . . . . .	8	-	-	-	57-58	1	1736 877
	Right, 40 11/16" lgh., C76, LC3, except Cv. Cp. . . . .	8	-	-	-	57-58	1	1736 860
	Left, 39 1/2" lgh., C76, LC3, except Cv. Cp. . . . .	8	-	-	-	57-58	1	1736 859
	Right, 40 11/16" lgh., C76-300 Sp. Cl. Cp., LC3-300 . . . . .	8	-	-	-	57-58	1	1820 274
	Left, 39 1/2" lgh., C76-300 Sp. Cl. Cp., LC3-300 . . . . .	8	-	-	-	57-58	1	1820 272

NOTE 1: C67 Windsor Ser. No. W55-65916.

★ Indicates use as required.

Numerals in parentheses ( ) refer to notes.

Printed in U.S.A.

□ Indicates parts not listed in any previous parts book.

Prices and specifications subject to change without notice.

\* Indicates change or addition.

Page 11-13

May 21, 1959 Supersedes Nov. 10, 1958.

# 1955-58 PASSENGER CAR PARTS LIST

EXHAUST

CODE	PART NAME AND DESCRIPTION	NO. OF CYL.	PLYMOUTH	DODGE	DESOTO	CHRYSLER AND IMPERIAL	PER CAR	PART NUMBER
11-05-9	Right, 40 3/8" lgh., IM, LY1, Cv. Cp. and Sp. 4D	8	-	-	-	57-58	1	1733 360
	Left, 39 1/4" lgh., IM, LY1, Cv. Cp. and Sp. 4D	8	-	-	-	57-58	1	1733 354
	35 1/2" lgh., LC1 Single Exhaust	8	-	-	-	58	1	1821 035
	CROSSOVER or PIPE, 17 5/8" lgh., LP2 Fury, LD2-500, All, LD3-H-500 except Sub., LS3 Adventurer Sp. Cl. Cp., w/Fuel Injection, Type 1	8	58	58	58	-	1	1850 640
11-05-38	14 7/16" lgh., LC3-300 w/Fuel Injection, Type 1	8	-	-	-	58	1	1850 687
	CAP, Right, P27 except Cv. Cp., P29, D63, 4D., Cl. Sed., Sp. Cl. Cp., S21, S22, S23, S24, D55 except Cv. Cp. and Sub., Type 2	8	55-56	55-56	55-56	-	1	*1637 212
	C67, C71, Type 2	8	-	-	-	55-56	1	*1638 758

## 11-06-0 EXHAUST PIPE FLANGE GASKET AND STUD

11-06-2	STUD	8	55-58	55-58	57	57-58	★	1402 981
	Bolt	6	57-58	57-58	-	-	2	181 672
11-06-8	LD3	8	57-58	-	-	-	2	181 670
	BOLT, S27, LD2	8	-	56-58	56-58	56	2	1671 015
	STUD, S25, S26	8	-	-	57	-	2	1739 574
	GASKET, UP TO	6	55 (2)	55 (2)	-	-	1	1557 290
	AFTER	6	55-58 (2)	55-58 (2)	-	-	1	1596 571
	S27	8	55-56	55-57	55-57	-	3	1636 570
	LP2 Fury, LD2-500	8	57-58	58	-	-	2	1636 570
	LD3	8	58	58	58	-	2	1855 029
	S25, S26	8	-	-	57	57-58	2	*1636 571
	C67 UP TO, C68, C69, C70	8	-	-	-	55 (1)	3	*1557 290
	C67 AFTER	8	-	-	-	55 (1)	3	*1636 571
LC3-300, Type 1	8	-	-	-	58	3	683 051	

## 11-08-0 EXHAUST PIPE SUPPORT AND CLAMP

11-08-1	CLAMP PACKAGE, Exhaust Pipe, Muffler End D55 Cv. Cp., Single Exhaust	8	55	55	-	-	1	*1603 350
	EXHAUST END, Single Exhaust	8	55-56	55	-	-	1	*1450 618
	EXHAUST END, Lt. Bank, C67, C71, Single Exhaust	6	55-56	55-56	-	-	2	*1064 458
	MUFFLER END, C67, C71, except Cv. Cp., C68, C69, C70, C72, C73, All, Dual Exhaust	8	55	-	55	55-56	1	*1325 982
	MUFFLER END, P29, D55, D63, except Cv. Cp., Single Exhaust	8	56	55-56	-	-	1	*1603 364
	EXHAUST END, P31 Fury, Dual Exhaust	8	57	-	-	-	2	*1843 010
	EXHAUST END, P30, D72, All, S25, S26, except Cv. Cp., C75-1, LC1, All, Single Exhaust	6-8	57	57	57	57-58	1	*1843 008
	EXHAUST END, P31, D66, D70, D71, S27, All, Single Exhaust	8	57	57	57	-	1	*1843 009
	MUFFLER END, P31, LP2, Cv. Cp., Lt., Dual Exhaust	8	57-58	-	-	-	1	*1843 008
	EXHAUST END	6	57-58	57-58	-	-	1	*1843 008
	MUFFLER END, P30, LP1, D72, LD1, All, P31, LP2, Cv. Cp., Single Exhaust	6-8	57-58	57-58	-	-	1	*1843 008
	EXHAUST END, LD2 except Cv. Cp., S27 All, Single Exhaust	8	57-58	57-58	57	-	1	*1603 364
	MUFFLER END, P31 Fury, LS3 Adventurer, All, D66, D67, LD3, S25, S26, LS1, LS2, LS3, C76, LC2, LC3, Cv. Cp., IM1, LY1, Sp. 4D and Cv. Cp., LD2 except Sub., LD3-L Sub., Dual Exhaust	8	57	57-58	57-58	57-58	2	*1843 008
	EXHAUST END, S27, LD2, Dual Exhaust	8	57-58	57-58	57	-	2	*1843 010
	MUFFLER END, P31 except Sub., LP2, C71, except Cv. Cp., Dual Exhaust	8	57-58	-	-	56	2	*1843 008
	Single Exhaust, LD2	8	58	58	-	-	2	*1843 010

NOTE 1: C67 Windsor Ser. No. W55-65916

NOTE 2: P26 Ser. No. 13983072 D56 Coronet Ser. No. D56 - 32217052

★ Indicates use as required.

Numerals in parentheses ( ) refer to notes.

Printed in U.S.A.

⊔ Indicates parts not listed in any previous parts book.

Prices and specifications subject to change without notice.

May 21, 1959 Supersedes Nov. 10, 1958.

Page 11-14

\* Indicates change or addition.

CODE	PART NAME AND DESCRIPTION	NO. OF CYL.	PLYMOUTH	DODGE	DESOTO	CHRYSLER AND IMPERIAL	PER CAR	PART NUMBER
	EXHAUST END, LP2 Fury w/350 cu. in. Engine, LD2-D500, LS3 Adventurer, All, LD-3-H-D500 except Sub., Crossover Pipe, w/Fuel Injection, Dual Exhaust . . . . .	8	58	58	58	-	2	*1843 009
	MUFFLER END, LP2 Fury All, LD2-D500, LD3-H-D500, except Cv. Cp., LD3-L-D500 All, C76-300 Sp. Cl. Cp., LC3-300, Dual Exhaust . . . . .	8	58	58	-	57-58	2	*1603 364
	EXHAUST END, LP2 Fury All, LD2-D500, Cv. Cp., LD3-L-D500, LD3-H-D500, All, LS3 Adventurer, C76-300, LC3-300, Sp. Cl. Cp., Dual Exhaust . . . . .	8	58	58	-	57-58	2	*1603 364
	LD3-H-D500, All, LS3 Adventurer, C76-300, LC3-300, Sp. Cl. Cp., Dual Exhaust . . . . .	8	58	58	-	57-58	2	*1603 364
	EXHAUST END, Dual Exhaust, Right . . . . .	8	-	55-56	-	-	1	*1843 008
	MUFFLER END, Dual Exhaust . . . . .	8	-	55-56	-	-	2	*1064 458
	EXHAUST END, S21, S22, S23, S24, except Est. Wgn., C67, C72, Cv. Cp., Dual Exhaust . . . . .	8	-	55-56	55-56	55-56	2	*1064 458
	EXHAUST END, Right, D63, Dual Exhaust . . . . .	8	-	56	-	-	2	*1843 008
	EXHAUST END, D67-1, Single Exhaust . . . . .	8	-	57	-	-	1	*1843 009
	EXHAUST END, LD3 4D., Sp. 4D., Sp. Cl. Cp., LD3-H Sub., LD2-D500, LD3-D500, S25, S26, LS1, LS3, LC2, LC3, LY1, All, LD3, C71, Cv. Cp., LS2 except Cv. Cp., Dual Exhaust . . . . .	8	-	58	57-58	56-58	2	*1843 008
	EXHAUST END, LD3-L, LS1, C75-1, LC1, All, LS2, LS3, except Cv. Cp., Single Exhaust . . . . .	8	-	58	58	57-58	1	*1843 407
	MUFFLER END, S21, S22, C67, Cv. Cp., Single Exhaust . . . . .	8	-	-	55	55	1	*1603 365
	MUFFLER END, S21, S22, S23, S24, C67, C71, except Cv. Cp., Single Exhaust . . . . .	8	-	-	55-56	55-56	1	*1603 351
	MUFFLER END, C72-300 Sp. Cl. Cp., Dual Exhaust . . . . .	8	-	-	-	56	2	*1843 409
	EXHAUST END, C71 All, Single Exhaust . . . . .	8	-	-	-	56	1	*1064 458
	C76-300 Sp. Cl. Cp., Dual Exhaust . . . . .	8	-	-	-	57	4	*1603 364
	LC3-300 Sp. Cl. Cp., Crossover Pipe, w/Fuel Injection, Dual Exhaust . . . . .	8	-	-	-	58	2	*1843 009
11-08-5	BRACKET, Support, w/PowerFlite, Single Exhaust . . . . .	8	55	-	-	-	1	1619 081
	SUPPORT, w/o PowerFlite, Single Exhaust . . . . .	8	-	55	-	-	1	1619 041
	Right, w/PowerFlite . . . . .	8	-	55	-	-	1	1619 081
	w/Torque Converter, Single Exhaust . . . . .	8	-	-	55	55	1	1616 004
11-08-6	GROMMET . . . . .	8	55	55	55	55	★	676 763
11-08-9	ADAPTER, w/PowerFlite . . . . .	8	55	55	55	55	2	1615 263
	w/o PowerFlite . . . . .	8	55	55	-	-	1	1616 098
11-08-11	SPACER, Adapter . . . . .	8	-	55	-	-	1	1319 023
11-08-24	CLAMP, Exhaust Pipe Support C68, C69, C70 Single Exhaust . . . . .	8	55	55	-	-	1	1430 360
	Right, w/PowerFlite, except Sub., Type 1 . . . . .	8	-	55	-	-	1	636 291
	Left, w/PowerFlite, except Sub., Type 1 . . . . .	8	-	55	-	-	1	1630 988
	Exhaust Pipe End, C67 . . . . .	8	-	-	55	55	1	632 682
<b>11-09-0 TAIL PIPE</b>								
11-09-1	CLAMP PACKAGE, P28 except Sub. . . . .	6	55-56	55-56	-	-	1	1064 459
	P27, P29, except Sub., C67, C71, All, Single Exhaust . . . . .	8	55-56	55-56	55-56	55-56	1	1064 458
	P29 except Sub., S21, S22, S23, S24, except Est. Wgn., C67, C68, C69, C71, C72, C73, All, Type 1 . . . . .	8	55-56	55-56	55-56	55-56	2	1064 459
	P29 Fury, D63-D500, C68-300, C72-300, All, Type 1 . . . . .	8	56	56	-	55-56	2	1064 458
	SADDLE, Sub. . . . .	6	55-56	-	-	-	1	1843 009
	P27, P29, Sub., S25, LS2, S26, LS3, except Cv. Cp., C75-1, LC1, All, Single Exhaust . . . . .	8	55-56	-	57-58	57-58	1	1843 008
	S25, S26, LS2, All, S27, LS1, LS3, except Sub. Rear Bumper Guard Conn. Pipe, Type 1 . . . . .	8	-	-	57-58	-	2	1843 008
	S25, S26, C75, LC2, All, LS2, LS3, C76, LC3, except Cv. Cp., Type 1 . . . . .	8	-	-	57-58	57-58	2	1843 009

★ Indicates use as required.

Numerals in parentheses ( ) refer to notes.

Printed in U.S.A.

☐ Indicates parts not listed in any previous parts book.

Prices and specifications subject to change without notice.

\* Indicates change or addition.

# 1955-58 PASSENGER CAR PARTS LIST

EXHAUST

CODE	PART NAME AND DESCRIPTION	NO. OF CYL.	PLYMOUTH	DODGE	DESOTO	CHRYSLER AND IMPERIAL	PER CAR	PART NUMBER
11-09-3	LS3 Adventurer, Muffler End, Type 1 . . . . .	8	-	-	58	-	2	1843 008
	C76-300 Sp. Cl. Cp., LC3-300, Type 1 . . . . .	8	-	-	-	57-58	2	1843 008
	PIPE, 80 13/16" lgh., except Sub. . . . .	6	55-56	-	-	-	1	1631 054
	78" lgh., Sub. . . . .	6	55-56	-	-	-	1	1616 033
	81 13/16" lgh., except Cv. Cp. and Sub., Single Exhaust . . . . .	8	55-56	-	-	-	1	1631 058
	94 5/8" lgh., Cv. Cp., Single Exhaust . . . . .	8	55-56	-	-	-	1	1631 059
	72 11/16" lgh., Sub., Single Exhaust . . . . .	8	55-56	-	-	-	1	1616 035
	Right, 80 13/16" lgh., except Cv. Cp., Type 1	8	55	-	-	-	1	1631 054
	Left, 80 13/16" lgh., except Cv. Cp., Type 1	8	55	-	-	-	1	1670 049
	Right, 96" lgh., Cv. Cp., Type 1 . . . . .	8	55-56	-	-	-	1	1670 051
	Left, 96" lgh., Cv. Cp., Type 1 . . . . .	8	55-56	-	-	-	1	1670 050
	Left, 80 7/16" lgh., except Cv. Cp., Type 2 . .	8	55	-	-	-	1	1670 037
	Right, 81 13/16" lgh., except Cv. Cp., Sub., Type 1 . . . . .	8	56	-	-	-	1	1631 054
	Left, 81 13/16" lgh., except Cv. Cp., Sub., Type 1 . . . . .	8	56	-	-	-	1	1670 049
	Left, 81 7/16" lgh., 4 D., Cl. Sed., Sp. Cl. Cp., Type 2 . . . . .	8	56	-	-	-	1	1670 037
	Right, 78" lgh., Sub., Type 1 . . . . .	8	56	-	-	-	1	1616 033
	Left, 78" lgh., Sub., Type 1 . . . . .	8	56	-	-	-	1	1675 604
	Right, 81 7/16" lgh., P29 Fury, Type 1 . . . . .	8	56	-	-	-	1	1631 058
	Left, 81 7/16" lgh., P29 Fury, Type 1 . . . . .	8	56	-	-	-	1	1670 037
	67" lgh., except Sub., Straight End, UP TO	6	57 (1)	-	-	-	1	1733 345
	59 1/2" lgh., except Sub., Curved Down End, AFTER . . . . .	6	57-58 (1)	-	-	-	1	1820 583
	84" lgh., Sub. . . . .	6	57-58	-	-	-	1	*1856 215
	66 5/8" lgh., except Sub., Straight End, Single Exhaust, UP TO . . . . .	8	57 (2)	-	-	-	1	1733 332
	59 11/32" lgh., except Sub., Curved Down End, Single Exhaust, AFTER . . . . .	8	57-58 (2)	-	-	-	1	1820 585
	71 1/2" lgh., Sub., Single Exhaust . . . . .	8	57-58	-	-	-	1	1736 804
	Right, 67" lgh., except Sub., Straight End, Type 1, UP TO . . . . .	8	57 (2)	-	-	-	1	1733 345
	Left, 67" lgh., except Sub., Straight End, Type 1, UP TO . . . . .	8	57 (2)	-	-	-	1	1733 344
	Right, 59 1/2" lgh. except Sub., Type 1, curved down end, AFTER . . . . .	8	57-58 (2)	-	-	-	1	1820 583
	Left, 59 1/2" lgh., except Sub., Type 1, curved down end, AFTER . . . . .	8	57-58 (2)	-	-	-	1	1820 582
	Right, 66 5/8" lgh., P31 Fury, Straight End, Type 1, UP TO . . . . .	8	57 (2)	-	-	-	1	1733 332
	Left, 66 5/8" lgh., P31 Fury, Straight End, Type 1, UP TO . . . . .	8	57 (2)	-	-	-	1	1733 331
	Right, 59 11/32" lgh., P31, LP2, Fury, curved down end, Type 1, AFTER . . . . .	8	57-58 (2)	-	-	-	1	1820 585
	Left, 59 11/32" lgh., P31, LP2, Fury, curved down end, Type 1, AFTER . . . . .	8	57-58 (2)	-	-	-	1	1820 584
	Right, 84" lgh., P31, LP2, D70, D71, LD3, S27, LS1, Sub., Type 1 . . . . .	8	57-58	57-58	57-58	-	1	*1856 215
	Left, 84" lgh., P31, LP2, D70, D71, LD3, S27, LS1, Sub., Type 1 . . . . .	8	57-58	57-58	57-58	-	1	*1856 214
	84" lgh. except Sub. . . . .	6	-	55-56	-	-	1	1615 224
	77 11/16" Lgh., Sub. . . . .	6	-	55-56	-	-	1	1616 034
	88 3/4" lgh., D55, D63-1, except Cv. Cp., and Sub., D63-2 except Sub., D63-3 except Cv. Cp., Single Exhaust . . . . .	8	-	55-56	-	-	1	1559 900
	97 3/16" lgh., D63 Cv. Cp., Single Exhaust . .	8	-	56	-	-	1	1670 003
	77 21/32" lgh., Sub., Single Exhaust . . . . .	8	-	55-56	-	-	1	1616 036
	42 13/16" lgh., Cv. Cp., Single Exhaust . . . .	8	-	55	-	-	1	1616 024
	Right, 84" lgh., except Cv. Cp. and Sub., Type 1	8	-	55-56	-	-	1	1615 224
	Left, 84" lgh., except Cv. Cp. and Sub., Type 1 . . . . .	8	-	55-56	-	-	1	1630 960
	Right, 97 9/16" lgh., Cv. Cp., Type 1 . . . . .	8	-	55-56	-	-	1	1630 966
	Left, 97 9/16" lgh., Cv. Cp., Type 1 . . . . .	8	-	55-56	-	-	1	1630 965

NOTE 1: P30 Approx. Ser. No. 14329014.

NOTE 2: P31 Approx. Ser. No. 16167618.

★ Indicates use as required.

Numerals in parentheses ( ) refer to notes.

Printed in U.S.A.

‡ Indicates parts not listed in any previous parts book.

Prices and specifications subject to change without notice.

May 21, 1959 Supersedes Nov. 10, 1958.

\* Indicates change or addition.



CODE	PART NAME AND DESCRIPTION	NO. OF CYL.	PLYMOUTH	DODGE	DESOTO	CHRYSLER AND IMPERIAL	PER CAR	PART NUMBER
	Right, 78" lgh., D55 Sub., D63-1, D63-2, 2 D., 4 D. 2 Seat, 4 D. 3 Seat, Sub., Type 1 . . .	8	-	55-56	-	-	1	1616 034
	Left, 78" lgh., D55 Sub., D63-1, D63-2, 4 D. 3 Seat, Sub., Type 1 . . .	8	-	55-56	-	-	1	1670 038
	Left, 78" lgh., D63-1, D63-2, 2 D., 4 D. 2 Seat, Sub., Type 1 . . .	8	-	56	-	-	1	1637 264
	97 11/64" lgh., D63-1 Cv. Cp., Single Exhaust . . .	8	-	56	-	-	1	1670 003
	Right, 83 3/4" lgh., D63-D500 except Cv. Cp., Type 1 . . .	8	-	56	-	-	1	1559 900
	Left, 83 3/4" lgh., D63-D500 except Cv. Cp., Type 1 . . .	8	-	56	-	-	1	1637 278
	Right, 97 3/16" lgh., D63-D500 Cv. Cp., Type 1 . . .	8	-	56	-	-	1	1670 003
	Left, 97 3/16" lgh., D63-D500 Cv. Cp., Type 1 . . .	8	-	56	-	-	1	1675 697
	Left, 83 3/4" lgh., 4 D., Cl. Sed., Sp. Cl. Cp., Type 2 . . .	8	-	56	-	-	1	1637 278
	71 13/32" lgh., . . .	6	-	57	-	-	1	1733 411
	69 7/16" lgh., D66 except Cv. Cp., D67-1 All, Single Exhaust . . .	8	-	57	-	-	1	1733 413
	Right, 71 13/32" lgh., D66, D67, LD2 All, LD3 except Sub., Type 1 . . .	8	-	57-58 (1)	-	-	1	1733 411
	Left, 71" lgh., D66, D67, LD2, All, LD3, except Sub., Type 1 . . .	8	-	57-58 (1)	-	-	1	1733 410
	71 1/2" lgh., Sub., Single Exhaust . . .	8	-	57	-	-	1	1736 804
	Right, 69 7/16" lgh., D66-D500, D67-D500, LD2-500, All, LD3-H-500 except Sub., Type 1 . . .	8	-	57-58	-	-	1	1733 413
	Left, 69 7/16" lgh., D66-D500, D67-D500, LD2-500, All, LD3-H-500 except Sub., Type 1 . . .	8	-	57-58	-	-	1	1733 412
	Right, 71 1/2" lgh., D70-D500, D71-D500, LD3-500, Sub., Type 1 . . .	8	-	57-58	-	-	1	1736 804
	Left, 84" lgh., D70-D500, D71-D500, LD3-500, Sub., Type 1 . . .	8	-	57-58	-	-	1	*1856 198
	64 7/8" lgh., . . .	6	-	58	-	-	1	1820 593
	64 7/8" lgh., LD2 except Cv. Cp., Single Exhaust . . .	8	-	58	-	-	1	1821 025
	Right, 69 7/16" lgh., LD2 All, Type 1 . . .	8	-	58 (2)	-	-	1	1733 413
	Left, 69 7/16" lgh., LD2 All, Type 1 . . .	8	-	58 (2)	-	-	1	1733 412
	84" lgh., LD3 Sub., Single Exhaust, Steel. . .	8	-	58	-	-	1	*1856 198
	82 11/16" lgh., S21, S22, C67, except Cv. Cp. and Est. Wgn., Single Exhaust . . .	8	-	-	55	55	1	1559 864
	48 21/32" lgh., S21, S22, C67, Cv. Cp., Single Exhaust . . .	8	-	-	55	55	1	1615 248
	72 15/16" lgh., S22, S23, C67, C71, Est. Wgn., Single Exhaust . . .	8	-	-	55-56	55-56	1	1616 082
	Right, 77 15/16" lgh., S21, S22, C68, except Cv. Cp., and Est. Wgn., C67 4 D., Sp. Cl. Cp., Type 1 . . .	8	-	-	55	55	1	1559 855
	Left, 77 15/16" lgh., S21, S22, C68, except Cv. Cp. and Est. Wgn., C67 4 D., Sp. Cl. Cp., Type 1 . . .	8	-	-	55	55	1	1559 856
	Right, 93 13/16" lgh., Cv. Cp., Type 1 . . .	8	-	-	55	55	1	1616 000
	Left, 93 13/16" lgh., Cv. Cp., Type 1 . . .	8	-	-	55	55	1	1616 001
	Left, 82 11/16" lgh., S21, S22, except Est. Wgn., Cv. Cp., Type 2 . . .	8	-	-	55	-	1	1637 289
	86 21/32" lgh., S23 except Cv. Cp. and Est. Wgn., S24 except Cv. Cp., C71 except Cv. Cp. and Est. Wgn., w/Deflector, Single Exhaust . . .	8	-	-	56	56	1	1670 094
	99 5/16" lgh., Cv. Cp., w/Deflector, Single Exhaust . . .	8	-	-	56	-	1	1637 273

NOTE 1: LD2 UP TO Ser. No. 14156 and AFTER Ser. No. 25480.

NOTE 2: LD2 FROM Ser. No. 14156 thru Ser. No. 25480.

★ Indicates use as required.

Numerals in parentheses ( ) refer to notes.

Printed in U.S.A.

☐ Indicates parts not listed in any previous parts book.

Prices and specifications subject to change without notice.

\* Indicates change or addition.

Page 11-17

May 21, 1959 Supersedes Nov. 10, 1958.

# 1955-58 PASSENGER CAR PARTS LIST

EXHAUST

CODE	PART NAME AND DESCRIPTION	NO. OF CYL.	PLYMOUTH	DODGE	DESOTO	CHRYSLER AND IMPERIAL	PER CAR	PART NUMBER
	Right, 84" lgh., S23 except Cv. Cp., Est. Wgn., S24 except Cv. Cp., Type 1 . . . . .	8	-	-	56	-	1	1670 092
	Left, 84" lgh., S23 except Cv. Cp., Est Wgn., S24 except Cv. Cp., Type 1 . . . . .	8	-	-	56	-	1	1670 093
	Right, 99 5/16" lgh., Cv.Cp., Type 1 . . . . .	8	-	-	56	-	1	1670 102
	Left, 99 5/16" lgh., Cv.Cp., Type 1 . . . . .	8	-	-	56	-	1	1670 103
	Left, 86 21/32" lgh., S23 except Cv. Cp. and Est. Wgn., S24 except Cv. Cp., C71, 4 D., Sp. Cl. Cp., Sp4 D., Type 2 . . . . .	8	-	-	56	56	1	1670 095
	Left, 77 1/2" lgh., S25, LS2, except Cv.Cp., S26, LS3, except Cv.Cp., Sub., LC1 except Sub., Single Exhaust . . . . .	8	-	-	57-58	58	1	1733 428
	Right, 78" lgh., S25 except Cv.Cp., S26 except Cv.Cp., Sub., Type 1 . . . . .	8	-	-	57	-	1	1736 880
	Left, 78" lgh., S25 except Cv.Cp., S26 except Cv.Cp., Sub., Type 1 . . . . .	8	-	-	57	-	1	1736 879
	Right, 62" lgh., S25, S26, Cv. Cp., S27, except Sub., Type 1 . . . . .	8	-	-	57	-	1	1736 712
	Left, 62" lgh., S25, S26, Cv.Cp., S27, except Sub., Type 1 . . . . .	8	-	-	57	-	1	1736 711
	Right, 87 1/2" lgh., S26, LS3, Sub., Type 1 . . . . .	8	-	-	57-58	-	1	1736 889
	Left, 87 1/2" lgh., S26, LS3, Sub., Type 1 . . . . .	8	-	-	57-58	-	1	1736 888
	Right, 62 23/64" lgh., S27 except Sub., Single Exhaust . . . . .	8	-	-	57	-	1	1736 710
	Right, 71 1/2" lgh., S27 Sub., Single Exhaust	8	-	-	57	-	1	1736 804
	Left, 87 1/2" lgh., S26, LS3, C75-1, LC1, Sub., Single Exhaust . . . . .	8	-	-	57-58	57-58	1	1736 884
	61 1/2" lgh., LS1 except Sub., Single Exhaust . . . . .	8	-	-	58	-	1	1820 595
	84" lgh., LS1 Sub., Single Exhaust . . . . .	8	-	-	58	-	1	*1856 198
	Right, 77 3/4" lgh., LS1 except Sub., LS2 All, LS3 except Sub., Type 1 . . . . .	8	-	-	58	-	1	1829 711
	Left, 77 3/4" lgh., LS1 except Sub., LS2 All, LS3 except Sub., Type 1 . . . . .	8	-	-	58	-	1	1829 710
	Right, 77 11/16" lgh., LS3 Adventurer, Type 1	8	-	-	58	-	1	1850 656
	Left, 77 11/16" lgh., LS3 Adventurer, Type 1 . . . . .	8	-	-	58	-	1	1850 655
	Right, 77 21/32" lgh., C67, C68, C71, C72, Est. Wgn., Type 1 . . . . .	8	-	-	-	55-56	1	1616 083
	Left, 77 21/32" lgh., C67, C68, C71, C72, Est. Wgn., Type 1 . . . . .	8	-	-	-	55-56	1	1616 084
	Right, 82 11/16" lgh., C68-300, Sp.Cl.Cp., Heavy Duty . . . . .	8	-	-	-	55	1	1559 864
	Left, 79 9/16" lgh., C68-300, Sp.Cl.Cp., Std..	8	-	-	-	55	1	1638 707
	Left, 82 11/16" lgh., Heavy Duty C68-300, Sp. Cl. Cp. . . . .	8	-	-	-	55	1	1637 289
	Right, 83 1/16" lgh., C69 . . . . .	8	-	-	-	55	1	1559 857
	Left, 83 1/16" lgh., C69 . . . . .	8	-	-	-	55	1	1559 858
	Right, 103 15/64" lgh., C70 . . . . .	8	-	-	-	55-56	1	1616 071
	Left, 103 15/64" lgh., C70 . . . . .	8	-	-	-	55-56	1	1616 072
	103 1/4" lgh., C71, Cv. Cp., Single Exhaust . . . . .	8	-	-	-	56	1	*1637 273
	Right, 78" lgh., C71, C72, except Cv. Cp. and Est. Wgn., Type 1 . . . . .	8	-	-	-	56	1	1637 269
	Left, 78" lgh., C71, C72, except Cv. Cp. and Est. Wgn., Type 1 . . . . .	8	-	-	-	56	1	1637 270
	Right, 86 31/32" lgh., C73 . . . . .	8	-	-	-	56	1	1637 231
	Left, 86 31/32" lgh., C73 . . . . .	8	-	-	-	56	1	1637 232
	Right, 93 13/16" lgh., C71, C72, Cv. Cp., Type 1 . . . . .	8	-	-	-	56	1	1637 274
	Left, 93 13/16" lgh., C71, C72, Cv. Cp., Type 1 . . . . .	8	-	-	-	56	1	1637 275
	Right, 78" lgh., C72-300, Sp.Cl.Cp. . . . .	8	-	-	-	56	1	1637 254
	Left, 78" lgh., C72-300, Sp.Cl.Cp. . . . .	8	-	-	-	56	1	1670 035
	61 1/2" lgh., C75-1 except Sub., Single Exhaust . . . . .	8	-	-	-	57	1	1733 428
	Right, 61 1/2" lgh., C75-1 except Sub., C75-2, LC2, All, C76, LC3, except Sub., Type 1 . . . . .	8	-	-	-	57-58	1	1733 325

★ Indicates use as required.

Numerals in parentheses ( ) refer to notes.

Printed in U.S.A.

⊂ Indicates parts not listed in any previous parts book.

Prices and specifications subject to change without notice.

May 21, 1959 Supersedes June 25, 1958.

\* Indicates change or addition.

CODE	PART NAME AND DESCRIPTION	NO. OF CYL.	PLYMOUTH	DODGE	DESOTO	CHRYSLER AND IMPERIAL	PER CAR	PART NUMBER
	Left, 61 1/2" lgh., C75-1 except Sub., C75-2, LC2, All, C76, LC3, except Sub., Type 1	8	-	-	-	57-58	1	1733 324
	Right, 82 1/2" lgh., C75, C76, LC3, Sub., Type 1	8	-	-	-	57-58	1	1736 887
	Left, 82 1/2" lgh., C75, C76, LC3, Sub., Type 1	8	-	-	-	57-58	1	1736 886
	Right, 72 1/2" lgh., C76-300 Sp. Cl. Cp., LC3-300, Type 1	8	-	-	-	57-58	1	1820 276
	Left, 77 1/2" lgh., C76-300 Sp. Cl. Cp. LC3-300, Type 1	8	-	-	-	57-58	1	1733 428
	Right, 65 1/4" lgh., IM, LY1, Type 1	8	-	-	-	57-58	1	1733 330
	Left, 65 1/4" lgh., IM, LY1, Type 1	8	-	-	-	57-58	1	1733 329
	Right, 13 5/8" lgh., Rear, Muffler, Intermediate Pipe, IM Sp. 4D., LY1 except Cv. Cp. and Sp. 4D., Type 1	8	-	-	-	57-58	1	*1736 876
	Left, 13 5/8" lgh., Rear, Muffler, Intermediate Pipe, IM Sp. 4D., LY1 except Cv. Cp. and Sp. 4D., Type 1	8	-	-	-	57-58	1	*1736 875
11-09-8	VENTURI or INSERT, Rear Bumper, C69, C70	8	-	-	-	55-56	2	1555 661
	Right, S25, S26, S27, except Sub.	8	-	-	57	-	1	1730 356
	Left, S25, S26, S27, except Sub.	8	-	-	57	-	1	1730 357
	All, except Sub., Single Exhaust	8	-	-	58	-	2	1850 607
	Right, All, except Sub., Type 1	8	-	-	58	-	1	1850 601
	Left, All, except Sub., Type 1	8	-	-	58	-	1	1850 599
11-09-10	CONNECTOR or EXTENSION, Right, Rear Bumper Guard Venturi, except Sub.	8	-	-	57	-	1	1730 358
	Left, except Sub.	8	-	-	57	-	1	1730 359
	Right, LS1 except Sub., LS2 All, LS3 except Sub., Type 1	8	-	-	58	-	1	1828 958
	Left, LS1 except Sub., LS2 All, LS3 except Sub., Type 1	8	-	-	58	-	1	1828 957
11-09-11	BRACKET, Right, Rear Bumper Guard to Venturi Connector, S25, S26, LS3, S27, except Sub., LS1 except Cv. Cp. and Sub., LS2 All, Type 1	8	-	-	57-58	-	1	1730 352
	Left, S25, S26, LS3, S27, except Sub., LS1 except Cv. Cp. and Sub., LS2 All, Type 1	8	-	-	57-58	-	1	1730 353
11-09-19	NUT, Extension Pipe Bracket, LS1 Cv. Cp., Type 1	8	-	-	58	-	2	*6012 038
11-09-37	DEFLECTOR, C67, C68, C71	8	-	-	55-56	55-56	★	1630 986
	Package, Chrome	6-8	-	57-58	-	-	★	1818 517
<b>11-10-0</b>	<b>TAIL PIPE SUPPORT</b>							
11-10-1	SUPPORT PACKAGE, Front, Saddle, Sub. P27, P29, D55, D63, Sub., S22, C67, Est. Wgn., Single Exhaust	6	55-56	55-56	-	-	1	1843 009
	P29, D55, D63, Sub., C67, C68, All, C71, C72, Est. Wgn., Type 1	8	55-56	55-56	55	55	1	1843 008
	CLAMP PACKAGE, Rear, except Sub., Single Exhaust	8	56	55-56	-	55-56	2	1843 009
	CLAMP PACKAGE, Rear, Dual Exhaust	6	55-58	-	-	-	1	*1843 408
	CLAMP PACKAGE, Front, Sub.	8	55-58	-	-	-	2	*1843 408
	CLAMP PACKAGE, Front, P27, P29, D55, D63, Sub., S22, C67, Est. Wgn., Single Exhaust	6	55-56	55-56	-	-	1	*1843 009
	CLAMP PACKAGE, Front, D55, D63, Sub., C67, C68, All, C71, C72, Est. Wgn., Dual Exhaust	8	55-56	55-56	55	55	1	*1843 008
	SUPPORT PACKAGE, Front, C67, C68, C71, C72, except Est. Wgn., C69, C73, All Dual Exhaust	8	-	55-56	-	55-56	2	*1843 009
	SUPPORT PACKAGE, Front, C71, C72, except Est. Wgn., Dual Exhaust	8	-	-	55-56	55-56	2	*1881 684
	SUPPORT PACKAGE, Front, C71, C72, except Est. Wgn., Dual Exhaust	8	-	-	-	56	2	*1881 684

★ Indicates use as required.

Numerals in parentheses ( ) refer to notes.

Printed in U.S.A.

☐ Indicates parts not listed in any previous parts book.

Prices and specifications subject to change without notice.

\* Indicates change or addition.

Page 11-19

May 21, 1959 Supersedes Nov. 10, 1958.

# 1955-58 PASSENGER CAR PARTS LIST

EXHAUST

CODE	PART NAME AND DESCRIPTION	NO. OF CYL.	PLYMOUTH	DODGE	DESOTO	CHRYSLER AND IMPERIAL	PER CAR	PART NUMBER
11-10-3	SUPPORT, Front, w/INSULATOR and CLAMP, except Sub. . . . .	6	55-56	55-56	-	-	1	1733 339
		6	57	57	-	-	1	1733 339
		6	58	58	-	-	1	1733 339
	P27, P29, D55, D63, except Sub., S25, LS2, S26, LS3, except Cv.Cp., S27, LS1, C75-1, LC1, All, Single Exhaust . . . . .	8	55-56	55-56	57-58	57-58	1	1675 693
	P27, P29, All, D55, D63, except Sub., S25, S26, except Cv.Cp., C71 Est. Wgn., LC2, LC3, All, Type 1 . . . . .	8	55-56	55-56	-	56-58	2	1733 339
	P29, P31, LP2, Fury, D63-D500, C76-300 Sp. Cl. Cp., LC3-300, All, Type 1 . . . . .	8	56-58	56	-	57-58	2	1675 693
	D66-D500, D67-D500, LD3-H-D500, D70-D500, D71-D500, LS3 Adventurer, All, LD2-D500 Cv.Cp., Type 1 . . . . .	8	57	57-58	58	-	2	1675 693
	D66, D67-1, LD3, D70, D71, S27, LS2, LS3, All, D67-2 except Cv.Cp., Type 1 . . . . .	8	57	57-58	57-58	-	2	1733 339
	LP2, D67-1, D70, LD3-L, D71, All, D66, LD2, except Cv.Cp., Single Exhaust . . . . .	8	57-58	57-58	-	-	1	1675 693
	LS1, LY1, All, Type 1 . . . . .	8	58	58 (2)	57-58	58	2	1733 339
Left, LD2-D500 except Cv.Cp., Type 1 . . . . .	8	-	58	-	-	1	1675 693	
LD2 All, Type 1 . . . . .	8	-	58 (3)	-	-	2	1675 693	
Right, LD3-L-D500, Type 1 . . . . .	8	-	58	-	-	1	1675 693	
C67, C71, S22, S23, except Est. Wgn. S21, S24, All, Single Exhaust . . . . .	8	-	-	55-56	55-56	1	1327 944	
S21, S22, S23, S24, C67 except Est. Wgn., C71 except Est. Wgn., Type 1, C68, C72, except Est. Wgn., C69, C73, All . . . . .	8	-	-	55-56	55-56	2	1327 933	
C68-300, C72-300 . . . . .	8	-	-	-	55-56	2	1327 944	
Rear, w/INSULATOR, P28, P29, D62, except Sub., P31 Sub., C71 except Est. Wgn., Single Exhaust . . . . .	6-8	55-57	55-56	56	56	1	1664 804	
w/INSULATOR and CLAMP, P29, D63, Sub., C71 Est. Wgn., Single Exhaust . . . . .	8	56	56	-	56	1	1675 693	
Sub. . . . .	6	56	56	-	-	1	1733 339	
Left, w/INSULATOR, P27 except Cv.Cp., Type 1 and 2, P29, D55, D63, except Sub., Type 1, P29, D63, 4 D., Cl.Sed., Sp.Cl.Cp., Type 2, D55, 4 D., Cl.Sed., Sp.Cl.Cp., Type 2, S23 except Est. Wgn., S24 All, Type 1, S23, S24, C71, 4 D., Sp. 4 D., Sp.Cl.Cp., Type 2, C67 Est. Wgn., Type 1 . . . . .	8	55-56	55-56	56	56	1	1664 804	
w/INSULATOR and CLAMP . . . . .	6	-	57-58	-	-	1	1736 717	
w/INSULATOR, except Sub., Single Exhaust, UP TO . . . . .	6-8	57 (1)	-	-	-	1	1664 804	
Except Sub., Single Exhaust, AFTER . . . . .	6-8	57-58 (1)	-	-	-	1	1820 590	
Sub., Single Exhaust . . . . .	6-8	58	-	-	-	1	1664 804	
P31 except Sub., Lt., LP2 Sub., Type 1, UP TO . . . . .	8	57-58 (1)	-	-	-	1	1664 804	
Except Sub., Lt., Type 1, AFTER . . . . .	8	57-58 (1)	-	-	-	1	1820 590	
D55-3, Cv.Cp.Sp., Type 1 . . . . .	8	-	55	-	-	2	1615 222	
D63-D500, Type 1 . . . . .	8	-	56	-	-	1	1664 804	
P29, D55, D63, Sub., C72 Est. Wgn., Type 1. S21, S22, C67, All, Single Exhaust, S21, S22, Left, Type 1, S21, S22, Left, 4 D., Sp.Cl. Cp., Type 2, C67, Left except Est. Wgn., Type 1, C68 All, Type 1 . . . . .	8	-	55-56	-	56	★	1733 339	
Right, C69, C70 . . . . .	8	-	-	55	55	★	1664 804	
Left, C69, C70 . . . . .	8	-	-	-	55-56	1	1616 053	
C71, C72, except Est. Wgn., C73 All, Type 1	8	-	-	-	55-56	1	1616 052	
	8	-	-	-	56	2	1673 225	

NOTE 1: P30 Approx. Ser. No. 14329014

P31 Approx. Ser. No. 16167618

NOTE 2: LD2 UP TO Ser. No. 14156 and AFTER Ser. No. 25480.

NOTE 3: LD2 FROM Ser. No. 14156 thru 25480.

★ Indicates use as required.

Numerals in parentheses ( ) refer to notes.

Printed in U.S.A.

☐ Indicates parts not listed in any previous parts book.

Prices and specifications subject to change without notice.

May 21, 1959 Supersedes Nov. 10, 1958.

\* Indicates change or addition.

CODE	PART NAME AND DESCRIPTION	NO. OF CYL.	PLYMOUTH	DODGE	DESOTO	CHRYSLER AND IMPERIAL	PER CAR	PART NUMBER
11-10-3	SUPPORT, Front, w/INSULATOR and CLAMP, except Sub. . . . .	6	55-56	55-56	-	-	1	1733 339
		6	57	57	-	-	1	1733 339
		6	58	58	-	-	1	1733 339
	P27, P29, D55, D63, except Sub., S25, LS2, S26, LS3, except Cv.Cp., S27, LS1, C75-1, LC1, All, Single Exhaust . . . . .	8	55-56	55-56	57-58	57-58	1	1675 693
	P27, P29, All, D55, D63, except Sub., S25, S26, except Cv.Cp., C71 Est. Wgn., LC2, LC3, All, Type 1 . . . . .	8	55-56	55-56	-	56-58	2	1733 339
	P29, P31, LP2, Fury, D63-D500, C76-300 Sp. Cl. Cp., LC3-300, All, Type 1 . . . . .	8	56-58	56	-	57-58	2	*1675 693
	D66-D500, D67-D500, LD3-H-D500, D70-D500, D71-D500, LS3 Adventurer, All, LD2-D500 Cv.Cp., Type 1 . . . . .	8	57	57-58	58	-	2	1675 693
	D66, D67-1, LD3, D70, D71, S27, LS2, LS3, All, D67-2 except Cv.Cp., Type 1 . . . . .	8	57	57-58	57-58	-	2	1733 339
	LP2, D67-1, D70, LD3-L, D71, All, D66, LD2, except Cv.Cp., Single Exhaust . . . . .	8	57-58	57-58	-	-	1	1675 693
	LS1, LY1, All, Type 1 . . . . .	8	58	58 (2)	57-58	58	2	1733 339
	Left, LD2-D500 except Cv.Cp., Type 1 . . . . .	8	-	58	-	-	1	1675 693
	LD2 All, Type 1 . . . . .	8	-	58 (3)	-	-	2	1675 693
	Right, LD3-L-D500, Type 1 . . . . .	8	-	58	-	-	1	1675 693
	C67, C71, S22, S23, except Est. Wgn. S21, S24, All, Single Exhaust . . . . .	8	-	-	55-56	55-56	1	1327 944
	S21, S22, S23, S24, C67 except Est. Wgn., C71 except Est. Wgn., Type 1, C68, C72, except Est. Wgn., C69, C73, All . . . . .	8	-	-	55-56	55-56	2	1327 933
	C68-300, C72-300 . . . . .	8	-	-	-	55-56	2	1327 944
	w/INSULATOR, Right, Front Muffler, IM, LY1, Type 1 . . . . .	8	-	-	-	57-58	1	1820 319
	Left, Front Muffler, IM, LY1, Type 1 . . . . .	8	-	-	-	57-58	1	1820 318
	Rear, w/INSULATOR, P28, P29, D62, except Sub., P31 Sub., C71 except Est. Wgn., Single Exhaust . . . . .	6-8	55-57	55-56	56	56	1	1664 804
	w/INSULATOR and CLAMP, P29, D63, Sub., C71 Est. Wgn., Single Exhaust . . . . .	8	56	56	-	56	1	1675 693
	Sub. . . . .	6	56	56	-	-	1	1733 339
	Left, w/INSULATOR, P27 except Cv.Cp., Type 1 and 2, P29, D55, D63, except Sub., Type 1, P29, D63, 4 D., Cl.Sed., Sp.Cl.Cp., Type 2, D55, 4 D., Cl.Sed., Sp.Cl.Cp., Type 2, S23 except Est.Wgn., S24 All, Type 1, S23, S24, C71, 4 D., Sp. 4 D., Sp.Cl.Cp., Type 2, C67 Est.Wgn., Type 1 . . . . .	8	55-56	55-56	56	56	1	1664 804
	w/INSULATOR and CLAMP . . . . .	6	-	57-58	-	-	1	1736 717
	w/INSULATOR, except Sub., Single Exhaust, UP TO . . . . .	6-8	57 (1)	-	-	-	1	1664 804
	Except Sub., Single Exhaust, AFTER . . . . .	6-8	57-58 (1)	-	-	-	1	1820 590
	Sub., Single Exhaust . . . . .	6-8	58	-	-	-	1	1664 804
	P31 except Sub., Lt., LP2 Sub., Type 1, UP TO . . . . .	8	57-58 (1)	-	-	-	1	1664 804
	Except Sub., Lt., Type 1, AFTER . . . . .	8	57-58 (1)	-	-	-	1	1820 590
	D55-3, Cv.Cp.Sp., Type 1 . . . . .	8	-	55	-	-	2	1615 222
	D63-D500, Type 1 . . . . .	8	-	56	-	-	1	1664 804
	P29, D55, D63, Sub., C72 Est. Wgn., Type 1 . . . . .	8	-	55-56	-	56	★	1733 339
	S21, S22, C67, All, Single Exhaust, S21, S22, Left, Type 1, S21, S22, Left, 4 D., Sp.Cl.Cp., Type 2, C67, Left except Est.Wgn., Type 1, C68 All, Type 1 . . . . .	8	-	-	55	55	★	1664 804
	Right, C69, C70 . . . . .	8	-	-	-	55-56	1	1616 053
	Left, C69, C70 . . . . .	8	-	-	-	55-56	1	1616 052
	C71, C72, except Est. Wgn., C73 All, Type 1 . . . . .	8	-	-	-	56	2	1673 225

NOTE 1: P30 Approx. Ser. No. 14329014

P31 Approx. Ser. No. 16167618

NOTE 2: LD2 UP TO Ser. No. 14156 and AFTER Ser. No. 25480.

NOTE 3: LD2 FROM Ser. No. 14156 thru 25480.

★ Indicates use as required.

Numerals in parentheses ( ) refer to notes.

Printed in U.S.A.

Ⓚ Indicates parts not listed in any previous parts book.

Prices and specifications subject to change without notice.

\* Indicates change or addition.

# 1955-58 PASSENGER CAR PARTS LIST

EXHAUST

CODE	PART NAME AND DESCRIPTION	NO. OF CYL.	PLYMOUTH	DODGE	DESOTO	CHRYSLER AND IMPERIAL	PER CAR	PART NUMBER
	w/INSULATOR and CLAMP, D66-D500, D67-D500, D70-D500, D71-D500, LS3 Adventurer, C76-300 Sp. Cl. Cp., LC3-300, All, LD2-D500 Cv. Cp., LD3-H-500 except Sub., Type 1 . . . . .	8	-	57-58	58	57-58	2	*1733 379
	LD3-L, LD3-H, D70, D71, S27, LS1, Sub., Type 1 . . . . .	8	-	57-58	57-58	-	2	1675 695
	D66, D67, S25, LS2, LS3, except Cv. Cp., S26, C75, LC1, All, S27 except Sub., LS1 except Cv. Cp. and Sub., Single Exhaust . . .	8	-	57	57-58	57-58	1	1733 379
	D66, LD2, D67, S25, LS2, S26, LS3, LC2, LC3, LY1, All, LD3, S27, LS1, except Sub., Type 1 . . . . .	8	-	57-58 (2)	57-58	57-58	2	1736 717
	D70, D71, S27, Sub., LD2 except Cv. Cp., Single Exhaust, UP TO . . . . .	8	-	57-58 (1)	57 (1)	-	1	1733 379
	D70, LD3-L, D71, S27, LS1, Sub., Single Exhaust, AFTER . . . . .	8	-	57-58 (1)	57-58 (1)	-	1	1736 723
	LD3-L-500 Sub., Type 1 . . . . .	8	-	58	-	-	1	1736 723
	LD3-H-500 Sub., Type 1 . . . . .	8	-	58	-	-	1	1736 723
	LD2 All, Type 1 . . . . .	8	-	58 (3)	-	-	2	1733 379
	Left, LD2-D500 except Cv. Cp., Type 1 . . . . .	8	-	58	-	-	1	1733 379
11-10-7	STUD, Front or Rear . . . . .	6-8	55-58	55-58	55-58	55-58	★	1327 938
11-10-16	CLAMP, Tail Pipe Rear, P29 except Sub., C67, All, C71 except Est. Wgn., Single Exhaust . . . . .	8	55-58	55-56	55-56	55-56	1	1616 008
	Left, P27 except Cv. Cp., P29, D55, except Cv. Cp., Sub., D63, 4 D., Cl. Sed., Sp. Cl. Cp., S21, S22, 4 D., Sp. Cl. Cp., S23, S24, C71, 4 D., Sp. Cl. Cp., Sp. 4 D., Type 2 P29, P31, LP2, Fury, D63-D500, C68-300, C72-300, All, Type 1 . . . . .	8	55-56	55-56	55-56	56	1	1616 008
	LD3-L Sub., Single Exhaust . . . . .	8	56-58	56	-	55-56	2	1616 008
11-10-17	"U" BOLT, Tail Pipe Support Clamp, Left, Front, P27 Sub., Type 1 . . . . .	8	-	58	-	-	1	1616 008
	P29, D55, D63, Sub., C67, C71, C72, Est. Wgn., Type 1 . . . . .	8	55	-	-	-	1	597 453
	P27, P29, D55, D63, Sub., S22, S23, C67, C71, Est. Wgn., Single Exhaust . . . . .	8	56	55-56	-	55-56	★	1329 382
	LS3 except Cv. Cp., LC1 All, Single Exhaust . . . . .	8	55-56	55-56	55-56	55-56	1	597 453
11-10-24	INSULATOR, Support, Front, P26, P27, D55, D56, Sub., S22, C67 Single Exhaust, C68, Est. Wgn., C69, C70, All, UP TO . . . . .	6-8	55 (5)	55 (4)	55	55-56	★	1531 114
	Sub. AFTER . . . . .	6-8	55-56 (5)	-	-	-	2	1638 765
	D55, D56, D62, D63, Sub., S23, C67 Lt. Type 1, C71, C72, Est. Wgn., AFTER . . . . .	6-8	-	55-56 (4)	56	56	★	1638 748
11-10-26	WASHER . . . . .	6-8	55-58	55-58	55-58	55-58	★	688 900
11-10-42	BRACKET, Front Support, P26 All, P27, P28 P29, except Sub., Single Exhaust . . . . .	6-8	55-56	-	-	-	1	1615 234
	Except Sub., Single Exhaust . . . . .	6-8	-	55-56	-	-	1	1538 695
	Right, except Sub., Single Exhaust . . . . .	6-8	-	55-56	-	-	1	1538 695

NOTE 1: D70 Ser. No. 38013922, D71 Ser. No. 38537161, S27 Ser. No. 58026069.

NOTE 2: LD2 UP TO Ser. No. 14156 and AFTER Ser. No. 25480.

NOTE 3: LD2 FROM Ser. No. 14156 thru 25480.

NOTE 4: D55 Ser. No. 34907071 except Dual Exhaust, D56 Ser. No. 32214070.

NOTE 5: P26 approx. Ser. No. 13991060, P27 approx. Ser. No. 15789040.

CODE	PART NAME AND DESCRIPTION	NO. OF CYL.	PLYMOUTH	DODGE	DESOTO	CHRYSLER AND IMPERIAL	PER CAR	PART NUMBER
	Left, P27, P29, except Sub., Type 1, P27, P29, 4 D., Cl. Sed., Sp. Cl. Cp., Lt., Type 2, D55 except Cv. Cp. and Sub., Type 1 and 2, D63 except Sub., Type 1, D63 4D., Cl. Sed., Sp. Cl. Cp., Lt., Type 2 . . . . .	8	55-56	55-56	-	-	1	1630 987
	Left, Sub., Type 1 . . . . .	8	56	55-56	-	-	1	1637 255
	Frame, Sub., Single Exhaust . . . . .	6-8	55-56	55-56	-	-	1	1616 059
	Lower, C70, Type 1 . . . . .	8	-	-	-	55	2	1531 112
	Front, P30, P31, LP2, except Sub., S25, S26, except Cv. Cp., C75-1 All, Single Exhaust . . . . .	6-8	57-58	-	57	57	1	1736 766
	Sub., Single Exhaust . . . . .	6-8	57	-	-	-	1	1736 767
	Left, except Sub., Type 1 . . . . .	8	57-58	-	-	-	1	1736 767
	Left, P31, LP2, Sub., S27, LS1, C75, LC2, All, C76, LC3, except Cv. Cp., Type 1 . . . . .	8	57-58	57	57-58	57-58	1	*1736 766
	Right, D66 except Cv. Cp., D67-1, D70, D71, D72, S27, Single Exhaust . . . . .	6-8	-	57	57	-	1	1736 767
	LP2 Sub., LD2 except Cv. Cp., LC1 All, Single Exhaust . . . . .	8	58	58	-	58	1	1736 767
	Right, LD3-L-D500, Type 1 . . . . .	8	-	58	-	-	1	1736 767
	LD3-L Sub., LS1 except Cv. Cp., LS2, LS3, except Cv. Cp., Single Exhaust . . . . .	8	-	58	58	-	1	1736 766
	Right, LD2, LD3, LS1, LC2, All, LS2, LS3, LC3, except Cv. Cp., Type 1 . . . . .	8	-	58	58	58	1	1736 767
	Left, LD2, LD3, LS1, LC2, All, LC3 except Cv. Cp., Type 1 . . . . .	8	-	58	58	58	1	*1736 766
	Right, LS2, LS3, LC3, Cv. Cp., Type 1 . . . . .	8	-	-	58	58	1	1736 785
	Left, LS2, LS3, LC3, Cv. Cp., Type 1 . . . . .	8	-	-	58	58	1	1736 784
	Right, LY1 All, Type 1 . . . . .	8	-	-	-	58	1	1733 334
	Left, LY1 All, Type 1 . . . . .	8	-	-	-	58	1	1733 333
	Right, S25, S26, C76, except Cv. Cp., C75 All, Type 1 . . . . .	8	-	57	57	57	1	1736 767
	Frame, S22, S23, Single Exhaust, C67 Single Exhaust and Lt. Type 1, C71 Single Exhaust and Lt. Type 1, Est. Wgn., C68 All, C72 Est. Wgn. . . . .	8	-	-	55-56	55-56	★	1616 099
	S21, S22, S23, S24, 4D., Sp. 4D., Sp. Cl. Cp., Single Exhaust, S21, S22, 4D., Sp. Cl. Cp., Type 1 and 2., S23, S24, 4D., Sp. 4D., Sp. Cl. Cp., Type 1 and 2., C67, 4D., Sp. Cl. Cp., Single Exhaust, and Type 1 and 2., C68, 4D., Sp. Cl. Cp., C69, All, C71 except Cv. Cp., Est. Wgn., Single Exhaust, C71, 4D., Sp. Cl. Cp., Sp. 4D., Lt., Type 1 and 2., C72 except Cv. Cp., Est. Wgn., C73 . . . . .	8	-	-	55-56	55-56	★	1559 866
	S21, S22, S23, S24, C67, C71, Single Exhaust, C68, C72, Rt., Type 1., Cv. Cp. . . . .	8	-	-	55-56	55-56	1	1616 017
	Cv. Cp., Lt. Type 1 . . . . .	8	-	-	55-56	55-56	1	1616 018
	Front, Right, S25, S26, C76, Cv. Cp. . . . .	8	-	-	57	57	1	1736 785
	Left, S25, S26, C76, Cv. Cp. . . . .	8	-	-	57	57	1	1736 784
	Right, IM . . . . .	8	-	-	-	57	1	1733 334
	Left, IM . . . . .	8	-	-	-	57	1	1733 333
	IM, LY1, Sp. 4D. and Cv. Cp., Type 1 . . . . .	8	-	-	-	57-58	2	1820 323
	ADAPTER, Rear, Right, C69, C70 . . . . .	8	-	-	-	55-56	1	1616 055
	Left, C69, C70 . . . . .	8	-	-	-	55-56	1	1616 054
	BRACKET, Rear, Frame, Sub., Lt., Type 1 . . . . .	8	56	55-56	-	-	1	1637 242
	Frame, P30, P31, C75-1, except Sub., LP1, LP2, LD3-L, LS1, Sub., S25, LS2, except Cv. Cp., S26, LS3, except Cv. Cp. and Sub., Single Exhaust, UP TO . . . . .	6-8	57-58 (1)	58	57-58	57	1	1733 276
	Sub. . . . .	6	57	-	-	-	1	1733 276
	Except Sub., Single Exhaust, AFTER . . . . .	6-8	57-58 (1)	-	-	-	1	1733 287

NOTE 1: P30 Approx. Ser. No. 14329014

P31 Approx. Ser. No. 16167618

★ Indicates use as required.

Numerals in parentheses ( ) refer to notes.

Printed in U.S.A.

Ⓛ Indicates parts not listed in any previous parts book.

Prices and specifications subject to change without notice.

\* Indicates change or addition.

# 1955-58 PASSENGER CAR PARTS LIST

EXHAUST

CODE	PART NAME AND DESCRIPTION	NO. OF CYL.	PLYMOUTH	DODGE	DESOTO	CHRYSLER AND IMPERIAL	PER CAR	PART NUMBER
	P31, LP2, Left, All, S25, LS2, except Cv.Cp., S26, LS3, except Cv.Cp., Sub., LD3-L-500 Rt., LD3-L, LS1, Sub., C75-1 except Sub., Right, Type 1 . . . . .	8	57-58	58	57-58	57	★	*1733 276
	Left, LD2-D500 except Cv.Cp., Type 1 . . . .	8	-	58	-	-	1	*1733 276
	ADAPTER, Rear, S23 except Est.Wgn., S24 All, Single Exhaust and Type 1, S23, C71, 4 D., Sp.C1.Cp., Sp. 4 D., Lt., Type 2, C71 except Est. Wgn., Single Exhaust . . . .	8	-	-	56	56	1	*1673 223
	Right, C71, C72, except Est. Wgn., C73 All, Type 1. . . . .	8	-	-	-	56	1	1673 229
	Left, C71, C72, except Est. Wgn., C73 All, Type 1. . . . .	8	-	-	-	56	1	1673 230
	BRACKET, Frame, Rear, LS1, LS2, LS3, Cv.Cp., C75-2, LC2, LC3, IM, LY1, All, C76 except Sub., Type 1 . . . . .	8	-	-	58	57-58	2	*1733 276
11-10-43	WASHER, C71 . . . . .	8	-	-	56	56	1	688 900
11-10-46	NUT, Clinch, Bracket Support . . . . .	8	-	-	55-56	55-56	★	657 413

**NOTES**

---

---

---

---

---

---

---

---

---

---

---

---

---

---

---

---

---

---

---

---

---

---

---

---

---

---

---