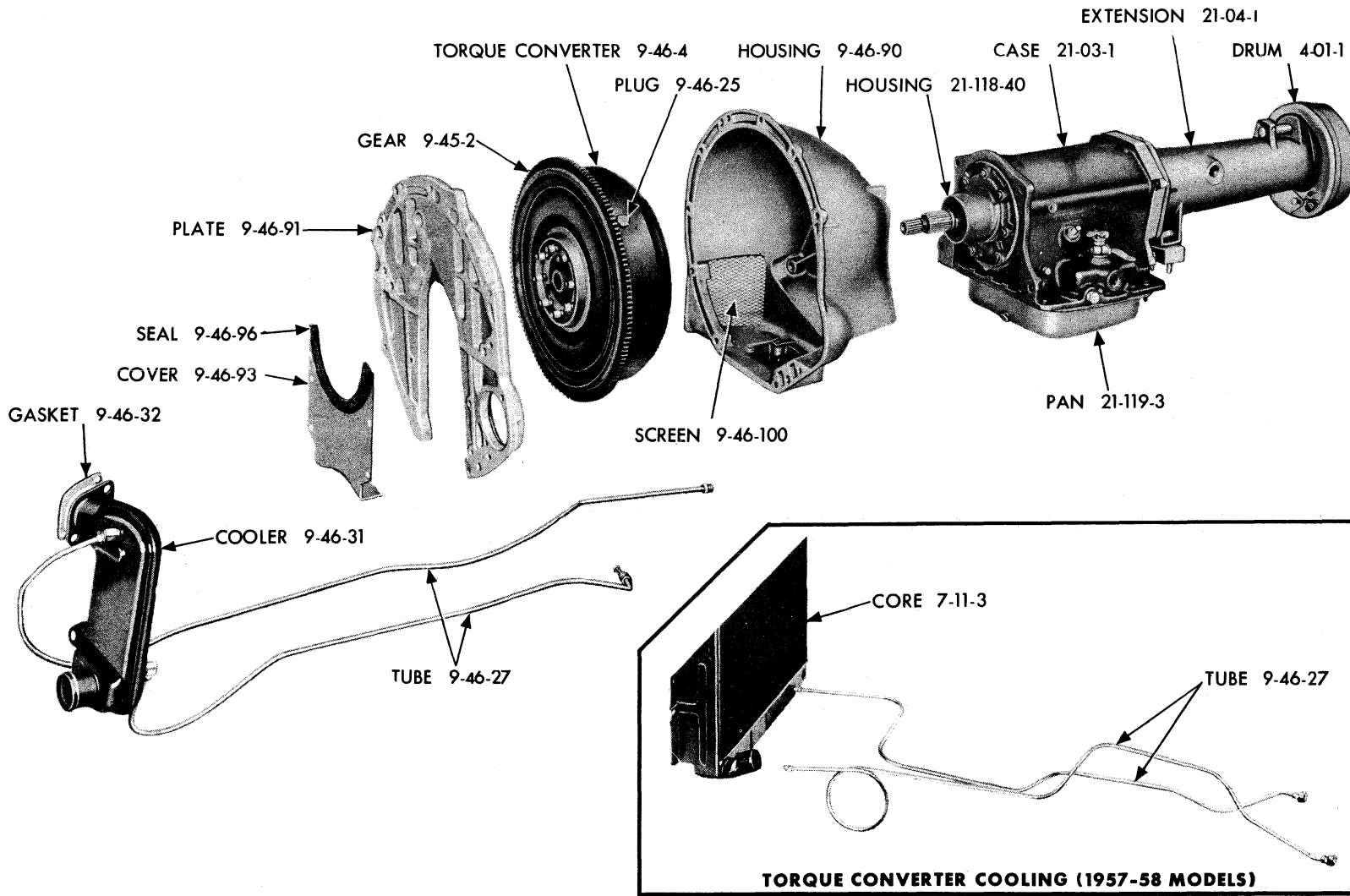


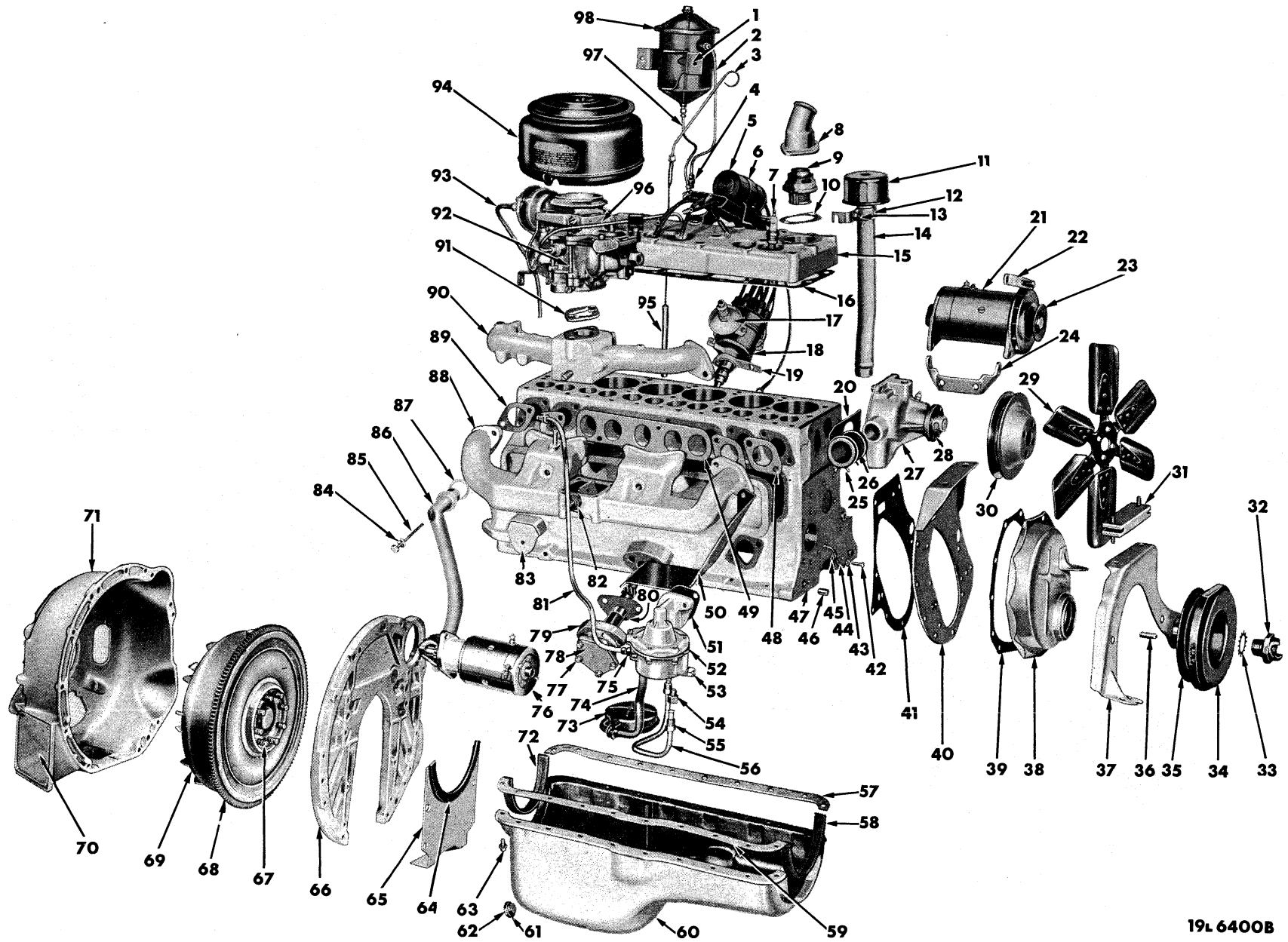
GROUP 9 - ENGINE



19x6605A

Plate 9-1

TORQUE CONVERTER



19L 6400B

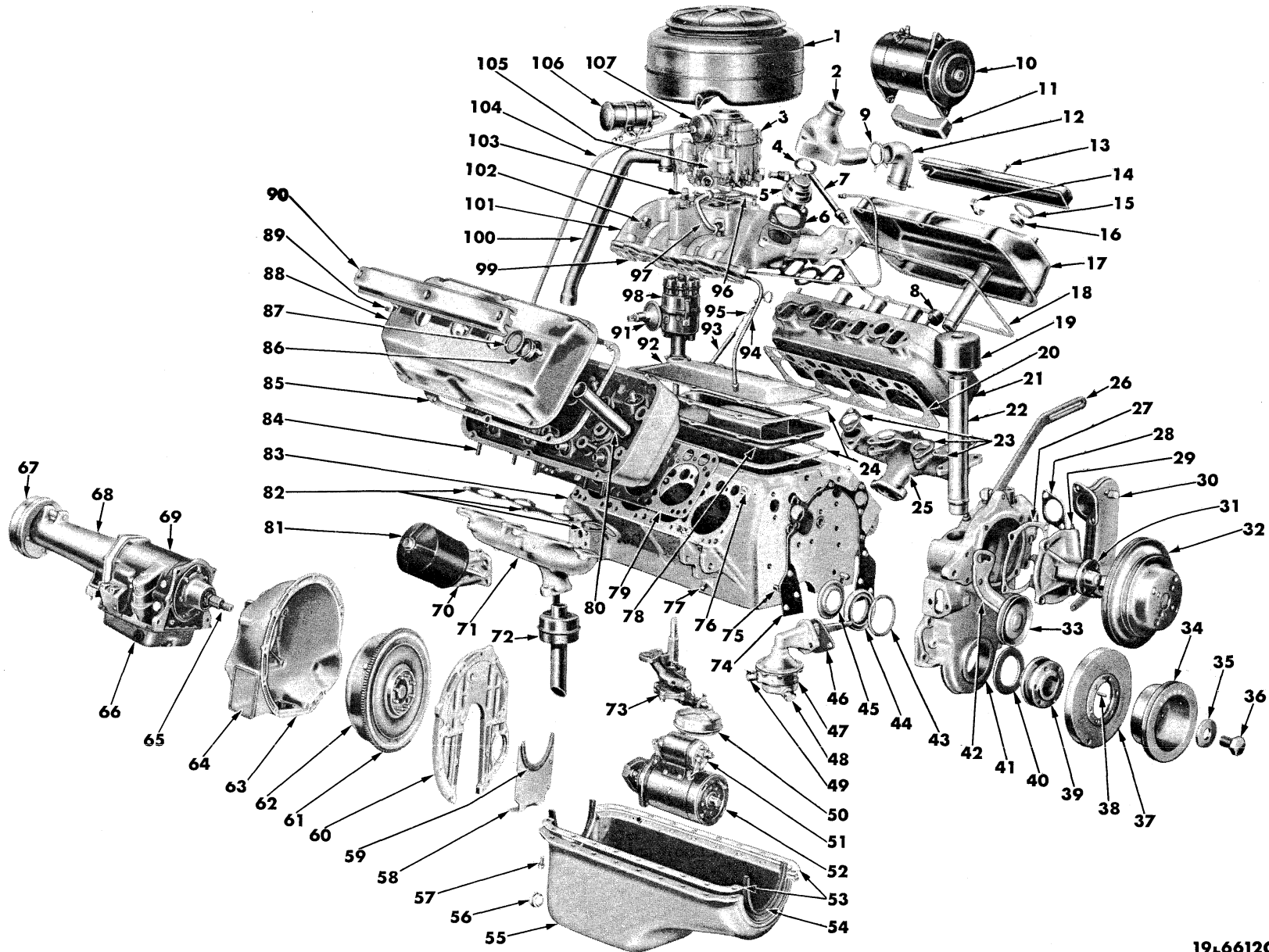
Plate 9-2

ENGINE - EXTERNAL PARTS (6 CYLINDER)

Plate 9-2

ENGINE - EXTERNAL PARTS (6 CYLINDER)

Ref. No.	Name	Part Type Code	Ref. No.	Name	Part Type Code
1	Bracket	10-26-48	50	Shield	14-81-1
2	Tube	10-27-1	51	Gasket	14-74-1
3	Indicator	10-03-4	52	Pump	14-73-2
4	Elbow	10-27-1	53	Connector	14-89-57
5	Coil	8-35-4	54	Nipple	10-16-4
6	Bracket	8-35-41	55	Nut	10-16-4
7	Spark Plug and Gasket Package	8-36-114	56	Pipe	10-16-4
8	Connection	9-05-5	57	Gasket	10-24-5
9	Thermostat	7-41-4	58	Gasket	10-24-6
10	Gasket	9-05-6	59	Gasket	10-24-5
11	Air Cleaner	10-01-21	60	Pan.	10-24-4
12	Bracket	10-01-44	61	Gasket	10-24-38
13	Bolt and Nut		62	Plug	10-24-37
14	Pipe	10-01-9	63	Screw and Washer	10-24-4
15	Head	9-03-4	64	Seal	6-10-10
16	Gasket	9-03-5	65	Cover	6-10-15
17	Chamber	8-27-309	66	Plate	9-46-91
18	Distributor	8-27-1	67	Stud	9-46-10
19	Plate	8-27-19	68	Gear	9-45-2
20	Gasket	7-44-4	69	Torque Converter	9-46-4
21	Generator	8-28-3	70	Screen	9-46-100
22	Strap	8-28-15	71	Housing	9-46-90
23	Pulley	8-28-297	72	Gasket	10-24-6
24	Bracket	8-28-36	73	Strainer	10-23-7
25	Clamp	7-14-13	74	Pipe	10-18-4
26	Hose	7-14-5	75	Connector	14-85-1
27	Pump (serviced in Package)	7-42-1	76	Starter Motor	8-52-4
28	Hub	7-05-1	77	Screw	10-08-2
29	Fan	7-02-1	78	Cover	10-08-2
30	Pulley	7-06-14	79	Body	10-07-10
31	Insulator	9-67-4	80	Gasket	10-07-11
32	Jaw	9-07-8	81	Tube	14-85-1
33	Lockwasher	9-07-10	82	Thermostat	9-58-5
34	Damper	9-13-5	83	Shield	9-58-12
35	Pulley	7-06-1	84	Washer	
36	Key	9-13-23	85	Screw	10-02-15
37	Plate	9-65-6	86	Pipe	10-02-15
38	Cover	9-23-5	87	Gasket	10-02-17
39	Gasket	9-23-17	88	Manifold	9-48-6
40	Plate	9-24-5	89	Gasket	9-50-2
41	Casket	9-24-7	90	Manifold	9-48-7
42	Screw	9-19-3	91	Gasket	14-34-2
43	Washer	9-19-3	92	Carburetor	14-30-1
44	Tube	9-19-3	93	Tube	9-48-127
45	Clip	9-19-3	94	Air Cleaner	14-29-2
46	Dowel	9-24-6	95	Tube	10-03-7
47	Block	9-02-5	96	Tube	8-27-320
48	Gasket	9-50-2	97	Tube	10-27-12
49	Gasket	9-50-2	98	Filter Kit	10-26-1



19L6612C

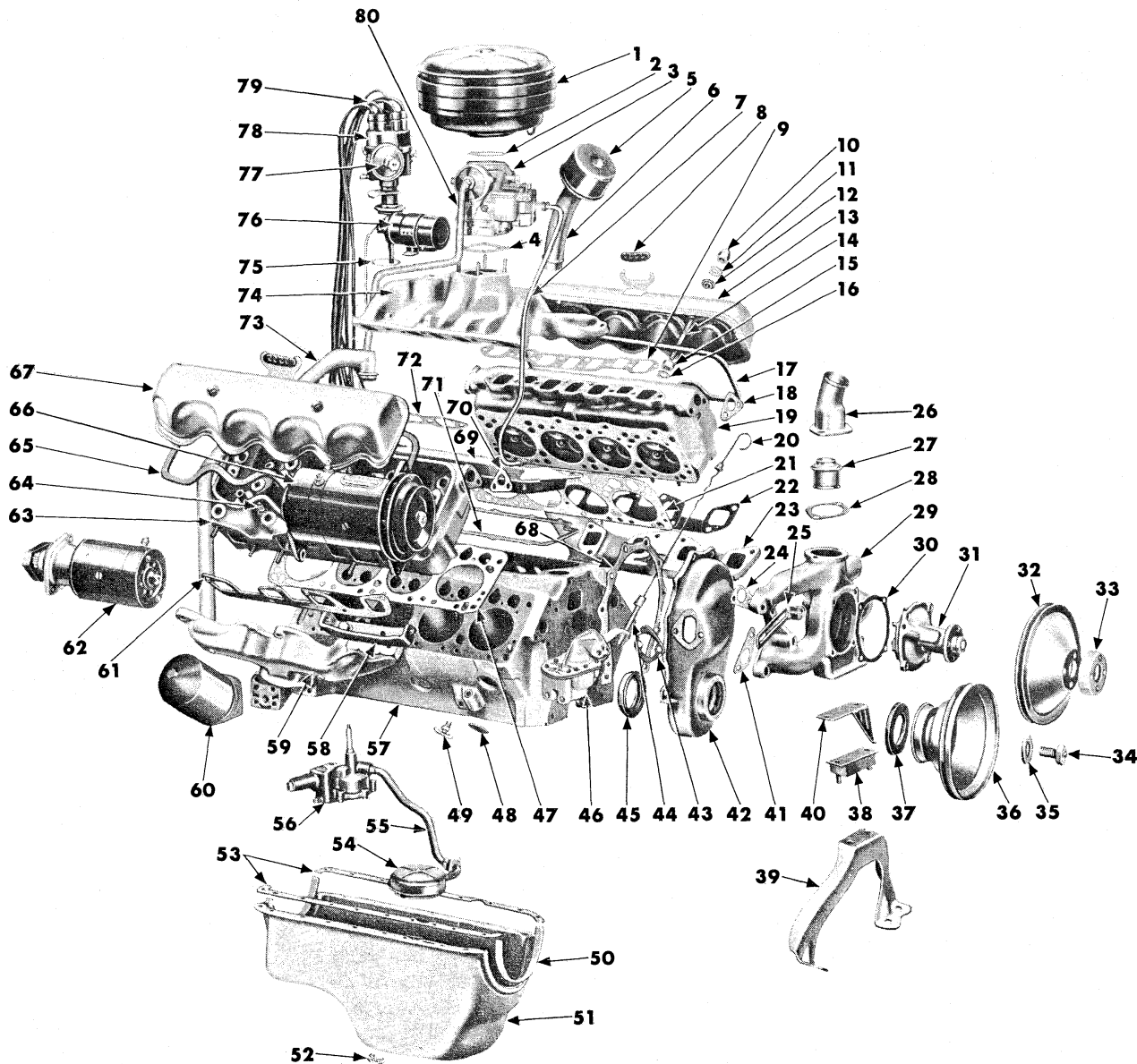
ENGINE - EXTERNAL PARTS (V8 CYLINDER - DOUBLE ROCKER SHAFT)

Plate 9-3

Plate 9-3

ENGINE - EXTERNAL PARTS (V8 CYLINDER - DOUBLE ROCKER SHAFT)

Ref. No.	Name	Part Type Code	Ref. No.	Name	Part Type Code
1	Air Cleaner	14-29-2	55	Pan	10-24-4
2	Elbow	9-05-5	56	Plug	10-24-37
3	Carburetor	14-30-1	57	Screw and Washer	10-24-4
4	Gasket	7-41-16	58	Cover	9-46-93
5	Thermostat	7-41-4	59	Seal	9-46-96
6	Gasket	9-05-6	60	Plate	9-46-91
7	Tube	14-31-20	61	Gear	9-45-2
8	Plug	9-03-4	62	Torque Converter	9-46-4
9	Clamp	7-14-16	63	Housing	9-46-90
10	Generator	8-28-3	64	Screen	9-46-100
11	Bracket	8-28-36	65	Shaft	21-129-10
12	Hose	7-14-9	66	Pan	21-119-3
13	Screw	8-36-4	67	Drum	4-01-1
14	Guide, Cable	8-36-14	68	Extension	21-04-1
15	Retainer	8-36-138	69	Case	21-03-1
16	Seal	8-36-137	70	Base	10-26-12
17	Cover	9-03-28	71	Manifold	9-48-6
18	Gasket	9-03-29	72	Air Cleaner	10-02-8
19	Air Cleaner	10-01-21	73	Pump	10-07-6
20	Gasket	9-03-5	74	Gasket	9-23-17
21	Head	9-03-4	75	Dowel	9-02-7
22	Pipe	10-01-9	76	Dowel	9-02-8
23	Gasket	9-50-5	77	Drain Cock	9-02-5
24	Gasket	9-40-4	78	Cover	9-40-3
25	Manifold	9-48-6	79	Gasket	9-03-5
26	Strap	8-28-15	80	Tube	8-36-136
27	Gasket	7-44-3	81	Shell	10-26-14
28	Gasket	7-48-3	82	Gasket	9-50-5
29	Pump	7-42-1	83	Block	9-02-5
30	Cooler	9-46-31	84	Stud	9-48-43
31	Hub	7-05-1	85	Gasket	9-03-29
32	Pulley	7-06-14	86	Seal	8-36-137
33	Pulley	7-04-1	87	Retainer	8-36-138
34	Pulley	7-06-1	88	Cover	9-03-28
35	Washer	9-07-22	89	Guide, Cable	8-36-14
36	Screw	9-07-5	90	Cover	8-36-4
37	Damper	9-13-5	91	Chamber, Vacuum	8-27-309
38	Key	9-13-23	92	Cover	9-40-3
39	Hub	9-13-21	93	Tube	10-03-7
40	Dust Seal	9-23-28	94	Tube	14-85-1
41	Cover	9-23-5	95	Indicator	10-03-4
42	Bracket	7-04-5	96	Gasket	14-34-2
43	Gasket	9-23-21	97	Tube	14-31-20
44	Oil Seal	9-23-1	98	Distributor	8-27-1
45	Slinger	9-07-17	99	Gasket	9-50-6
46	Gasket	14-74-1	100	Pipe	10-02-15
47	Pump	14-73-2	101	Manifold	9-48-7
48	Connector	14-89-57	102	Plug	9-48-7
49	Connector	14-85-1	103	Plug	9-48-7
50	Strainer	10-23-7	104	Tube	9-48-127
51	Switch	8-52-330	105	Dash Pot	14-50-25
52	Starter	8-52-4	106	Coil	8-35-4
53	Gasket	10-24-5	107	Choke	14-39-45
54	Gasket	10-24-6			



19L6741A

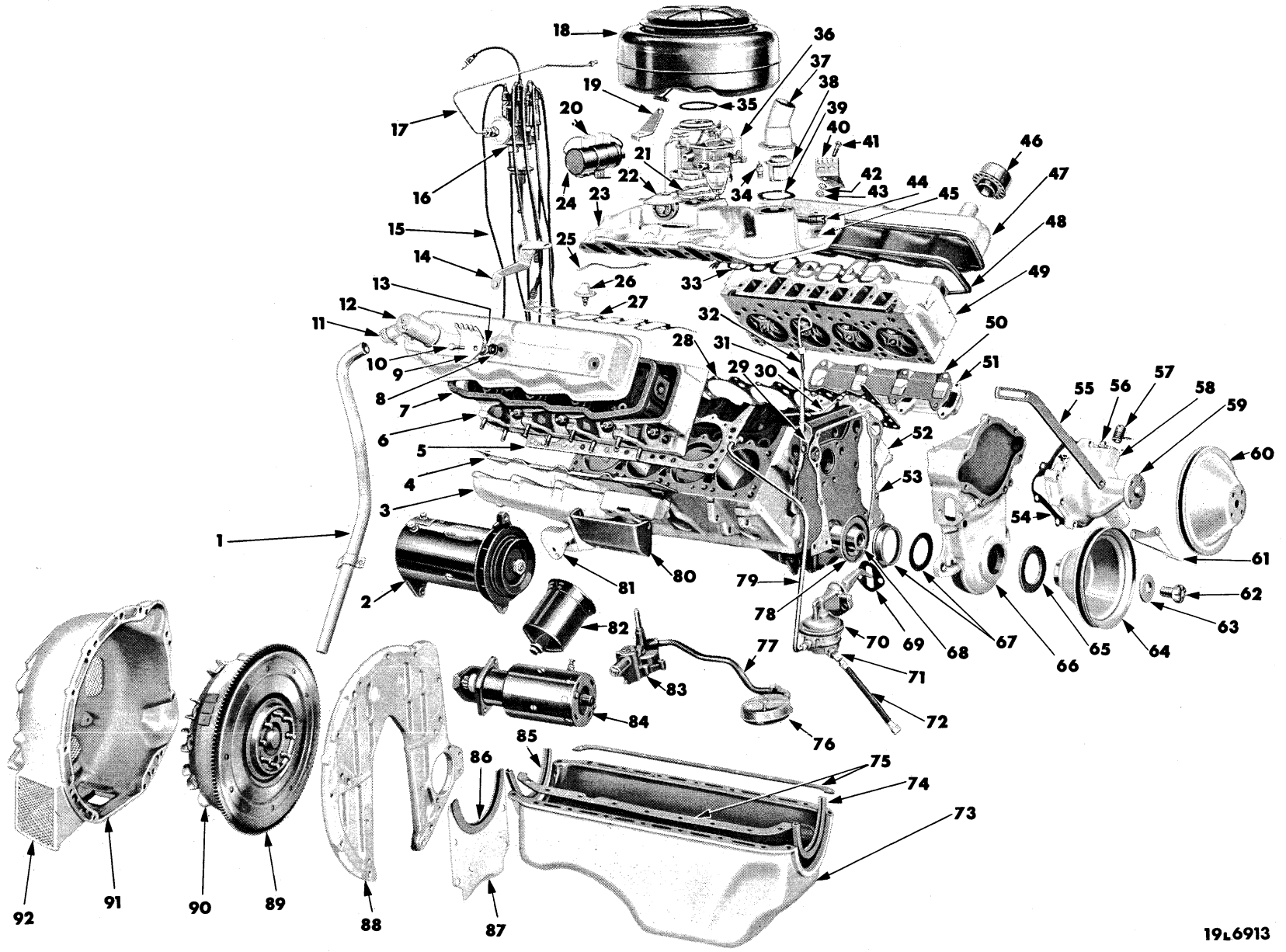
ENGINE - EXTERNAL PARTS (V8 CYLINDER - SINGLE ROCKER SHAFT)

Plate 9-4

Plate 9-4

ENGINE - EXTERNAL PARTS (V8 CYLINDER - SINGLE ROCKER SHAFT)

Ref. No.	Name	Part Type Code	Ref. No.	Name	Part Type Name
1	Air Cleaner	14-29-2	41	Gasket	7-44-4
2	Gasket	14-29-5	42	Cover	9-23-5
3	Carburetor	14-30-1	43	Gasket	14-74-1
4	Gasket	14-34-2	44	Tube	10-03-7
5	Air Cleaner	10-01-21	45	Oil Seal	9-23-18
6	Pipe	10-01-9	46	Pump	14-73-2
7	Tube	14-85-1	47	Gasket	9-03-5
8	Grommet	8-30-31	48	Plug	9-02-5
9	Gasket	9-50-6	49	Drain Cock	9-02-5
10	Nut	9-43-22	50	Gasket	10-24-6
11	Washer	9-43-22	51	Pan	10-24-4
12	Seal	9-03-34	52	Plug	10-24-37
13	Cover	9-03-28	53	Gasket	10-24-5
14	Stud	9-43-22	54	Strainer	10-23-7
15	Nut	9-43-22	55	Pipe	10-18-4
16	Washer	9-43-23	56	Pump	10-07-6
17	Gasket	9-03-29	57	Block	9-02-5
18	Gasket	7-44-4	58	Bracket	8-28-36
19	Head	9-03-4	59	Manifold	9-48-6
20	Indicator	10-03-4	60	Shell	10-26-14
21	Gasket	9-03-5	61	Gasket	9-50-5
22	Gasket	9-50-5	62	Starter	8-52-4
23	Manifold	9-48-6	63	Head	9-03-4
24	Gasket	7-44-4	64	Spark Plug	8-36-114
25	Strap	8-28-15	65	Gasket	9-03-29
26	Connector	9-05-5	66	Generator	8-28-3
27	Thermostat	7-41-4	67	Cover	9-03-28
28	Gasket	9-05-6	68	Gasket	9-23-17
29	Housing	7-43-1	69	Cover	9-40-3
30	Gasket	7-44-3	70	Gasket	7-44-4
31	Pump (Serviced in Package)	7-42-1	71	Gasket	9-40-4
32	Pulley	7-06-14	72	Gasket	9-50-6
33	Spacer	7-02-16	73	Pipe	10-02-15
34	Screw	9-07-5	74	Manifold	9-48-7
35	Washer	9-07-22	75	Retainer	8-27-4
36	Pulley	7-06-1	76	Coil	8-35-4
37	Dust Seal	9-23-28	77	Chamber	8-27-309
38	Insulator	9-67-4	78	Distributor	8-27-1
39	Plate	9-65-6	79	Cable	8-36-45
40	Indicator	9-23-40	80	Tube	9-48-127



19L6913

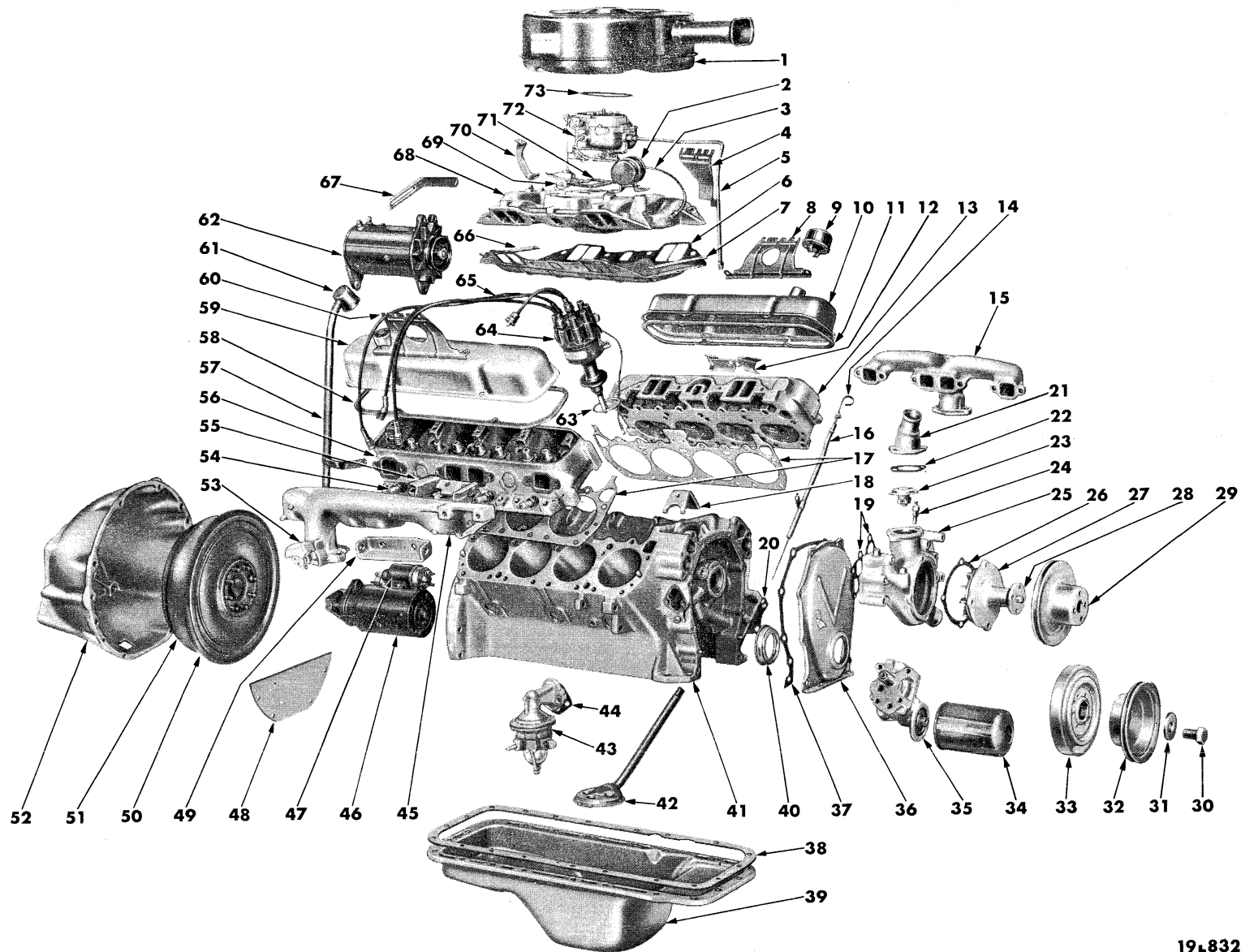
ENGINE - EXTERNAL PARTS (V8 CYLINDER) PLYMOUTH P29

Plate 9-5

Plate 9-5

ENGINE - EXTERNAL PARTS (V8 CYLINDER) PLYMOUTH P29

Ref. No.	Name	Part Type Code	Ref. No.	Name	Part Type Code
1	Pipe	10-02-15	47	Cover	9-03-28
2	Generator	8-28-3	48	Gasket	9-03-29
3	Manifold	9-48-6	49	Head	9-03-4
4	Gasket	9-50-5	50	Gasket	9-50-5
5	Gasket	9-03-5	51	Manifold	9-48-6
6	Head	9-03-4	52	Block	9-02-5
7	Gasket	9-03-29	53	Gasket	9-23-17
8	Seal	9-03-34	54	Gasket	7-44-3
9	Bracket	8-36-4	55	Strap	8-28-15
10	Screw	9-03-28	56	Plug	----
11	Clamp	10-02-33	57	Nipple	7-48-22
12	Elbow	10-02-24	58	Pump Package	7-42-1
13	Washer	9-03-31	59	Hub	7-05-1
14	Bracket	14-11-20	60	Pulley	7-06-14
15	Cable	8-36-83	61	Indicator	9-23-40
16	Distributor	8-27-1	62	Screw	9-07-5
17	Tube	8-27-320	63	Washer	9-07-22
18	Air Cleaner	14-29-2	64	Pulley	7-06-1
19	Bracket	14-06-10	65	Dust Seal	9-23-28
20	Resistor	8-35-22	66	Cover	9-23-5
21	Gasket	14-34-2	67	Oil Seal	9-23-18
22	Choke, w/Rod	14-64-2	68	Crankshaft	9-07-5
23	Manifold	9-48-7	69	Gasket	14-74-1
24	Coil	8-35-4	70	Pump	14-73-2
25	Gasket	9-50-6	71	Nipple	----
26	Switch	8-53-327	72	Hose	14-89-57
27	Gasket	9-50-6	73	Pan	10-24-4
28	Gasket	9-03-5	74	Gasket	10-24-6
29	Clip	10-03-10	75	Gasket	10-24-5
30	Gasket	9-50-6	76	Strainer	10-23-7
31	Tube	10-03-7	77	Pipe	10-18-4
32	Indicator	10-03-4	78	Oil Slinger	9-07-17
33	Gasket	9-50-6	79	Tube	14-85-1
34	Sending Unit	8-37-155	80	Bracket	8-28-36
35	Gasket	14-29-5	81	Shield	9-58-12
36	Carburetor	14-30-1	82	Filter	10-26-6
37	Connector	9-05-5	83	Pump	10-07-6
38	Thermostat	7-41-4	84	Starting Motor	8-52-4
39	Gasket	9-05-6	85	Gasket	10-24-6
40	Bracket	8-36-4	86	Seal	9-46-96
41	Screw	9-03-28	87	Cover	9-46-93
42	Washer	9-03-31	88	Plate	9-46-91
43	Seal	9-03-34	89	Gear	9-45-2
44	Nipple	7-48-22	90	Torque Converter	9-46-4
45	Manifold	9-48-6	91	Housing	9-46-90
46	Air Cleaner	10-01-21	92	Screen	9-46-100



19L8326

Plate 9-6

ENGINE - EXTERNAL PARTS (V8 CYLINDER) PLYMOUTH LP2-FURY, DODGE LD2-D500, DESOTO LS1-2-3

Plate 9-6

ENGINE - EXTERNAL PARTS (V8 CYLINDER) PLYMOUTH LP2-FURY,
DODGE LD2-D500, DESOTO LS1-2-3

Ref. No.	Name	Part Type Code	Ref. No.	Name	Part Type Code
1	Air Cleaner	14-29-2	38	Gasket	10-24-5
2	Coil	8-35-4	39	Pan	10-24-4
3	Tube	8-77-320	40	Oil Seal	9-23-18
4	Bracket	8-36-4	41	Block (serviced in short engine 9-01-24)	
5	Tube	14-85-1	42	Strainer	10-23-7
6	Gasket	9-50-6	43	Pump Package	14-73-1
7	Reinforcement	9-48-27	44	Gasket	14-74-1
8	Bracket	8-36-4	45	Manifold	9-48-6
9	Air Cleaner	10-01-21	46	Starter	8-52-4
10	Cover	9-03-28	47	Switch	8-52-330
11	Gasket	9-03-29	48	Cover	9-46-93
12	Shield	8-36-124	49	Bracket	8-28-36
13	Head	9-03-4	50	Gear	9-45-2
14	Indicator	10-03-4	51	Torque Converter	9-46-4
15	Manifold	9-48-6	52	Housing	9-46-90
16	Tube	10-03-7	53	Shield	9-58-12
17	Gasket	9-03-5	54	Spark Plug	8-36-114
18	Clamp	8-27-26	55	Shield	8-36-124
19	Gasket	7-44-4	56	Head	9-03-4
20	Gasket	10-07-11	57	Pipe	10-02-15
21	Elbow	9-05-5	58	Gasket	9-03-29
22	Gasket	9-05-6	59	Cover	9-03-28
23	Thermostat	7-41-4	60	Bracket	8-36-4
24	Fitting	Std. Pt.	61	Elbow	10-02-24
25	Housing	7-43-1	62	Generator	8-28-3
26	Gasket	7-44-3	63	Retainer	8-27-4
27	Pump Package	7-42-1	64	Distributor	8-27-1
28	Hub	7-05-1	65	Cable Set	8-36-1
29	Pulley	7-06-14	66	Reinforcement	9-48-27
30	Screw	9-07-8	67	Strap	8-28-15
31	Washer	9-07-22	68	Manifold	9-48-7
32	Pulley	7-06-1	69	Choke	14-64-2
33	Damper	9-13-5	70	Bracket	14-29-12
34	Oil Filter	10-26-6	71	Gasket	14-34-2
35	Pump	10-07-6	72	Carburetor	14-30-1
36	Cover	9-23-5	73	Gasket	14-29-5
37	Gasket	9-23-17			

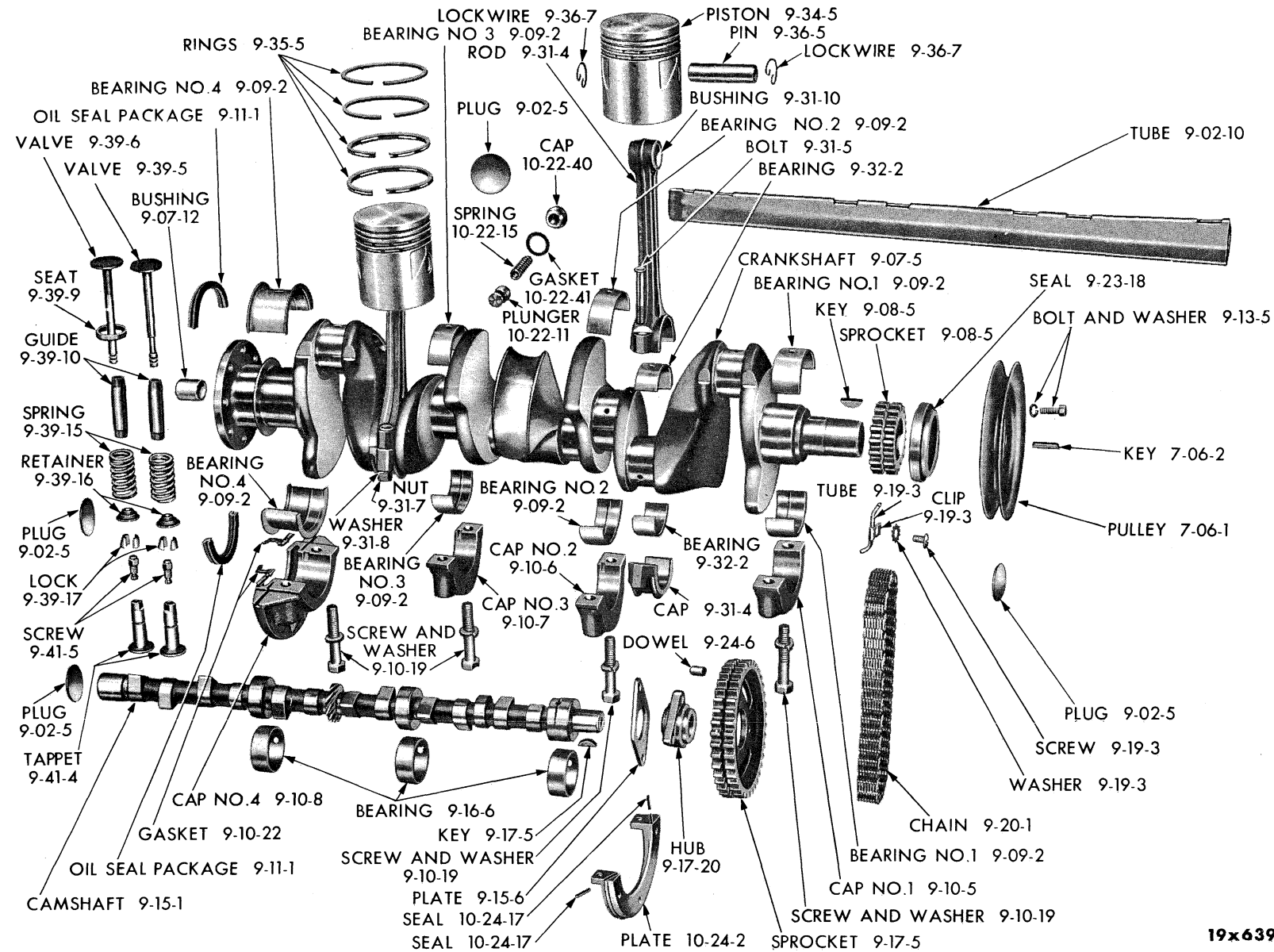
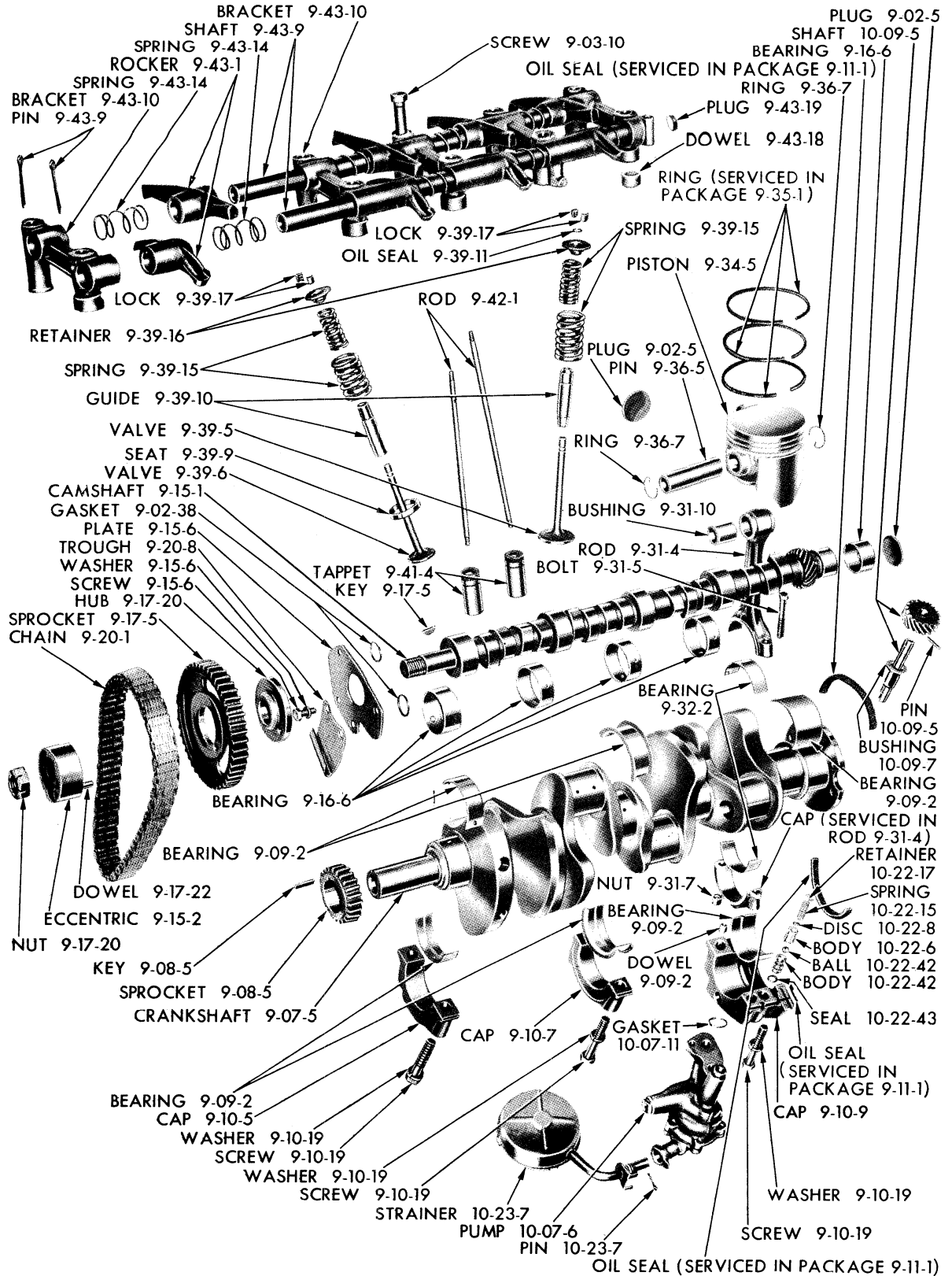


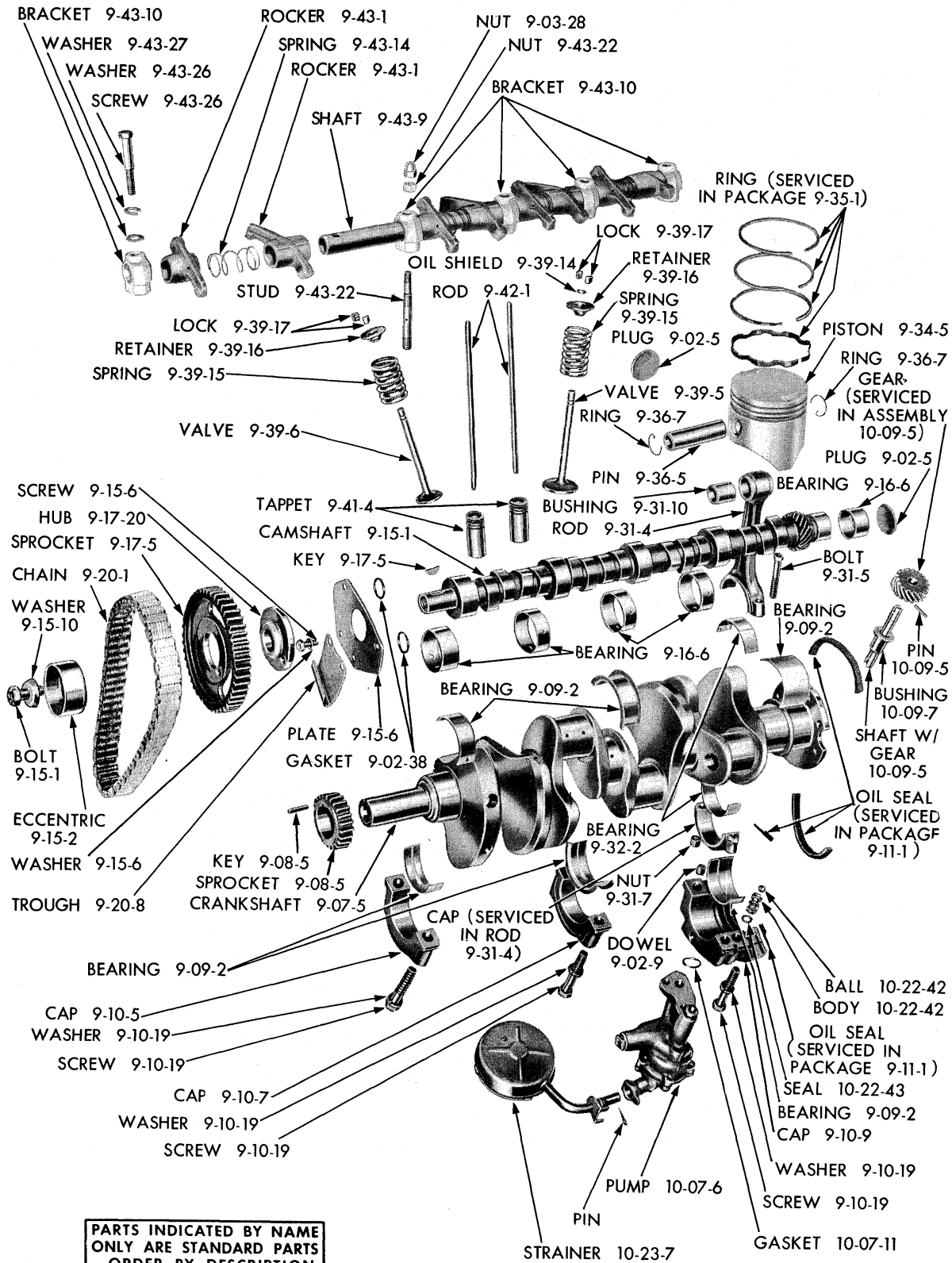
Plate 9-7

ENGINE - INTERNAL PARTS (6 CYLINDER)

19x6399C

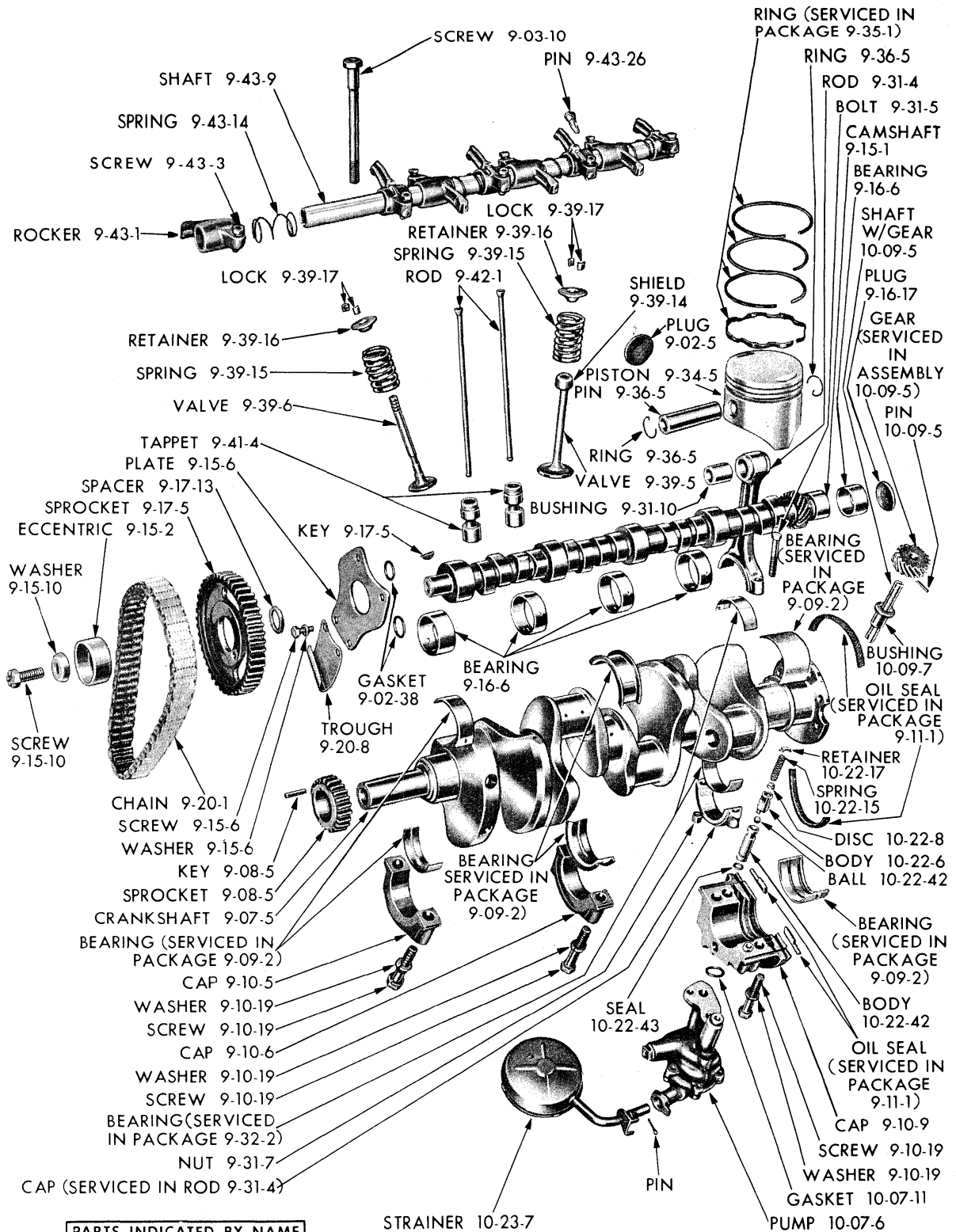


19x6830A



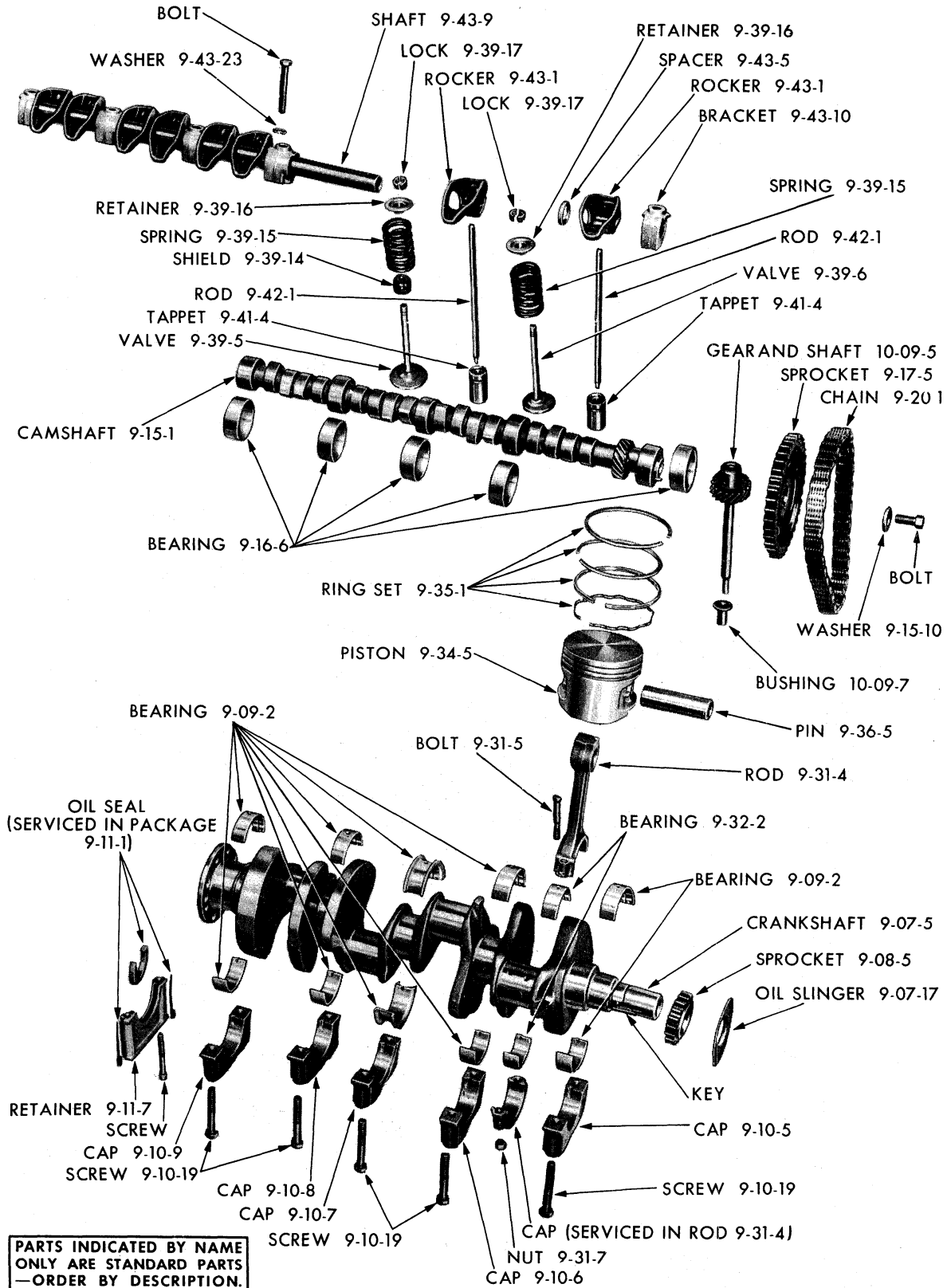
PARTS INDICATED BY NAME ONLY ARE STANDARD PARTS —ORDER BY DESCRIPTION.

19x6665D



PARTS INDICATED BY NAME ONLY ARE STANDARD PARTS —ORDER BY DESCRIPTION.

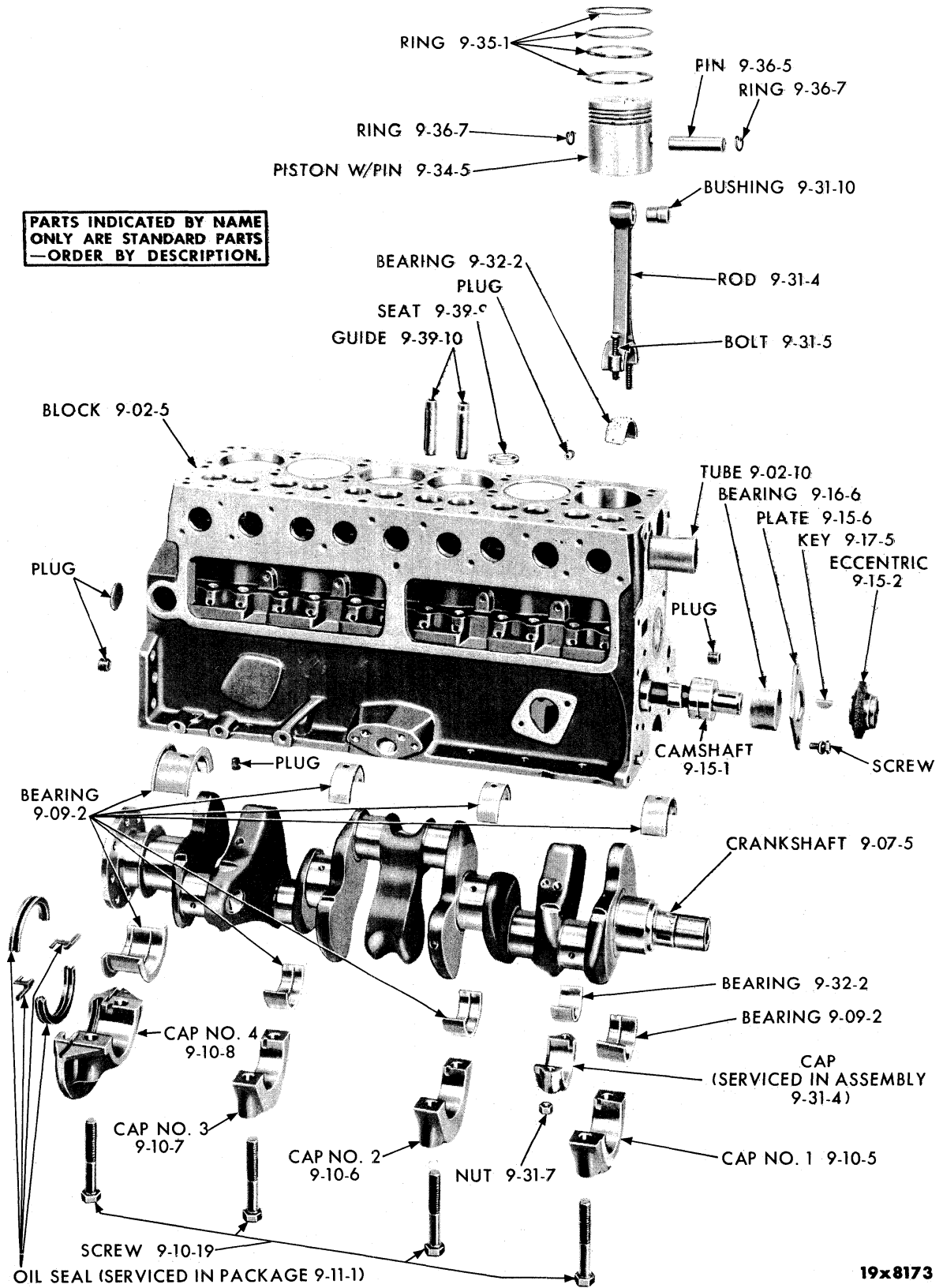
19x6914B



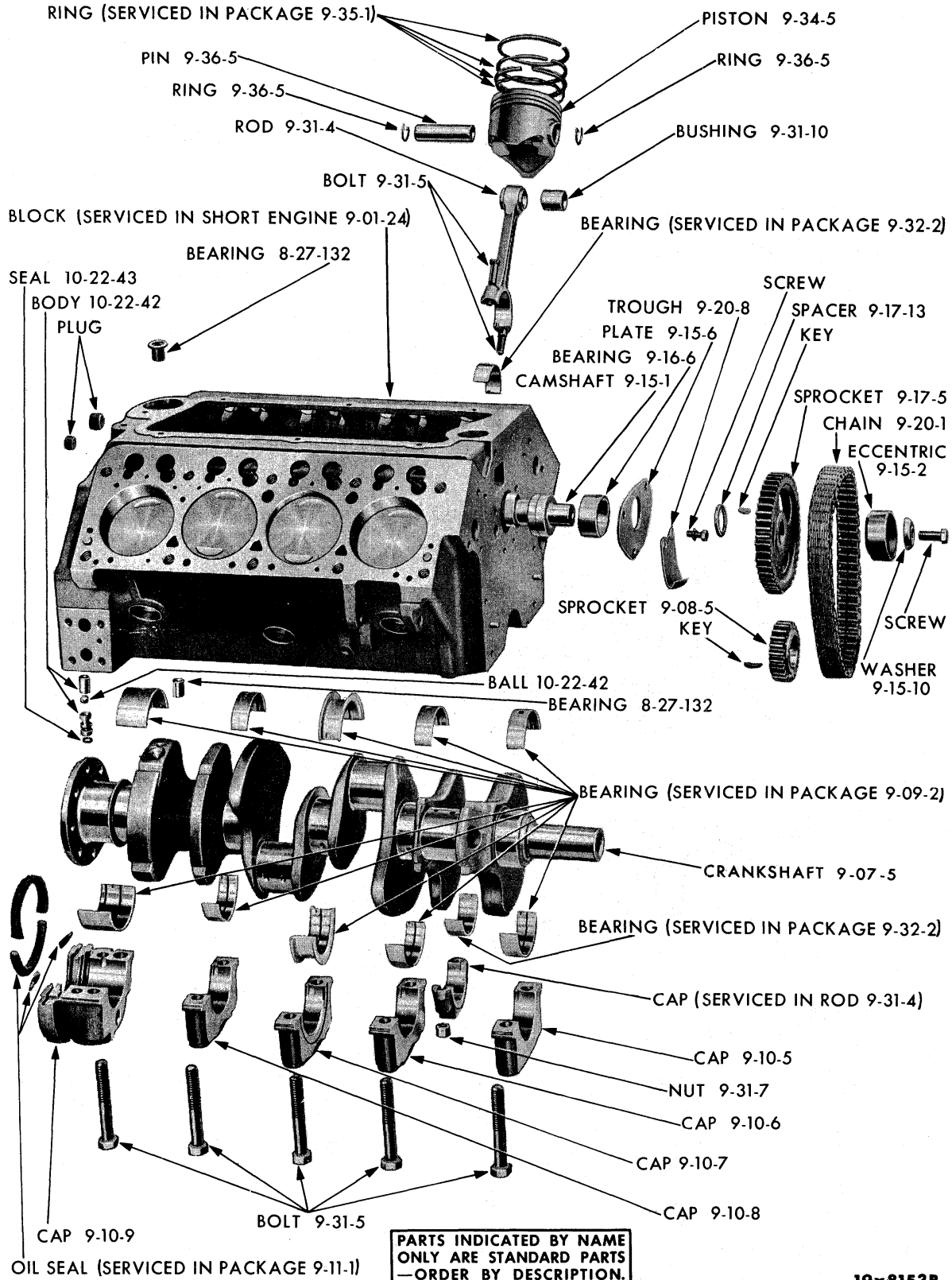
PARTS INDICATED BY NAME ONLY ARE STANDARD PARTS — ORDER BY DESCRIPTION.

19x8327

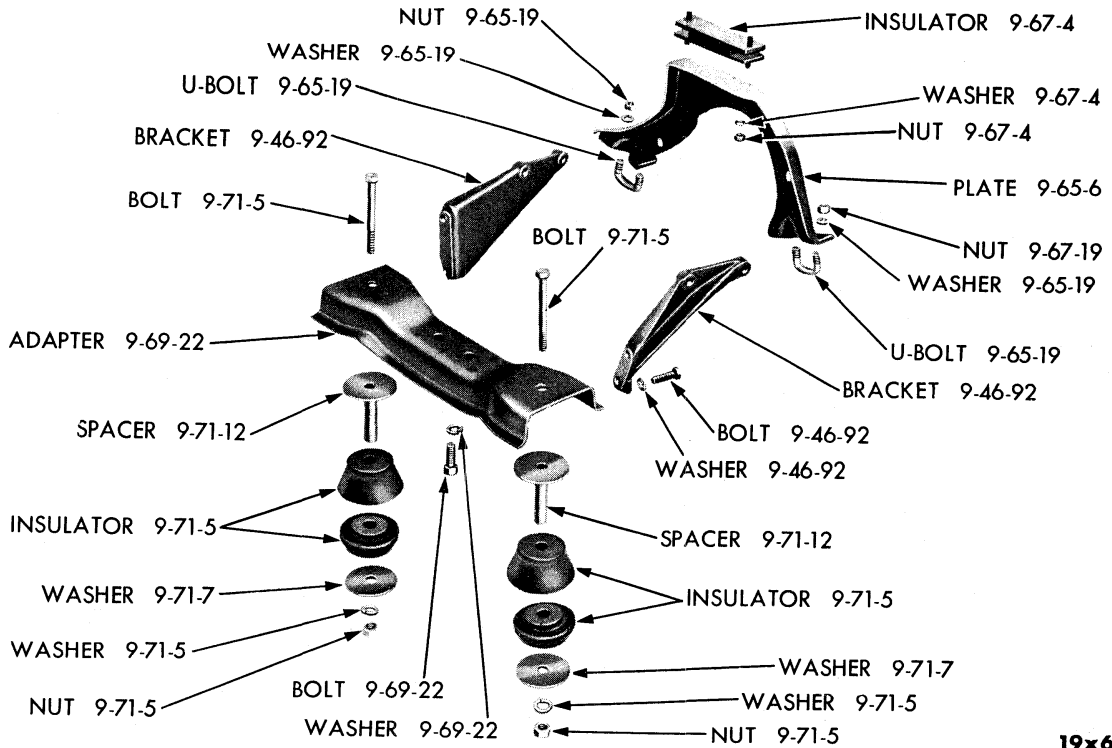
PARTS INDICATED BY NAME ONLY ARE STANDARD PARTS —ORDER BY DESCRIPTION.



19x8173



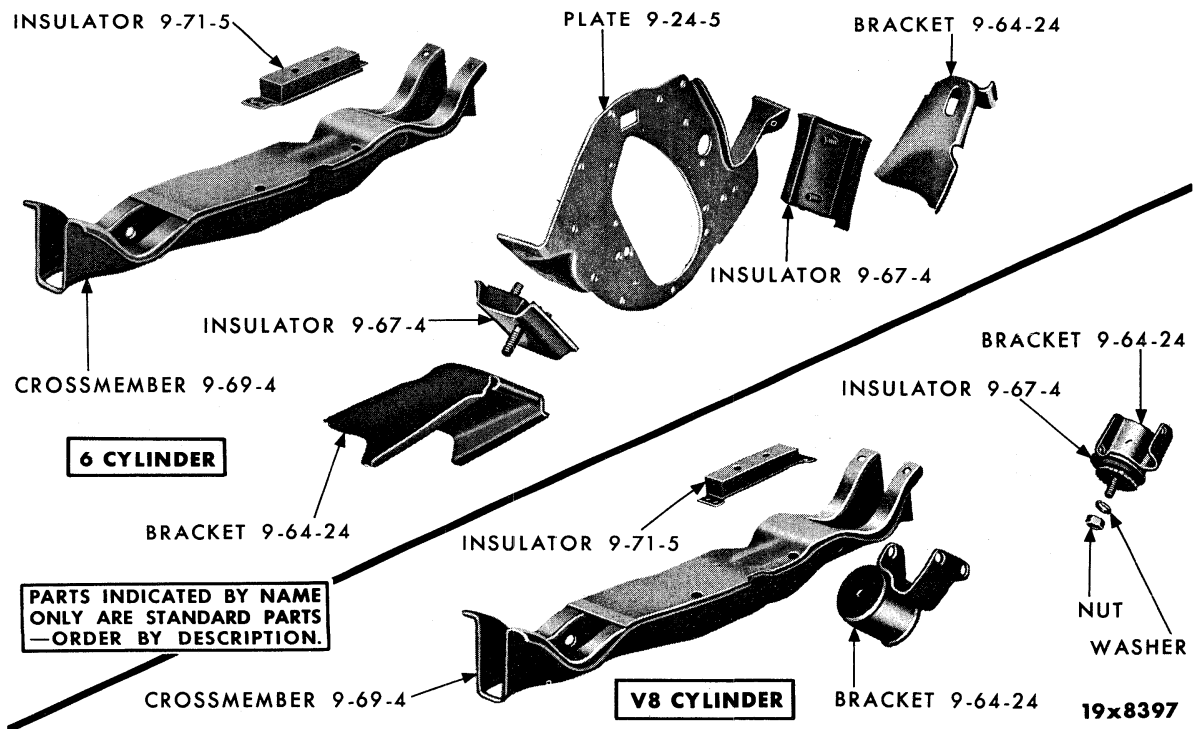
19x8153B



19x6659

Plate 9-14

6 CYLINDER ENGINE MOUNTING SUPPORTS - 1955-56 MODELS



19x8397

ENGINE MOUNTING SUPPORTS - 1957-8 6 CYLINDER MODELS, 1955-8 V8 CYLINDER MODELS

Plate 9-15

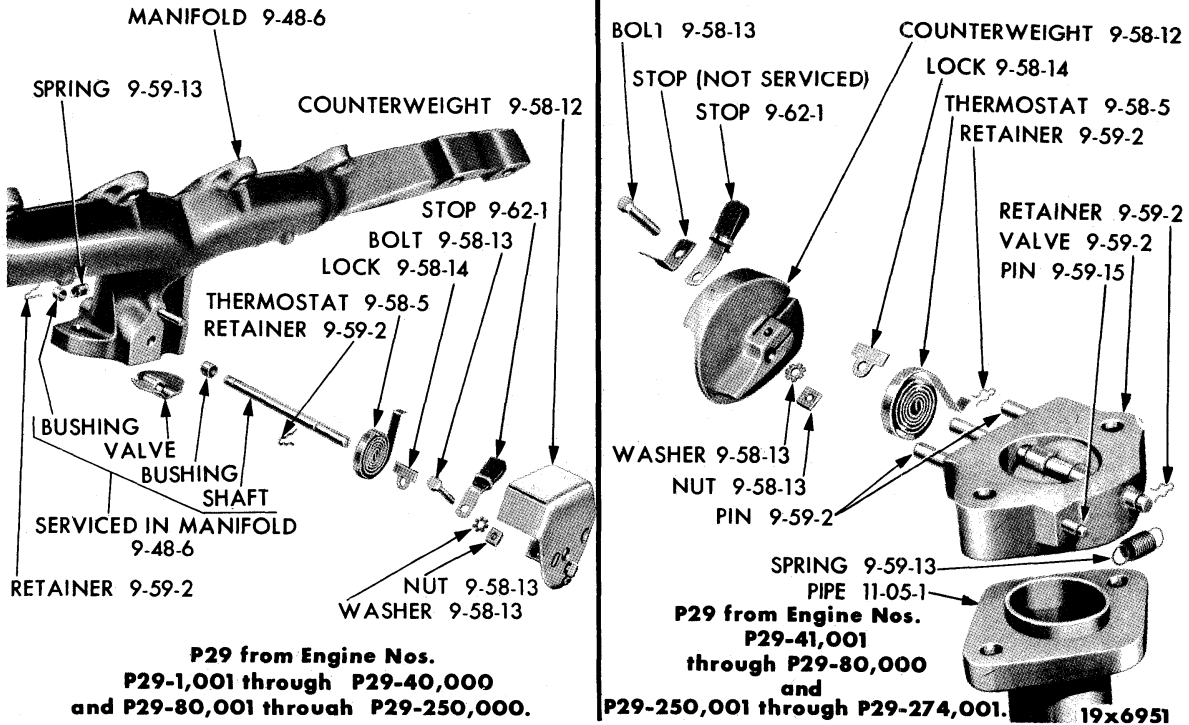
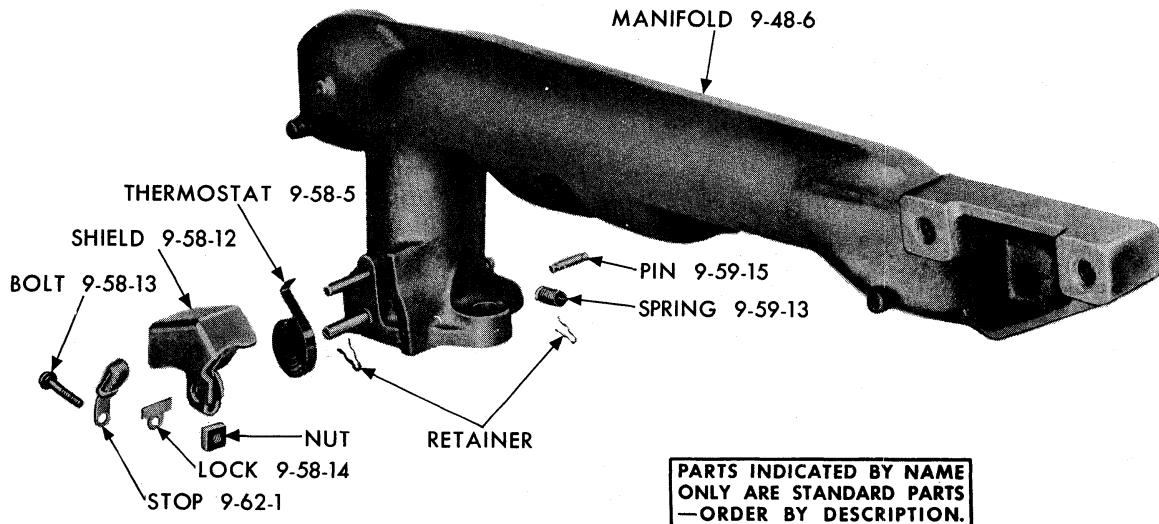


Plate 9-16

MANIFOLD HEAT CONTROLS



19x8318

MANIFOLD HEAT CONTROLS - PLYMOUTH LP2 - FURY, DODGE LD2-D500, DESOTO LS1-2-3

CODE	PART NAME AND DESCRIPTION	NO. OF CYL.	PLYMOUTH	DODGE	DESOTO	CHRYSLER AND IMPERIAL	PER CAR	PART NUMBER
------	---------------------------	-------------	----------	-------	--------	-----------------------	---------	-------------

9-01-0 ENGINE ASSEMBLY

Note: The following symbols are used in connection with engine numbers:

Engine numbers without symbols indicate "Standard Cylinders and Crankshaft Bearings."

The letter "A" immediately following the engine number indicated Bore .020" (.508 MM.) Larger than Standard.

The letter "B" immediately following the engine number indicated Main and Connecting Rod Bearings .010" (.254 MM.) Smaller than Standard.

The letters "AB" immediately following the engine number indicate Cylinder Bore .020" (.508 MM.)

Larger than Standard and the Main and Connecting Rod Bearings .010" (.254 MM.) Smaller than Standard.

The letters in the circular pads at either end of the engine number are for the use of factory inspectors only and should not be connected with the engine number.

Always mention Serial Numbers when ordering major assemblies.

9-01-5	GASKET SET	6	55-58	55-58	-	-	1	1752 440
	D55-1, D55-2	8	55	55	-	-	1	1643 111
	D55-3	8	-	55	-	-	1	1603 294
		8	56 (2)	-	-	-	1	1653 409
	S27	8	56 (3)	56-57	57	-	1	⊠1843 260
	LP2, LP2 Fury w/318 cu.in. Eng.	8	57-58	-	-	-	1	1752 443
	D500	8	-	57	-	-	1	⊠1879 671
	Fury w/350 cu.in. Eng., LD2-D500, LD3	8	58	58	58	-	1	1843 261
	LD2	8	-	58	-	-	1	1879 316
		8	-	-	55	-	1	1603 276
		8	-	-	56	-	1	1653 413
	S25, S26	8	-	-	57	-	1	1752 445
	C67	8	-	-	-	55	1	1603 320
	C68, C69, C70	8	-	-	-	55	1	1643 253
	C70, C72, C73	8	-	-	-	56	1	1653 417
	C71	8	-	-	-	56	1	1653 415
	C75, LC2	8	-	-	-	57-58 (4)	1	*1752 442
	C76, IM, LC3, LY1	8	-	-	-	57-58	1	1752 447
	LC1, LC2	8	-	-	-	58 (5)	1	*1843 264
9-01-19	ENGINE, w/o Accessories	6	55-56	55-56	-	-	1	1612 975
		6	57-58	57-58	-	-	1	1736 110
	AFTER	8	55 (1)	-	-	-	1	1632 549
	D63-2, D63-3, D63-1 Texan, D63-1 w/Power Package	8	-	56	-	-	1	1671 866
	S27	8	-	57	57	-	1	1736 120
	S23	8	-	-	56	-	1	1671 907
	S24	8	-	-	56	-	1	1671 917
	S25, S26	8	-	-	57	-	1	1736 126
	C68-300	8	-	-	-	55	1	1639 951
	C70, C72, C73	8	-	-	-	56	1	1672 551
	C71	8	-	-	-	56	1	1672 541
	L. C. Export	6	55-56	55-56	-	-	1	1612 979
	L. C. Export	6	57-58	57-58	-	-	1	1736 112
	L. C. Export, UP TO	8	55 (1)	-	-	-	1	1630 611
	L. C. Export, AFTER	8	55 (1)	-	-	-	1	1670 401
	L. C. Export	8	56 (2)	-	-	-	1	1672 634
	D63-1, L. C. Export, D55-1, D55-2	8	56 (3)	55-56	-	-	1	1670 401
	L. C. Export	8	57	-	-	-	1	1736 116
	L. C. Export, D55-3	8	-	55	-	-	1	1630 615
	L. C. Export, D63-2, D63-3	8	-	56	-	-	1	1671 867
	L. C. Export, S21	8	-	-	55	-	1	1630 617
	L. C. Export, S22	8	-	-	55	-	1	1630 619
	L. C. Export, 8.0 to 1, S25, S26	8	-	-	57	-	1	1739 422

NOTE 1: P27 engine No. 60201.

NOTE 2: P29 FROM engine No. P29-1001 thru P29-40000 and P29-80001 thru P29-250000 and AFTER P29-274101.

NOTE 3: P29 FROM engine No. P29-41001 thru P29-80000 and P29-250001 thru P29-274009.

NOTE 4: LC2 FROM Engine No. 58S-1201 thru 58S-1500.

NOTE 5: LC2 UP TO Engine No. 58S-1201 and AFTER Engine No. 58S-1500.

★ Indicates use as required.

Numerals in parentheses () refer to notes.

Printed in U.S.A.

⊠ Indicates parts not listed in any previous parts book.

Prices and specifications subject to change without notice.

* Indicates change or addition.

1955-58 PASSENGER CAR PARTS LIST

ENGINE

CODE	PART NAME AND DESCRIPTION	NO. OF CYL.	PLYMOUTH	DODGE	DESOTO	CHRYSLER AND IMPERIAL	PER CAR	PART NUMBER
	L. C. Export, C67	8	-	-	-	55	1	1630 621
	L. C. Export, 6.5 to 1, C68, C69, C70	8	-	-	-	55	1	1630 624
	L. C. Export, 7.5 to 1, C68, C69, C70	8	-	-	-	55	1	1630 623
	L. C. Export, C70, C72, C73	8	-	-	-	56	1	1672 552
	L. C. Export, C71	8	-	-	-	56	1	1672 542
	L. C. Export, 7.0 to 1, C75	8	-	-	-	57	1	1736 134
	L. C. Export, 8.0 to 1, C75	8	-	-	-	57	1	1739 426
	L. C. Export, 8.0 to 1, C76, IM	8	-	-	-	57	1	1739 542

NOTE: A MoPar 6 Cylinder Short Engine Assembly consists of: The Cylinder Block with Pistons and Rings, Crankshaft and Bearings, Connecting Rods and Bearings, Camshaft and Bearings, Camshaft Thrust Plate. The 8 Cylinder "Short Engines" also include Camshaft and Crankshaft Sprockets and Timing Chain or Gears where used, except in cases where they have been left off to obtain greater interchangeability.

9-01-24	SHORT ENGINE	6	55-58	55-58	-	-	1	1670 450
	UP TO	8	55 (1)	-	-	-	1	1635 710
	AFTER, also use 2-1634 419 Head Gasket	8	55 (1)	-	-	-	1	1674 692
	D63-1	8	56 (3)	55-56	-	-	1	1674 692
	Also use 2 of 1731 552 Head Gasket	8	56-57 (2)	-	-	-	1	1736 118
	P29 Fury also use 2 of 1731 552 Head Gasket, P31 Fury, LP2	8	56-58	-	-	-	1	1851 249
	Fury w/350 cu.in. Eng.	8	58	-	-	-	1	1855 020
	Fury w/318 cu.in. Eng.	8	58	-	-	-	1	1855 207
	D63-2, D63-3, D63-1 Texan, D63-1 w/Power Package	8	-	56	-	-	1	1671 870
	D63-D500, also use 2 of 1827 891 Head Gasket	8	-	56	-	-	1	1827 433
	D500	8	-	57	-	-	1	1821 766
	LD2, S27	8	-	57-58	57	-	1	*1852 869
	LD3, LS1	8	-	58	58	-	1	1851 303
	w/Fuel Injection, LD2-D500, LD3-D500, Adventurer	8	-	58	58	-	1	1855 155
	S21	8	-	-	55	-	1	1634 845
	S22	8	-	-	55	-	1	1634 847
	S23	8	-	-	56	-	1	1672 503
	S24	8	-	-	56	-	1	1672 504
	S24 Adventurer, S26 Adventurer	8	-	-	56-57	-	1	1821 767
	S25, S26	8	-	-	57	-	1	1736 130
	LD2-D500, LD3-D500, LS2, LS3	8	-	58	58	-	1	1851 315
	C67	8	-	-	-	55	1	1634 821
	C70, C72, C73	8	-	-	-	56	1	1672 560
	C71	8	-	-	-	56	1	1738 621
	Also use 1 of 1851 992 Oil Pump and 1 of 1827 282 Oil Pump Drive Shaft, w/Automatic Trans., C75, LC2	8	-	-	-	57-58 (4)	1	*1851 356
	w/Std. Trans., C75, LC2	8	-	-	-	57-58 (4)	1	*1843 491
	C76-300, for Automatic Trans.	8	-	-	-	57	1	1855 620
	C76-300 for Std. Trans.	8	-	-	-	57	1	1879 403
	LC1, LC2	8	-	-	-	58	1	1851 356
	C76, IM, LC3, LY1	8	-	-	-	57-58	1	*1851 375
	LC3-300	8	-	-	-	58	1	1854 975
	L. C. Export	8	56	-	-	-	1	1731 675
	L. C. Export	8	57	-	-	-	1	1736 119
	L. C. Export, D63-1, AFTER	8	55 (1)	55-56	-	-	1	1734 054
	L. C. Export	8	58	-	-	-	1	1851 469
	L. C. Export, D63-2, D63-3	8	-	56	-	-	1	1731 669

NOTE 1: P27 engine No. 60201.

NOTE 2: P29 FROM Engine No. P29-1001 thru P29-40000 and P29-80001 thru P29-250000 and AFTER P29-274101.

NOTE 3: P29 FROM Engine No. P29-41001 thru P29-80000 and P29-250001 thru P29-274009.

NOTE 4: LC2 FROM Engine No. 58S-1201 thru 58S-1500.

★ Indicates use as required.

Numerals in parentheses () refer to notes.

Printed in U.S.A.

☐ Indicates parts not listed in any previous parts book.
May 12, 1958 Supersedes Feb. 20, 1958.

Prices and specifications subject to change without notice.
* Indicates change or addition.

CODE	PART NAME AND DESCRIPTION	NO. OF CYL.	PLYMOUTH	DODGE	DESOTO	CHRYSLER AND IMPERIAL	PER CAR	PART NUMBER
------	---------------------------	-------------	----------	-------	--------	-----------------------	---------	-------------

NOTE: A MoPar 6 Cylinder Short Engine Assembly consists of: The Cylinder Block with Pistons and Rings, Crankshaft and Bearings, Connecting Rods and Bearings, Camshaft and Bearings, Camshaft Thrust Plate. The 8 Cylinder "Short Engines" also include Camshaft and Crankshaft Sprockets and Timing Chain or Gears where used, except in cases where they have been left off to obtain greater interchangeability.

L. C. Export, LD2, S27	8	-	57-58	57	-	-	1	*1852 871
L. C. Export, LD3, LS1	8	-	58	58	-	-	1	1851 365
L. C. Export, S23	8	-	-	56	-	-	1	1821 622
L. C. Export, 7.0 to 1, S24, S25, S26	8	-	-	56-57	-	-	1	1736 131
L. C. Export, 8.0 to 1, S25, S26	8	-	-	57	-	-	1	1739 424
L. C. Export, LS2, LS3	8	-	-	58	-	-	1	1851 367
L. C. Export, C70, C72, C73	8	-	-	-	56	-	1	1731 674
L. C. Export, C71	8	-	-	-	56	-	1	1731 673
L.C. Export, also use 1 of 1851 992 Oil Pump and 1 of 1827 282 Oil Pump Drive Shaft, w/Automatic Trans., C75	8	-	-	-	57	-	1	1851 369
L.C. Export, w/Std. Trans., C75	8	-	-	-	57	-	1	1843 492
L.C. Export, 8.0 to 1, C75	8	-	-	-	57	-	1	1739 432
L. C. Export, 8.0 to 1, C76, IM	8	-	-	-	57	-	1	1739 544
L. C. Export, LC1, LC2	8	-	-	-	58	-	1	1851 369
L. C. Export, C76, IM, LC3, LY1	8	-	-	-	57-58	-	1	*1851 377

9-02-0 CYLINDER BLOCK

IMPORTANT NOTE: CYLINDER BLOCKS W/PISTONS AND RINGS for 1957 8 CYLINDER Models are not available. Order either Engine, w/o Accessories, Part Type Code 9-01-19 or Short Engine, Part Type Code 9-01-24.

9-02-5	BLOCK, w/PISTONS and RINGS	6	55-58	55-58	-	-	1	1634 372
	UP TO	8	55 (1)	-	-	-	1	1613 970
		8	56 (2)	-	-	-	1	1618 727
	Fury	8	56	-	-	-	1	1630 954
	D63-2, D63-3, D63-1 Texan, D63-1 w/Power Package	8	-	56	-	-	1	1619 722
		8	-	-	55	-	1	1631 227
		8	-	-	56	-	1	1635 786
	C67	8	-	-	-	55	1	1613 127
	C68-300, C68, C69, C70	8	-	-	-	55	1	1337 708
	C70, C72, C73	8	-	-	-	56	1	1619 726
	C71	8	-	-	-	56	1	1634 849
	C72-300	8	-	-	-	56	1	1674 732
	L.C. Export, 6.5 to 1, UP TO	8	55 (1)	-	-	-	1	1632 532
	L. C. Export, 6.8 to 1	8	56 (2)	-	-	-	1	1639 014
	L. C. Export, 7.0 to 1, D63-1	8	56 (3)	56	-	-	1	1639 235
	L. C. Export, 6.8 to 1, D63-2, D63-3	8	-	56	-	-	1	1639 174
	Export	8	-	-	56	-	1	1630 641
	L. C. Export, 6.8 to 1	8	-	-	56	-	1	1638 827
	C67, Export	8	-	-	-	55	1	1615 880
	L. C. Export, 6.5 to 1, C68, C69, C70	8	-	-	-	55	1	1615 838
	L. C. Export, 7.5 to 1, C68, C69, C70	8	-	-	-	55	1	1630 400
	L. C. Export, 6.8 to 1, C71	8	-	-	-	56	1	1638 808
	Drain Cock, Water	8	55	55	55-57	55-57	★	103 647
	Drain Cock, Water	8	56	56	-	-	2	143 933
	Dowel, to Bearing Cap	8	55	55	55-56	-	1	141 191
	Dowel, to Chain Case Cover	8	-	-	55-56	-	2	141 244
	Plug, Coil Return Pipe	6	55-56	55-56	-	-	1	143 933
	Plug, Core Hole	6-8	55-56	55-56	56	55-56	★	117 924

NOTE 1: P27 Engine No. 60201.

NOTE 2: P29 FROM Engine No. P29-1001 thru P29-40000 and P29-80001 thru P29-250000 and AFTER P29-274101.

NOTE 3: P29 FROM Engine No. P29-41001 thru P29-80000 and P29-250001 thru P29-274009.

★ Indicates use as required.

Numerals in parentheses () refer to notes.

Printed in U.S.A.

☐ Indicates parts not listed in any previous parts book.

Prices and specifications subject to change without notice.

* Indicates change or addition.

1955-58 PASSENGER CAR PARTS LIST

ENGINE

CODE	PART NAME AND DESCRIPTION	NO. OF CYL.	PLYMOUTH	DODGE	DESOTO	CHRYSLER AND IMPERIAL	PER CAR	PART NUMBER
	Plug, Core Hole Front and Rear	6	55-56	55-56	-	-	2	140 802
	Plug, Rear Face	6	55	-	-	-	1	117 923
	Plug, Oil Hole	6	55-56	56	-	-	★	143 932
	Plug, Camshaft Rear Bearing	6	55-56	55-56	-	-	1	117 923
	Plug, Oil Distributor	6	55-56	55-56	-	-	2	143 162
	Plug, Oil Hole	8	55	55	55	55	2	112 304
	Plug, Hole	8	55-56	55-56	55-56	55-56	1	103 874
	Plug, Core Hole Pipe	8	55-56	55-56	-	56	2	103 875
	Plug, Camshaft Rear Bearing	8	-	-	55-56	55-56	1	103 897
	Screw, 7/16" x 1 1/4" to Torque Converter Housing	8	-	-	-	55	1	180 147
	Washer, Lock, to Torque Converter Housing Screw	8	-	-	-	55	1	120 383
9-02-7	DOWEL, Block to Clutch Housing, S23, C71	6-8	55-58	55-58	55-58	57-58	2	1122 532
	Block to Torque Converter Adapter Plate, S24, C70, C72, C73	8	57	57	56-57	55-57	2	1122 532
9-02-8	DOWEL, Block to Cylinder Head, S27	8	55-56	55-57	55-57	55	2	1534 142
	Cylinder Block to Cylinder Head, Fury w/350 cu. in. Eng.	8	58	-	-	-	4	1534 142
9-02-9	DOWEL, Block to Bearing Cap, S27, LD2	8	56-58	56-58	57	55-58	1	1408 853
9-02-10	TUBE, Water Distributor	6	55	55	-	-	1	1120 672
		6	56-58	56-58	-	-	1	637 432
9-02-14	ORIFICE, Oil Line, AFTER Eng. No. P31-99553	8	57-58	-	-	-	1	1821 557
9-02-16	PLUG, Core Hole, S25, S26, LD2	8	-	57-58	55-57	-	6	1400 516
	Except LD2	8	57-58	58	58	-	6	1821 721
9-02-17	PLUG, Oil Line, UP TO	8	55-56	55-57 (4)	55 (3)	-	1	1324 464
	AFTER	8	-	57-58 (4)	55 (3)	-	1	1821 258
	UP TO	8	-	-	56-57 (4)	-	1	1324 464
	AFTER	8	-	-	57 (4)	-	1	1821 258
	S25, S26	8	-	-	57	-	1	1821 258
9-02-32	COVER, Oil Filter Pad, LC1	8	-	-	-	58	1	1405 665
9-02-38	GASKET, Oil Gallery	8	55-56	55-56	-	-	2	1138 119
9-03-0 CYLINDER HEAD								
9-03-4	HEAD, w/Core Hole Plug	6	55-56	55-56	-	-	1	1406 203
	7.9 to 1 Std. Compression Ratio	6	57-58	57-58	-	-	1	1731 545
	8.2 to 1 Compression Ratio, D72 Taxi	6	57-58	57-58	-	-	1	1821 845
	D55-1, D55-2	8	55	55	-	-	2	1552 947
	D55-3	8	-	55	-	-	2	1554 131
	Fury w/318 cu. in. Eng.	8	56-58	-	-	-	2	*1825 964
	w/o Air Conditioning	8	56-57 (1)	-	-	-	2	1618 720
		8	56 (2)	56	-	-	2	1632 098
	w/Air Conditioning, Right	8	57	-	-	-	1	1733 932
	w/Air Conditioning, Left	8	57	-	-	-	1	1618 720
	LP2	8	58	-	-	-	2	*1733 932
	Fury w/318 cu. in. Eng.	8	58	-	-	-	2	1825 964
	Fury w/350 cu. in. Eng., LD2-D500, LD3	8	58	58	58	-	2	1851 887
	D63-D500	8	-	56	-	-	2	1734 048
	D500	8	-	57	-	-	2	1825 973
		8	-	57	57	-	2	1737 816
	LD2	8	-	58	-	-	2	1827 968
	w/Air Cond., Right, LD3	8	-	58	58	-	1	1827 968
	w/Air Cond., Left, LD3	8	-	58	58	-	1	1851 887
		8	-	-	55	-	2	1613 607
	w/o Air Conditioning, S25, S26	8	-	-	56-57	-	2	1671 100
	w/Air Conditioning, Right, S25, S26	8	-	-	57	-	1	1737 872
	w/Air Conditioning, Left, S25, S26	8	-	-	57	-	1	1671 100
	C67	8	-	-	-	55	2	1555 767

NOTE 1: P29 FROM engine No. P29-1001 thru P29-40000 and P29-80001 thru P29-250000 and AFTER P29-274101.

NOTE 2: P29 FROM engine No. P29-41001 thru P29-80000 and P29-250001 thru P29-274009.

NOTE 3: S23 Engine No. S23-74738 and S24 Engine No. S24-28597.

NOTE 4: D66, D67, D70, D71, S27 engine No. KDS-43831.

PASSENGER CAR PARTS LIST 1955-58

CODE	PART NAME AND DESCRIPTION	NO. OF CYL.	PLYMOUTH	DODGE	DESOTO	CHRYSLER AND IMPERIAL	PER CAR	PART NUMBER
	C68, C69, C70	8	-	-	-	55	2	1556 156
	C70 C72, C73	8	-	-	-	56	2	1671 141
	C71	8	-	-	-	56	2	1671 143
	C72-300	8	-	-	-	56	2	1731 602
	C75, LC1, LC2	8	-	-	-	57-58	2	1737 805
	C76, IM, LC3, LY1	8	-	-	-	57-58	2	1737 809
	C76-300, C76 w/Power Package, LC3-300	8	-	-	-	57-58	2	1828 122
	L. C. Export, 6.25 to 1	6	55-56	55-56	-	-	1	1612 876
	L. C. Export, 6.25 to 1	6	57-58	57-58	-	-	1	1822 042
	Plug, Core Hole	6	55-56	55-56	-	-	1	117 921
	Timing Hole	6	55	55	-	-	1	143 932
	Heater Hole	6	55-56	55-56	-	-	1	112 304
	Core Hole, D55-1, D55-2	8	55-56	55-56	-	-	4	103 875
	D55-3, D500	8	-	55-57	55-56	55-56	4	444 798
	Oil Drain Hole, C67.	8	-	-	-	55	4	103 891
9-03-5	GASKET	6	55-58	55-58	-	-	1	1326 319
		8	55	55	-	-	2	1634 419
		8	56 (1)	-	-	-	2	1618 722
		8	56 (2)	56 (3)	-	-	2	*1675 949
	LP2, LP2 Fury w/318 cu.in.Eng.	8	56-58 (5)	-	-	-	2	*1731 552
	Fury w/350 cu.in. Eng., LD2-D500, LD3	8	58	58	58	-	2	1737 636
		8	-	56-57 (4)	57	-	2	E1852 191
	LD2	8	-	58	-	-	2	1852 271
		8	-	-	55	-	2	1558 386
		8	-	-	56	-	2	1674 711
	S24 Adventurer, S25, S26	8	-	-	56-57	-	2	1827 703
	C67	8	-	-	-	55	2	1637 372
	C68, C69, C70	8	-	-	-	55	2	1551 632
	Steel, C75, LC1, LC2	8	-	-	-	56-58	2	1619 648
	Steel, C76, IM	8	-	-	-	57	2	1731 517
	Asb., Graphite Coated	8	-	-	-	57-58	2	1826 128
9-03-10	SCREW	6	55-58	55-58	-	-	★	666 014
	Tapped-hd.	6	55-58	55-58	-	-	★	692 857
	w/Power Steering	6	58	-	-	-	★	1825 962
	Short, LP2, LP2 Fury w/318 cu.in.Eng.	8	56-58 (1)	-	-	-	10	1618 695
	Long, LP2, LP2 Fury w/318 cu.in.Eng.	8	56-58 (1)	-	-	-	10	1618 696
	D55-1, D55-2, LD2, S27	8	55-57 (2)	55-58	57	-	20	1535 022
	Short, Fury w/350 cu.in. Eng., LD2-D500, LD3	8	58	58	58	-	24	1739 605
	Long, Fury w/350 cu.in. Eng., LD2-D500, LD3	8	58	58	58	-	10	1739 606
	Tapped-hd.	8	56	56	-	-	1	1676 028
	Long, D55-3, D500, S25, S26	8	-	55-57	55-57	-	10	1328 057
	Short, D55-3, D500, S25, S26	8	-	55-57	55-57	-	10	1328 056
	S27	8	-	57	57	-	1	1738 344
	Long, C67, C71, C75, LC1, LC2	8	-	-	-	55-58	★	1556 453
	Long Tapped Head, C67, C71, C75, LC1, LC2	8	-	-	-	55-58	★	1556 210
	Medium, C67, C71, C75, LC1, LC2	8	-	-	-	55-58	★	1556 211
	Short, C67, C71, C75, LC1, LC2	8	-	-	-	55-58	★	1617 717
	Long, C68, C69, C70, C72, C73, C76, IM, LC3, LY1	8	-	-	-	55-58	10	1324 452
	Short, C68, C69, C70, C72, C73, C76, IM, LC3, LY1	8	-	-	-	55-58	10	1323 413
	C75	8	-	-	-	57	1	1556 211
9-03-13	WASHER, Screw Hole Plug	6	56	56-58	-	-	1	1319 068
9-03-18	PLUG, Oil Drain Hole, D55-1, D55-2, D63-1, D63-2, LD2, S27	8	55-56 (2)	55-58	57	-	4	1558 963

NOTE 1: P29 FROM engine No. P29-1001 thru P29-40000 and P29-80001 thru P29-250000 and P29-274101 thru P29-313615.

NOTE 2: P29 FROM engine No. P29-41001 thru P29-80000 and P29-250001 thru P29-274009.

NOTE 3: D63 UP TO Engine No. D63-3-105801 also AFTER Engine No. D63-3-107427.

NOTE 4: D63 FROM Engine No. D63-3-105801 thru D63-3-107427.

NOTE 5: P29 AFTER Engine No. P29-313615.

★ Indicates use as required.

Numerals in parentheses () refer to notes.

Printed in U.S.A.

⊠ Indicates parts not listed in any previous parts book.

Prices and specifications subject to change without notice.

* Indicates change or addition.

1955-58 PASSENGER CAR PARTS LIST

ENGINE

CODE	PART NAME AND DESCRIPTION	NO. OF CYL.	PLYMOUTH	DODGE	DESOTO	CHRYSLER AND IMPERIAL	PER CAR	PART NUMBER
9-03-28	COVER, D55-1, D55-2	8	55	55	-	-	2	1552 950
	D55-3	8	-	55	-	-	2	1484 781
	Fury, UP TO	8	56 (1)	-	-	-	2	*1827 401
	w/o Air Conditioning, S27	8	57 (3)	-	-	-	2	*1827 401
	LP2, LP2 Fury w/318 cu.in. Eng., AFTER	8	56 (2)	56-57	-	-	2	1639 599
	w/Air Conditioning, Right, S27	8	57-58 (3)	-	-	-	2	1827 401
	w/Air Conditioning, Left, S27	8	-	57	57	-	1	1639 599
	Fury w/350 cu.in. Eng., LD2-D500, LD3	8	-	57	57	-	1	1827 487
	w/o Air Conditioning, D500	8	58	58	58	-	2	1851 580
	w/Air Conditioning, Right, D500	8	-	56-57	-	-	1	1615 904
	w/Air Conditioning, Left, D500	8	-	57	-	-	1	1615 904
	D500	8	-	56-57	-	-	2	1827 497
	LD2	8	-	58	-	-	2	1615 904
	w/Air Cond., Right, LD3, LD2-D500	8	-	58	58	-	1	1827 465
	w/Air Cond., Left, LD3, LD2-D500	8	-	58	58	-	1	1854 995
	S25, S26	8	-	-	55-57	-	2	1851 580
	Right, S26 Adventurer	8	-	-	57	-	1	1327 375
	Left, S26 Adventurer	8	-	-	57	-	1	1827 913
	C67, C71, C75	8	-	-	-	55-57	2	1327 375
	C68, C69, C70, C72, C73, C76, IM	8	-	-	-	55-57	2	1556 200
	w/Air Conditioning, Right, C76, IM	8	-	-	-	57	1	1323 310
	w/Air Conditioning, Left, C76, IM	8	-	-	-	57	1	1323 310
	C68-300, C72-300	8	-	-	-	55-56	2	1827 495
	Right, C76-300, C76 w/Power Package	8	-	-	-	57	1	1737 792
	Left, C76-300, C76 w/Power Package	8	-	-	-	57	1	1737 792
	w/o Air Cond., LC1, LC2	8	-	-	-	58	2	1735 780
	w/o Air Cond., LC3	8	-	-	-	58	2	1556 200
	w/Air Cond., Right, LC3	8	-	-	-	58	1	1323 310
	w/Air Cond., Left, LC3	8	-	-	-	58	1	1323 310
	LY1, UP TO	8	-	-	-	58 (4)	2	1837 495
	LY1, Right, AFTER	8	-	-	-	58 (4)	1	*1852 195
	LY1, Left, AFTER	8	-	-	-	58 (4)	1	⊠1852 195
	Right, LC3-300	8	-	-	-	58	1	⊠1858 735
	Left, C76-300, LC3-300, UP TO	8	-	-	-	57-58 (5)	1	1737 792
	Left, AFTER	8	-	-	-	58 (5)	1	*1851 720
	Screw or Bolt, 5/16" - 18 x 5/8", D55-3.	8	-	55-56	-	-	6	⊠1944 626
	Stud, D55-3	8	-	55	-	-	6	180 075
	Stud, D63-D500, C68, C69, C70, C72, C73	8	-	56	55-56	55-56	*	147 664
	Screw or Bolt, 5/16" - 18 x 7/8", C67, C71	8	-	-	-	55-56	4	113 240
	Nut, D55-1, D55-2	8	55	55	-	-	4	180 078
	Nut, Cover Stud	8	56 (2)	56	-	-	4	131 517
	Screw, 5/16-18 x 2 1/8"	8	56 (1)	-	-	-	6	131 658
	Nut, D55-3, D500	8	-	55-57	55-56	55-56	*	272 391
	Washer, lock, D55-3, D63-D500	8	-	55-56	55-56	55-56	*	120 368
9-03-29	GASKET, Cover, D55-1, D55-2, S27	8	55-56 (2)	55-57	57	-	2	120 214
		8	56-57 (1)	-	-	-	2	1552 952
	LP2, LP2 Fury w/318 cu.in. Eng.	8	58	-	-	-	2	1618 725
	Fury w/350 cu.in. Eng., LD2-D500, LD3	8	58	58	58	-	2	1827 403
	D55-3, D500	8	-	55-57	-	-	2	1821 440
	LD2	8	-	58	-	-	2	1328 365
		8	-	-	55-57	-	2	1552 952
	C67, C71, C75, LC1, LC2	8	-	-	-	55-58	2	1327 377
	C68, C69, C70, C72, C73, C76, IM, LC3, LY1	8	-	-	-	55-58	2	1556 205
9-03-30	SCREW, Cover, w/Air Conditioning	8	57-58	-	-	-	1	1324 221
	Cylinder Head Cover and Air Cleaner							
	Bracket, S25, S26, C76-300, LC3-300	8	-	-	57	57-58	1	1675 991
	Cylinder Head Cover and Air Cleaner Support, w/Power Package and also for Fury	8	57	-	-	-	1	1738 342
9-03-31	WASHER, Cover Stud, D55-1, D55-2, LD2, S27	8	55-56	55-58	57	55	4	1738 340
	C67, C71, C75, LC1, LC2	8	57	-	-	55-58	6	1618 918
9-03-34	SEAL, Cover Stud, D55-1, D55-2, S27, C67, C71, C75, LD2, LC1, LC2	8	55-58	55-58	57	55-58	4	688 900

NOTE 1: P29 FROM engine No. P29-1001 thru P29-40000 and P29-89001 thru P29-250000 and P29-274101 thru P29-313615.

NOTE 2: P29 FROM engine No. P29-41001 thru P29-80000 and P29-250001 thru P29-274009.

NOTE 3: P31 engine No. P31-381464.

NOTE 4: LY1 engine No. 58C-10274.

NOTE 5: LC3-300 engine No. 1585.

★ Indicates use as required.

Numerals in parentheses () refer to notes.

Printed in U.S.A.

⊠ Indicates parts not listed in any previous parts book.

Prices and specifications subject to change without notice.

Feb. 27, 1959 Supersedes Feb. 20, 1958.

Page 9-26

* Indicates change or addition.

CODE	PART NAME AND DESCRIPTION	NO. OF CYL.	PLYMOUTH	DODGE	DESOTO	CHRYSLER AND IMPERIAL	PER CAR	PART NUMBER
9-03-36	COVER, Core Hole, LD2, S27	8	55-56	55-58	57	-	2	1328 844
		8	-	-	-	55-58	2	1552 875
	Screw or Bolt, 3/8"-15 x 1"	8	55-56	55-56	-	55-56	4	180 122
9-03-37	GASKET, Core Hole Cover, LD2, S27	8	55-56	55-58	57	-	2	1328 845
		8	-	-	-	55-58	2	1537 950
9-05-0 CYLINDER HEAD WATER OUTLET ELBOW OR CONNECTION								
9-05-5	CONNECTOR	6	55-56	55-56	-	-	1	1406 151
		6	57	57	-	-	1	1738 356
		6	58	58	-	-	1	1851 310
		8	55	55	-	-	1	1616 819
		8	56	56	-	-	1	853 969
		8	57	57	57	-	1	1738 363
	S27	8	57	57	57	-	1	1735 030
	P31, D66, D67, S27, w/Air Conditioning, S25, S26, All	8	57	57	57	-	1	1735 030
	w/o Air Cond., LP2, LP2 Fury w/318 cu.in. Eng., LD2	8	58	58	-	-	1	*1738 363
	w/Air Cond., LP2, LP2 Fury w/318 cu.in. Eng., LD2	8	58	58	-	-	1	*1735 030
	Fury w/350 cu.in. Eng., LD2-D500, LD3	8	58	58	58	-	1	1735 030
	w/Fuel Injection	8	58	58	58	-	1	⊠1855 605
	w/Air Cond., LD2-D500, LD3, LS1, LC1	8	-	58	58	58	1	*1730 918
	w/Air Cond., LS2, LS3	8	-	-	58	-	1	*1738 356
		8	-	-	55-56	-	1	1615 834
		8	-	-	-	55-56	1	1536 376
	LC2, LC3, LY1	8	-	-	-	57-58	1	1730 918
	LC1	8	-	-	-	58	1	1738 356
	Screw or Bolt, 5/16"-18 x 5/8"	8	55	55	-	55	2	180 075
	Screw or Bolt, 3/8" - 16 x 2"	8	-	-	55-56	-	2	180 130
9-05-6	GASKET	6-8	55-58	55-58	55-58	55-58	1	50 082
9-05-40	MANIFOLD, w/o Air Cond., LC1	8	-	-	-	57-58	1	1671 896
	w/Air Cond., LC1	8	-	-	-	58	1	1828 145
9-05-41	GASKET, Manifold	8	-	-	-	57-58	1	1537 950
9-07-0 CRANKSHAFT								
9-07-5	CRANKSHAFT	6	55-56	55-56	-	-	1	1557 707
		6	57-58	57-58	-	-	1	1739 541
		8	55	55	-	-	1	1328 372
		8	56-57 (3)	-	-	-	1	1630 936
	Fury	8	56	-	-	-	1	1630 251
	D63-1	8	56 (1)	56	-	-	1	1671 111
		8	57 (2)	-	-	-	1	1732 558
	Fury	8	57	-	-	-	1	1732 611
	LP2, LP2 Fury w/318 cu.in. Eng.	8	58	-	-	-	1	*1827 435
	Fury w/350 cu.in. Eng., LD2-D500, LD3	8	58 (4)	58 (4)	58 (4)	-	1	*1737 641
	Fury w/350 cu.in. Eng., LD2-D500, LD3	8	58 (5)	58 (5)	58 (5)	-	1	⊠1855 589
	D63-2, D63-3, D63-1 Texan, D63-1 w/Power Package	8	-	56	-	-	1	1630 431
	D63-D500	8	-	56	-	-	1	1731 657
	S27, LD2	8	-	57-58	57	-	1	1739 537
	D500	8	-	57	-	-	1	1821 307
		8	-	-	55	-	1	1328 357
		8	-	-	56	-	1	1635 784
	S25, S26	8	-	-	57	-	1	1736 043
	C67, w/o Torque Converter	8	-	-	-	55	1	1613 125

NOTE 1: P29 FROM engine No. P29-41001 thru P29-80000 and P29-250001 thru P29-274009.

NOTE 2: P31 with the Prefix "P" to the engine No.

NOTE 3: P29 FROM engine No. P29-1001 thru P29-40000 and P29-80001 thru P29-250000 and AFTER P29-274101 and for P31 with the Prefix "LP" to the Engine No.

NOTE 4: UP TO Eng. No. L350-6309 also used FROM Eng. No. L350-6710 to L350-7071 and UP TO Eng. No. L360-9053.

NOTE 5: AFTER Eng. No. L350-6309 except FROM Eng. No. L350-6710 to L350-7071 and AFTER Eng. No. L360-9053.

1955-58 PASSENGER CAR PARTS LIST

ENGINE

CODE	PART NAME AND DESCRIPTION	NO. OF CYL.	PLYMOUTH	DODGE	DESOTO	CHRYSLER AND IMPERIAL	PER CAR	PART NUMBER
	C67, w/Torque Converter, C68, C69, C70 . . .	8	-	-	-	55	1	1409 421
	C75, LC2	8	-	-	-	56-58 (4)	1	*1634 860
	C72-300 w/Torque Converter	8	-	-	-	56	1	1635 827
	C72-300 w/Std. Trans.	8	-	-	-	56	1	1731 708
	C76, IM, LC3	8	-	-	-	57-58 (5)	1	*1673 755
	C76-300, C76 w/Power Package	8	-	-	-	57	1	1821 264
	LC1, LC2	8	-	-	-	58 (6)	1	*1821 352
	LC3, LY1	8	-	-	-	58 (7)	1	*1827 800
	LC3-300	8	-	-	-	58	1	1851 459
	Screw	8	55-56	55-56	55-56	55-56	1	445 547
9-07-8	JAW, Starting, P26-1	6	55	55	-	-	1	50 054
	SCREW, P26-2	6	55-56	56	-	-	1	1557 183
	P30-1 Early Type, LP1-L	6	57-58	-	-	-	1	1731 525
	P30-1 Late Type, P30-2, P30-3, LP1-M, LP1-H	6	57-58	57-58	-	-	1	1821 177
	SCREW, Fury w/318 cu.in. Eng.	8	57-58	57-58	57-58	57-58	1	1731 525
9-07-10	WASHER, Starting Jaw or Screw	6	55-56	55-56	-	-	1	655 116
9-07-12	BUSHING, Transmission Drive Pinion Pilot	6-8	55-58	55-58	55-58	56-58	1	53 298
9-07-17	OIL SLINGER	6	55-58	55-58	-	-	1	1402 961
		8	55	55	55	55	1	1324 964
		8	56-58	56-58	56-58	56-58	1	1618 686
9-07-22	WASHER, Screw	6-8	57	57	55	55	1	1324 265
		6	55-56	55-56	-	-	1	655 116
		8	58	58	58	58	1	1855 561
9-08-0	CRANKSHAFT SPROCKET							
9-08-5	SPROCKET, UP TO	6	55 (1)	55 (1)	-	-	1	601 760
	AFTER	6	55-58 (1)	55-58 (1)	-	-	1	1630 051
		8	55	55	55	55	1	1324 951
	LP2, LP2 Fury w/318 cu.in. Eng., LD2	8	56-58	56-58	56-57	56-58	1	1632 280
	Fury w/350 cu.in. Eng., LD2-D500, LD3	8	58	58	58	-	1	1737 621
	Key, Woodruff	6	55-57	55-57	-	-	1	124 551
	Key, Woodruff	8	55-57	55-57	55-57	55-57	1	106 751

9-09-0 CRANKSHAFT BEARING PACKAGES

Note: When .001 thicker wall crankshaft main bearings are used for engines in production an identification mark is stamped on the machined surface of the crankshaft center counterweight for six cylinder engines and No. 3 counterweight for V8 cylinder engines. When the thicker wall crankshaft bearings are used the crankshaft will be marked M1, M2, M3, M4 or M5 depending on which journal has the .001 thicker wall bearing.

Note: Crankshaft bearing packages consist of one upper and one lower bearing.

9-09-2	BEARING PACKAGE							
	No. 1 Std.	6	55-58	55-58	-	-	1	1238 432
	Nos. 2 and 3 Std.	6	55-58	55-58	-	-	2	1238 433
	No. 4 Std.	6	55-58 (3)	55-58 (3)	-	-	1	1238 434
	No. 4 Std.	6	55-58 (2)	55-58 (2)	-	-	1	1450 682
	No. 1 .001 U/S	6	55-58	55-58	-	-	1	1238 435
	Nos. 2 and 3 .001 U/S	6	55-58	55-58	-	-	2	1238 436
	No. 4 .001 U/S	6	55-58 (3)	55-58 (3)	-	-	1	1238 437
	No. 4 .001 U/S	6	55-58 (2)	55-58 (2)	-	-	1	1450 683

NOTE 1: P26 Engine No. 15398 and D56 Engine No. 3830.

NOTE 2: w/Torque Converter.

NOTE 3: w/o Torque Converter.

NOTE 4: LC2 FROM Engine No. 58S-1201 thru 58S-1500.

NOTE 5: LC3 FROM Engine No. 58N-1201 thru 58N-1350.

NOTE 6: LC2 UP TO Engine No. 58S-1201 and AFTER Engine No. 58S-1500.

NOTE 7: LC3 UP TO Engine No. 58N-1201 and AFTER Engine No. 58N-1350.

★ Indicates use as required.

Numerals in parentheses () refer to notes.

Printed in U.S.A.

☐ Indicates parts not listed in any previous parts book.

Prices and specifications subject to change without notice.

May 12, 1958 Supersedes Feb. 20, 1958.

Page 9-28

* Indicates change or addition.

CODE	PART NAME AND DESCRIPTION	NO. OF CYL.	PLYMOUTH	DODGE	DESOTO	CHRYSLER AND IMPERIAL	PER CAR	PART NUMBER
No. 1 .002 U/S		6	55-58	55-58	-	-	1	1238 438
Nos. 2 and 3 .002 U/S		6	55-58	55-58	-	-	2	1238 439
No. 4 .002 U/S		6	55-58 (1)	55-58 (1)	-	-	1	1238 440
No. 4 .002 U/S		6	55-58 (2)	55-58 (2)	-	-	1	1450 684
No. 1 .003 U/S		6	55-58	55-58	-	-	1	1238 532
Nos. 2 and 3 .003 U/S		6	55-58	55-58	-	-	2	1238 533
No. 1 .010 U/S		6	55-58	55-58	-	-	1	1238 441
Nos. 2 and 3 .010 U/S		6	55-58	55-58	-	-	2	1238 442
No. 4 .010 U/S		6	55-58 (1)	55-58 (1)	-	-	1	1238 443
No. 4 .010 U/S		6	55-58 (2)	55-58 (2)	-	-	1	1450 686
No. 1 .012 U/S		6	55-58	55-58	-	-	1	1238 444
Nos. 2 and 3 .012 U/S		6	55-58	55-58	-	-	2	1238 445
No. 4 .012 U/S		6	55-58 (1)	55-58 (1)	-	-	1	1238 446
No. 4 .012 U/S		6	55-58 (2)	55-58 (2)	-	-	1	1450 687
No. 1 .020 U/S		6	55-58	55-58	-	-	1	1311 071
Nos. 2 and 3 .020 U/S		6	55-58	55-58	-	-	2	1311 074
No. 4 .020 U/S		6	55-58 (1)	55-58 (1)	-	-	1	1311 082
No. 4 .020 U/S		6	55-58 (2)	55-58 (2)	-	-	1	1450 688
No. 1 .030 U/S		6	55-58	55-58	-	-	1	1311 072
Nos. 2 and 3 .030 U/S		6	55-58	55-58	-	-	2	1311 075
No. 4 .030 U/S		6	55-58 (1)	55-58 (1)	-	-	1	1311 083
No. 4 .030 U/S		6	55-58 (2)	55-58 (2)	-	-	1	1450 689
No. 1 .040 U/S		6	55-58	55-58	-	-	1	1311 073
Nos. 2 and 3 .040 U/S		6	55-58	55-58	-	-	2	1311 076
No. 4 .040 U/S		6	55-58 (1)	55-58 (1)	-	-	1	1311 084
No. 4 .040 U/S		6	55-58 (2)	55-58 (2)	-	-	1	1450 690
Nos. 1, 2 and 4 Std., D63-1		8	55-56 (3)	55-56	55	-	3	1315 484
No. 3 Std., D63-1		8	55-56 (3)	55-56	55	-	1	1450 697
No. 5 Std., D63-1		8	55-56 (3)	55-56	55	-	1	1326 044
Nos. 1, 2 and 4 .001 U/S, D63-1		8	55-56 (3)	55-56	55	-	3	1315 485
No. 3 .001 U/S, D63-1		8	55-56 (3)	55-56	55	-	1	1450 698
No. 5 .001 U/S, D63-1		8	55-56 (3)	55-56	55	-	1	1326 045
Nos. 1, 2 and 4 .002 U/S., D63-1		8	55-56 (3)	55-56	55	-	3	1315 486
No. 3 .002 U/S, D63-1		8	55-56 (3)	55-56	55	-	1	1450 699
No. 5 .002 U/S, D63-1		8	55-56 (3)	55-56	55	-	1	1326 046
No. 3 .003 U/S, D63-1		8	55-56 (3)	55-56	55	-	1	1450 700
No. 5 .003 U/S, D63-1		8	55-56 (3)	55-56	55	-	1	1450 032
Nos. 1, 2 and 4 .010 U/S, D63-1		8	55-56 (3)	55-56	55	-	3	1326 037
No. 3 .010 U/S, D63-1		8	55-56 (3)	55-56	55	-	1	1450 701
No. 5 .010 U/S, D63-1		8	55-56 (3)	55-56	55	-	1	1326 047
Nos. 1, 2 and 4 .012 U/S, D63-1		8	55-56 (3)	55-56	55	-	3	1326 038
No. 3 .012 U/S, D63-1		8	55-56 (3)	55-56	55	-	1	1450 702
No. 5 .012 U/S, D63-1		8	55-56 (3)	55-56	55	-	1	1326 048
Nos. 1, 2 and 4 Std., LP2, LP2 Fury w/318 cu. in Eng.		8	56-58 (4)	-	-	-	3	*1643 139
No. 3 Std., LP2, LP2 Fury w/318 cu. in Eng.		8	56-58 (4)	-	-	-	1	*1643 145
No. 5 Std., LP2, LP2 Fury w/318 cu. in Eng., LD2		8	56-58 (5)	57-58	57	-	1	*1643 151
Nos. 1, 2 and 4 .001 U/S, LP2, LP2 Fury w/318 cu. in Eng.		8	56-58 (4)	-	-	-	3	*1643 140
No. 3 .001 U/S, LP2, LP2 Fury w/318 cu. in Eng.		8	56-58 (4)	-	-	-	1	*1643 146

NOTE 1: w/o Torque Converter

NOTE 2: w/Torque Converter.

NOTE 3: P29 FROM Engine No. P29-41001 thru P29-80000 and P29-250001 thru P29-274009.

NOTE 4: LP2 UP TO Engine No. LP2-134460.

NOTE 5: P29 FROM Engine No. P29-1001 thru P29-40000 and P29-80001 thru P29-250000 and AFTER P29-274101.

★ Indicates use as required.

Numerals in parentheses () refer to notes.

Printed in U.S.A.

☐ Indicates parts not listed in any previous parts book.

Prices and specifications subject to change without notice.

* Indicates change or addition.

Page 9-29

May 12, 1958 Supersedes Oct. 10, 1957.

1955-58 PASSENGER CAR PARTS LIST

ENGINE

CODE	PART NAME AND DESCRIPTION	NO. OF CYL.	PLYMOUTH	DODGE	DESOTO	CHRYSLER AND IMPERIAL	PER CAR	PART NUMBER
	No. 5 .001 U/S, LP2, LP2 Fury w/318 cu. in. Eng., LD2	8	56-58 (1)	57-58	57	-	1	1643 152
	Nos. 1, 2 and 4 .002 U/S, LP2, LP2 Fury w/318 cu. in. Eng.	8	56-58 (3)	-	-	-	3	*1643 141
	No. 3 .002 U/S, LP2, LP2 Fury w/318 cu. in. Eng.	8	56-58 (3)	-	-	-	1	*1643 147
	No. 5, .002 U/S, LP2, LP2 Fury w/318 cu. in. Eng., LD2	8	56-58 (1)	57-58	57	-	1	1643 153
	Nos. 1, 2 and 4, .010 U/S, LP2, LP2 Fury w/318 cu. in. Eng.	8	56-58 (3)	-	-	-	3	*1643 143
	No. 3 .010 U/S, LP2, LP2 Fury w/318 cu. in. Eng.	8	56-58 (3)	-	-	-	1	*1643 149
	No. 5 .010 U/S, LP2, LP2 Fury w/318 cu. in. Eng., LD2	8	56-58 (1)	57-58	57	-	1	1643 155
	No. 5 .012 U/S, LP2, LP2 Fury w/318 cu. in. Eng., LD2	8	56-58 (1)	57-58	57	-	1	1643 156
	Nos. 1, 2 and 4 Std. LP2, LP2 Fury w/318 cu. in. Eng.	8	58 (4)	-	-	-	3	E1879 623
	No. 3 Std. LP2, LP2 Fury w/318 cu. in. Eng.	8	58 (4)	-	-	-	1	E1879 627
	Nos. 1, 2 and 4 .001 U/S LP2, LP2 Fury w/318 cu. in. Eng.	8	58 (4)	-	-	-	3	E1879 624
	No. 3 .001 U/S LP2, LP2 Fury w/318 cu. in. Eng.	8	58 (4)	-	-	-	1	E1879 628
	Nos. 1, 2 and 4 .002 U/S LP2, LP2 Fury w/318 cu. in. Eng.	8	58 (4)	-	-	-	3	E1879 625
	No. 3 .002 U/S LP2, LP2 Fury w/318 cu. in. Eng.	8	58 (4)	-	-	-	1	E1879 629
	Nos. 1, 2 and 4 .010 U/S LP2, LP2 Fury w/318 cu. in. Eng.	8	58 (4)	-	-	-	3	E1879 626
	No. 3 .010 U/S LP2, LP2 Fury w/318 cu. in. Eng.	8	58 (4)	-	-	-	1	E1879 630
	Nos. 1, 2 and 4 Std., D63-1 w/Power Package, D63-1 Texan, D63-2, D63-3, D63-D500, S25, S26 UP TO	8	-	56-57 (2)	56-57 (2)	-	3	*1643 194
	No. 3 Std., D63-1 w/Power Package, D63-1 Texan, D63-2, D63-3, D63-D500, S25, S26 UP TO	8	-	56-57 (2)	56-57 (2)	-	1	*1643 200
	No. 5 Std., D63-1 w/Power Package, D63-1 Texan, D63-2, D63-3, D63-D500	8	-	56	56	-	1	1643 151
	Nos. 1, 2 and 4 .001 U/S, D63-1 w/Power Package, D63-1 Texan, D63-2, D63-3, D63-D500, S25, S26, UP TO	8	-	56-57 (2)	56-57 (2)	-	3	*1643 195
	No. 3, .001 U/S, D63-1 w/Power Package, D63-1 Texan, D63-2, D63-3, D63-D500, S25, S26, UP TO	8	-	56-57 (2)	56-57 (2)	-	1	*1643 201
	No. 5 .001 U/S, D63-1 w/Power Package, D63-1 Texan, D63-2, D63-3, D63-D500	8	-	56	56	-	1	1643 152
	Nos. 1, 2 and 4 .002 U/S, D63-1 w/Power Package, D63-1 Texan, D63-2, D63-3, D63-D500, S25, S26, UP TO	8	-	56-57 (2)	56-57 (2)	-	3	*1643 196
	No. 3 .002 U/S, D63-1 w/Power Package, D63-1 Texan, D63-2, D63-3, D63-D500, S25, S26, UP TO	8	-	56-57 (2)	56-57 (2)	-	1	*1643 202
	No. 5 .002 U/S, D63-1 w/Power Package, D63-1 Texan, D63-2, D63-3, D63-D500	8	-	56	56	-	1	1643 153

NOTE 1: P29 FROM Engine No. P29-1001 thru P29-40000 and P29-80001 thru P29-250000 and AFTER P29-274101.

NOTE 2: D66, D67, D70, D71, S27 Engine No. KDS 216622, D500 Engine No. 16080.

NOTE 3: LP2 UP TO Engine No. LP2-134460

NOTE 4: LP2 AFTER Engine No. LP2-134460.

★ Indicates use as required.

Numerals in parentheses () refer to notes.

Printed in U.S.A.

☐ Indicates parts not listed in any previous parts book.
May 12, 1958 Supersedes Feb. 20, 1958

Prices and specifications subject to change without notice.

* Indicates change or addition.

CODE	PART NAME AND DESCRIPTION	NO. OF CYL.	PLYMOUTH	DODGE	DESOTO	CHRYSLER AND IMPERIAL	PER CAR	PART NUMBER
	Nos. 1, 2 and 4 .003 U/S, D63-1 w/Power Package, D63-1 Texan, D63-2, D63-3, D63-D500, S25, S26, UP TO	8	-	56-57 (2)	56-57 (2)	-	3	*1643 197
	No. 3 .003 U/S, D63-1 w/Power Package, D63-1 Texan, D63-2, D63-3, D63-D500, S25, S26, UP TO	8	-	56-57 (2)	56-57 (2)	-	1	*1643 203
	No. 5 .003 U/S, D63-1 w/Power Package, D63-1 Texan, D63-2, D63-3, D63-D500	8	-	56	56	-	1	1643 154
	Nos. 1, 2 and 4 .010 U/S, D63-1 w/Power Package, D63-1 Texan, D63-2, D63-3, D63-D500, S25, S26, UP TO	8	-	56-57 (2)	56-57 (2)	-	3	*1643 198
	No. 3, .010 U/S, D63-1 w/Power Package, D63-1 Texan, D63-2, D63-3, D63-D500, S25, S26, UP TO	8	-	56-57 (2)	56-57 (2)	-	1	*1643 204
	No. 5 .010 U/S, D63-1 w/Power Package, D63-1 Texan, D63-2, D63-3, D63-D500	8	-	56	56	-	1	1643 155
	Nos. 1, 2 and 4 .012 U/S, D63-1 w/Power Package, D63-1 Texan, D63-2, D63-3, D63-D500, S25, S26, UP TO	8	-	56-57 (2)	56-57 (2)	-	3	*1643 199
	No. 3, .012 U/S, D63-1 w/Power Package, D63-1 Texan, D63-2, D63-3, D63-D500, S25, S26, UP TO	8	-	56-57 (2)	56-57 (2)	-	1	*1643 205
	Nos. 1, 2 and 4 Std., LD2 AFTER	8	-	57-58 (2)	57 (2)	-	3	1879 250
	No. 3 Std., LD2 AFTER	8	-	57-58 (2)	57 (2)	-	1	1879 256
	Nos. 1, 2 and 4 .001 U/S, LD2 AFTER	8	-	57-58 (2)	57 (2)	-	3	1879 251
	No. 3 .001 U/S, LD2 AFTER	8	-	57-58 (2)	57 (2)	-	1	1879 257
	Nos. 1, 2 and 4 .002 U/S, LD2 AFTER	8	-	57-58 (2)	57 (2)	-	3	1879 252
	No. 3 .002 U/S, LD2 AFTER	8	-	57-58 (2)	57 (2)	-	1	1879 258
	No. 3 .003 U/S, LD2 AFTER	8	-	57-58 (2)	57 (2)	-	1	1879 259
	Nos. 1, 2 and 4 .010 U/S, LD2 AFTER	8	-	57-58 (2)	57 (2)	-	3	1879 254
	No. 3 .010 U/S, LD2 AFTER	8	-	57-58 (2)	57 (2)	-	1	1879 260
	Nos. 1, 2 and 4 .012 U/S, LD2 AFTER	8	-	57-58 (2)	57 (2)	-	3	1879 255
	No. 5 .012 U/S, D63-1 w/Power Package, D63-1 Texan, D63-2, D63-3, D63-D500	8	-	56	56	-	1	1643 156
	Nos. 1, 2, 4 and 5 Std., Fury w/350 cu.in. Eng., LD2-D500, LD3	8	58	58	58	-	4	1818 518
	No. 3 Std., Fury w/350 cu.in. Eng., LD2-D500 LD3	8	58	58	58	-	1	1818 524
	Nos. 1, 2, 4 and 5 .001 U/S, Fury w/350 cu.in. Eng., LD2-D500, LD3	8	58	58	58	-	4	1818 519
	No. 3 .001 U/S, Fury w/350 cu.in. Eng., LD2-D500, LD3	8	58	58	58	-	1	1818 525
	Nos. 1, 2, 4 and 5 .002 U/S, Fury w/350 cu.in. Eng., LD2-D500, LD3	8	58	58	58	-	4	1818 520
	No. 3 .002 U/S, Fury w/350 cu.in. Eng., LD2-D500, LD3	8	58	58	58	-	1	1818 526
	Nos. 1, 2, 4 and 5 .010 U/S, Fury w/350 cu.in. Eng., LD2-D500, LD3	8	58	58	58	-	4	1818 522
	No. 3 .010 U/S, Fury w/350 cu.in. Eng., LD2-D500, LD3	8	58	58	58	-	1	1818 528
	Nos. 1, 2 and 4 Std., LC1, LC2	8	-	-	-	55-58 (1)	3	1321 222
	No. 3 Std., LC1, LC2	8	-	-	-	55-58 (1)	1	1450 691
	No. 5 Std., LC1, LC2	8	-	-	-	55-58 (1)	1	1321 232
	Nos. 1, 2 and 4 .001 U/S, LC1, LC2	8	-	-	-	55-58 (1)	3	1321 223
	No. 3 .001 U/S, LC1, LC2	8	-	-	-	55-58 (1)	1	1450 692
	No. 5 .001 U/S, LC1, LC2	8	-	-	-	55-58 (1)	1	1321 233
	Nos. 1, 2 and 4 .002 U/S, LC1, LC2	8	-	-	-	55-58 (1)	3	1321 224
	No. 3 .002 U/S, LC1, LC2	8	-	-	-	55-58 (1)	1	1450 693
	No. 5 .002 U/S, LC1, LC2	8	-	-	-	55-58 (1)	1	1321 234

NOTE 1: All except C68-300 for 1955 and all except C72-300 for 1956 and used on C75 only for 1957.

NOTE 2: D66, D67, D70, D71, S27, engine No. KDS 216622, D500 engine No. 16080.

★ Indicates use as required.

Numerals in parentheses () refer to notes.

Printed in U.S.A.

☐ Indicates parts not listed in any previous parts book.

Prices and specifications subject to change without notice.

* Indicates change or addition.

1955-58 PASSENGER CAR PARTS LIST

ENGINE

CODE	PART NAME AND DESCRIPTION	NO. OF CYL.	PLYMOUTH	DODGE	DESOTO	CHRYSLER AND IMPERIAL	PER CAR	PART NUMBER
Nos. 1, 2 and 4	.010 U/S, LC1, LC2	8	-	-	-	55-58 (1)	3	1321 225
No. 3	.010 U/S, LC1, LC2	8	-	-	-	55-58 (1)	1	*1450 695
No. 5	.010 U/S, LC1, LC2	8	-	-	-	55-58 (1)	1	1321 235
Nos. 1, 2 and 4	Std., C68-300, C72-300	8	-	-	-	55-56	3	1653 316
No. 3	Std., C68-300, C72-300	8	-	-	-	55-56	1	1450 465
No. 5	Std., C68-300, C72-300	8	-	-	-	55-56	1	1450 471
Nos. 1, 2 and 4	.001 U/S, C68-300, C72-300	8	-	-	-	55-56	3	1653 317
No. 3	.001 U/S, C68-300, C72-300	8	-	-	-	55-56	1	1450 466
No. 5	.001 U/S, C68-300, C72-300	8	-	-	-	55-56	1	1450 472
Nos. 1, 2 and 4	.002 U/S, C68-300, C72-300	8	-	-	-	55-56	3	1653 318
No. 3	.002 U/S, C68-300, C72-300	8	-	-	-	55-56	1	1450 467
No. 5	.002 U/S, C68-300, C72-300	8	-	-	-	55-56	1	1450 473
No. 3	.002 U/S, C68-300, C72-300	8	-	-	-	55-56	1	1450 468
No. 5	.003 U/S, C68-300, C72-300	8	-	-	-	55-56	1	1450 474
Nos. 1, 2 and 4	.010 U/S, C68-300, C72-300	8	-	-	-	55-56	3	1653 320
No. 3	.010 U/S, C68-300, C72-300	8	-	-	-	55-56	1	1450 469
No. 5	.010 U/S, C68-300, C72-300	8	-	-	-	55-56	1	1450 475
No. 3	.012 U/S, C68-300, C72-300	8	-	-	-	55-56	1	1450 470
Nos. 1, 2 and 4	Std., C76, IM, LC3, LY1	8	-	-	-	57-58	3	1692 718
No. 3	Std., C76, IM, LC3, LY1	8	-	-	-	57-58	1	1692 724
No. 5	Std., C76, IM, LC3, LY1	8	-	-	-	57-58	1	1692 730
Nos. 1, 2 and 4	.001 U/S, C76, IM, LC3, LY1	8	-	-	-	57-58	3	1692 719
No. 3	.001 U/S, C76, IM, LC3, LY1	8	-	-	-	57-58	1	1692 725
No. 5	.001 U/S, C76, IM, LC3, LY1	8	-	-	-	57-58	1	1692 731
Nos. 1, 2 and 4	.002 U/S, C76, IM, LC3, LY1	8	-	-	-	57-58	3	1692 720
No. 3	.002 U/S, C76, IM, LC3, LY1	8	-	-	-	57-58	1	1692 726
No. 5	.002 U/S, C76, IM, LC3, LY1	8	-	-	-	57-58	1	1692 732
Nos. 1, 2 and 4	.010 U/S, C76, IM, LC3, LY1	8	-	-	-	57-58	3	1692 722
No. 3	.010 U/S, C76, IM, LC3, LY1	8	-	-	-	57-58	1	1692 728
No. 5	.010 U/S, C76, IM, LC3, LY1	8	-	-	-	57-58	1	1692 734
Nos. 1, 2 and 4	Std., C76-300, C76 w/Power Package	8	-	-	-	57-58	3	1818 611
No. 3	Std., C76-300, C76 w/Power Package	8	-	-	-	57-58	1	1818 617
No. 5	Std., C76-300, C76 w/Power Package	8	-	-	-	57-58	1	1818 623
Nos. 1, 2 and 4	.001 U/S, C76-300, C76 w/Power Package	8	-	-	-	57-58	3	1818 612
No. 3	.001 U/S, C76-300, C76 w/Power Package	8	-	-	-	57-58	1	1818 618
No. 5	.001 U/S, C76-300, C76 w/Power Package	8	-	-	-	57-58	1	1818 624
Nos. 1, 2 and 4	.002 U/S, C76-300, C76 w/Power Package	8	-	-	-	57-58	3	1818 613
No. 3	.002 U/S, C76-300, C76 w/Power Package	8	-	-	-	57-58	1	1818 619
No. 5	.002 U/S, C76-300, C76 w/Power Package	8	-	-	-	57-58	1	1818 625
No. 3	.003 U/S, C76-300, C76 w/Power Package	8	-	-	-	57-58	1	1818 620
No. 5	.003 U/S, C76-300, C76 w/Power Package	8	-	-	-	57-58	1	1818 626
Nos. 1, 2 and 4	.010 U/S, C76-300, C76 w/Power Package	8	-	-	-	57-58	3	1818 615
No. 3	.010 U/S, C76-300, C76 w/Power Package	8	-	-	-	57-58	1	1818 621
No. 5	.010 U/S, C76-300, C76 w/Power Package	8	-	-	-	57-58	1	1818 627
Nos. 1, 2 and 4	.012 U/S, C76-300, C76 w/Power Package	8	-	-	-	57-58	3	1818 616
No. 3	.012 U/S, C76-300, C76 w/Power Package	8	-	-	-	57-58	1	1818 622
No. 5	.012 U/S, C76-300, C76 w/Power Package	8	-	-	-	57-58	1	1818 628

NOTE 1: All except C68-300 for 1955 and all except C72-300 for 1956 and used on C75 only for 1957.

★ Indicates use as required.

Numerals in parentheses () refer to notes.

Printed in U.S.A.

□ Indicates parts not listed in any previous parts book.
May 12, 1958 Supersedes Feb. 20, 1958.

Prices and specifications subject to change without notice.

* Indicates change or addition.

CODE	PART NAME AND DESCRIPTION	NO. OF CYL.	PLYMOUTH	DODGE	DESOTO	CHRYSLER AND IMPERIAL	PER CAR	PART NUMBER
	Nos. 1, 2 and 4, Std., LC3-300	8	-	-	-	58	3	*1843 449
	No. 3, Std., LC3-300	8	-	-	-	58	1	1843 455
	No. 5, Std., LC3-300	8	-	-	-	58	1	1843 461
	Nos. 1, 2 and 4, .001 U/S, LC3-300	8	-	-	-	58	3	1843 450
	No. 3, .001 U/S, LC3-300	8	-	-	-	58	1	1843 456
	No. 5, .001 U/S, LC3-300	8	-	-	-	58	1	1843 462
	Nos. 1, 2 and 4, .002 U/S, LC3-300	8	-	-	-	58	3	1843 451
	No. 3, .002 U/S, LC3-300	8	-	-	-	58	1	1843 457
	No. 5, .002 U/S, LC3-300	8	-	-	-	58	1	1843 463
	No. 3, .003 U/S, LC3-300	8	-	-	-	58	1	1843 458
	No. 5, .003 U/S, LC3-300	8	-	-	-	58	1	1843 464
	Nos. 1, 2 and 4, .010 U/S, LC3-300	8	-	-	-	58	3	1843 453
	No. 3, .010 U/S, LC3-300	8	-	-	-	58	1	1843 459
	No. 5, .010 U/S, LC3-300	8	-	-	-	58	1	1843 465
	Nos. 1, 2 and 4, .012 U/S, LC3-300	8	-	-	-	58	3	1843 454
	No. 3, .012 U/S, LC3-300	8	-	-	-	58	1	1843 460
	No. 5, .012 U/S, LC3-300	8	-	-	-	58	1	1843 466
9-10-0 CRANKSHAFT BEARING CAP								
9-10-2	GASKET PACKAGE, No. 5 Cap, C75, LD2, LC1, LC2	8	55-58	55-58	55-57	55-58	1	1326 091
	C76, IM, LC3, LY1	8	-	-	-	57-58	1	1752 493
9-10-5	CAP, No. 1	6	55-58	55-58	-	-	1	630 476
	LP2, LP2 Fury w/318 cu.in. Eng.	8	56-58 (2)	-	-	-	1	1643 168
	D63-1	8	55-56 (1)	55-56	55	-	1	1643 279
	Fury w/350 cu.in. Eng., LD2-D500, LD3	8	58	58	58	-	1	1818 704
	D63-1 w/Power Package, D63-1 Texan, D63-2, D63-3, D63-D500, S27, LD2	8	-	56-58	57	-	1	1643 213
	S25, S26	8	-	-	56-57	-	1	1643 244
	Except C72-300	8	-	-	-	55-56	1	1692 667
	C72-300	8	-	-	-	56	1	1692 670
	C75, LC1, LC2	8	-	-	-	57-58	1	1692 667
	C76, IM, LC3, LY1	8	-	-	-	57-58	1	1692 743
	LC3-300	8	-	-	-	58	1	1879 329
9-10-6	CAP, No. 2	6	55-58	55-58	-	-	1	630 477
	LP2, LP2 Fury w/318 cu.in. Eng.	8	56-58 (2)	-	-	-	1	1643 168
	D63-1	8	55-56 (1)	55-56	55	-	1	1643 279
	Fury w/350 cu.in. Eng., LD2-D500, LD3	8	58	58	58	-	1	1818 704
	D63-1 w/Power Package, D63-1 Texan, D63-2, D63-3, D63-D500, S27, LD2	8	-	56-58	57	-	1	1643 213
	S25, S26	8	-	-	56-57	-	1	1643 244
	Except C72-300	8	-	-	-	55-56	1	1692 667
	C72-300	8	-	-	-	56	1	1692 670
	C75, LC1, LC2	8	-	-	-	57-58	1	1692 667
	C76, IM, LC3, LY1	8	-	-	-	57-58	1	1692 743
	LC3-300	8	-	-	-	58	1	1879 329
9-10-7	CAP, No. 3	6	55-58	55-58	-	-	1	630 477
	LP2, LP2 Fury w/318 cu.in. Eng.	8	56-58 (2)	-	-	-	1	1643 169
	D63-1	8	55-56 (1)	55-56	55	-	1	1643 280
	Fury w/350 cu.in. Eng., LD2-D500, LD3	8	58	58	58	-	1	1818 705
	D63-1 w/Power Package, D63-1 Texan, D63-2, D63-3, D63-D500, S27, LD2	8	-	56-58	57	-	1	1643 214
	S25, S26	8	-	-	56-57	-	1	1643 245
	Except C72-300	8	-	-	-	55-56	1	1692 668
	C72-300	8	-	-	-	56	1	1692 671
	C75, LC1, LC2	8	-	-	-	57-58	1	1692 668
	C76, IM, LC3, LY1	8	-	-	-	57-58	1	1692 744
	C76-300, LC3-300	8	-	-	-	57-58	1	1879 330

NOTE 1: P29 FROM engine No. P29-41001 thru P29-80000 and P29-250001 thru P29-274009.

NOTE 2: P29 FROM engine No. P29-1001 thru P29-40000 and P29-80001 thru P29-250000 and AFTER P29-274101.

★ Indicates use as required.

☐ Indicates parts not listed in any previous parts book.

* Indicates change or addition.

Numerals in parentheses () refer to notes.

Page 9-33

Prices and specifications subject to change without notice.

May 12, 1958 Supersedes Feb. 20, 1958.

Printed in U.S.A.

1955-58 PASSENGER CAR PARTS LIST

ENGINE

CODE	PART NAME AND DESCRIPTION	NO. OF CYL.	PLYMOUTH	DODGE	DESOTO	CHRYSLER AND IMPERIAL	PER CAR	PART NUMBER
9-10-8	CAP, No. 4	6	55-58	55-58	-	-	1	1450 437
	LP2, LP2 Fury w/318 cu.in. Eng.	8	56-58 (2)	-	-	-	1	1643 168
	D63-1	8	55-56 (1)	55-56	55	-	1	1643 279
	Fury w/350 cu.in. Eng., LD2-D500, LD3	8	58	58	58	-	1	1818 704
	D63-1 w/Power Package, D63-1 Texan, D63-2, D63-3, D63-D500, S27, LD2	8	-	56-58	57	-	1	1643 213
	S25, S26	8	-	-	56-57	-	1	1643 244
	Except C72-300	8	-	-	-	55-56	1	1692 667
	C72-300	8	-	-	-	56	1	1692 670
	C75, LC1, LC2	8	-	-	-	57-58	1	1692 667
	C76, IM, LC3, LY1	8	-	-	-	57-58	1	1692 743
	C76-300, LC3-300	8	-	-	-	57-58	1	1879 329
9-10-9	CAP, No. 5 w/OIL SEAL	8	55	55	55	-	1	1450 045
	LP2, LP2 Fury w/318 cu.in. Eng.	8	56-58 (2)	-	-	-	1	1643 170
	D63-1	8	56 (1)	56	-	-	1	1643 281
	Fury w/350 cu.in. Eng., LD2-D500, LD3	8	58	58	58	-	1	1818 704
	D63-1 w/Power Package, D63-1 Texan, D63-2, D63-3, D63-D500, S27, LD2	8	-	56-58	57	-	1	1643 215
	S25, S26	8	-	-	56-57	-	1	1643 246
		8	-	-	-	55	1	1450 168
		8	-	-	-	56	1	1692 669
	C75, LC2	8	-	-	-	57-58 (4)	1	*1692 703
	C76, IM, LC3, LY1	8	-	-	-	57-58	1	1692 745
	C76-300, LC3-300	8	-	-	-	57-58	1	1879 331
	LC1, LC2	8	-	-	-	58 (5)	1	*1818 899
9-10-19	SCREW	6	55-58	55-58	-	-	8	864 118
	Washer, lock	6-8	55-58	55-58	55-58	55-58	10	1408 867
9-10-22	GASKET, Rear Bearing Cap, Right	6	55-58	55-58	-	-	1	1555 715
	Left	6	55-58	55-58	-	-	1	1555 716

9-11-0 CRANKSHAFT REAR BEARING OIL SEAL

9-11-1	PACKAGE	6	55-58	55-58	-	-	1	1450 866
	C75, LP2, LP2 Fury w/318 cu.in. Eng., LD2, LC1, LC2	8	55-58	55-58	55-57	55-58	1	1326 093
	Fury w/350 cu.in. Eng., LD2-D500, LD3	8	58	58	58	-	1	1818 781
	C76, IM, LC3, LY1	8	-	-	-	57-58	1	1692 746
9-11-7	RETAINER, Fury w/350 cu.in. Eng., LD2-D500, LD3	8	58	58	58	-	1	1821 389

9-13-0 VIBRATION DAMPER

9-13-5	DAMPER, P26-2, P28-2, P28-3	6	55-56	55-56	-	-	1	1550 353
	P30-2, P30-3	6	57-58 (3)	57-58	-	-	1	1738 531
	w/o Power Steering, C67, C68, C71, C72	8	-	-	55-56	55-56	1	1325 912
	w/Power Steering	8	-	-	55-56	55-56	1	1403 960
	w/Air Conditioning	8	-	-	55-56	55-56	1	1617 849
	w/Power Package w/o Power Steering D63-1, D63-2, D63-3	8	-	56	-	-	1	1673 642
	D63-D500	8	-	56	-	-	1	1672 685
	Fury	8	56	-	-	-	1	1733 854
	Fury, LP2, LP2 Fury w/318 cu.in. Eng.	8	57-58	-	-	-	1	1821 410
	Fury w/350 cu.in. Eng., LD2-D500, LD3	8	58	58	58	-	1	1737 657
	w/Power Package w/Power Steering D63-1, D63-2, D63-3	8	-	56	-	-	1	1672 685
	w/o Power Steering C72-300	8	-	-	-	56	1	1673 762
	S25, S26	8	-	-	57	-	1	1735 042
		8	-	-	-	57-58	1	1735 045

NOTE 1: P29 FROM Engine No. P29-41001 thru P29-80000 and P29-250001 thru P29-274009.

NOTE 2: P29 FROM Engine No. P29-1001 thru P29-40000 and P29-80001 thru P29-250000 and AFTER P29-274101.

NOTE 3: P30-1 AFTER Eng. No. P30-36892 also used FROM Eng. No. P30-27081 to P30-31500.

NOTE 4: LC2 FROM Engine No. 58S-1201 to 58S-1500.

NOTE 5: LC2 UP TO Engine No. 58S-1201 and AFTER Engine No. 58S-1500.

★ Indicates use as required.

Numerals in parentheses () refer to notes.

Printed in U.S.A.

☐ Indicates parts not listed in any previous parts book.

Prices and specifications subject to change without notice.

May 12, 1958 Supersedes Feb. 20, 1958.

Page 9-34

* Indicates change or addition.

CODE	PART NAME AND DESCRIPTION	NO. OF CYL.	PLYMOUTH	DODGE	DESOTO	CHRYSLER AND IMPERIAL	PER CAR	PART NUMBER
	Screw or Bolt, 5/16"-24 x 5/8"	8	-	56	55-56	55-56	6	181 593
	Screw or Bolt, 5/16"-24 x 3/4", w/Power Steering	8	-	56	55-56	55-56	6	181 595
	Washer, lock	8	-	56	55-56	55-56	6	120 214
9-13-21	HUB, w/Air Conditioning	8	55	55	-	-	1	1534 544
	Fury	8	56	-	-	-	1	1733 987
	w/o Power Steering, D63-D500, C67, C68, C71, C72	8	-	56	55-56	55-56	1	1613 949
	w/Power Steering	8	-	-	55-56	55-56	1	1613 950
	w/Air Conditioning	8	-	-	55-56	55-56	1	1403 961
9-13-23	KEY, P26-2, P28-2, P28-3	6-8	55-58	55-58	55-57	55-58	1	52 570
9-15-0 CAMSHAFT								
9-15-1	CAMSHAFT	6	55-58	55-58	-	-	1	1530 199
		8	55	55	-	-	1	1671 073
	Fury	8	56	-	-	-	1	*1736 107
		8	56 (2)	-	-	-	1	1618 667
	D63-1	8	56 (1)	56	-	-	1	1635 763
	LP2	8	57-58	-	-	-	1	1736 107
	Fury, LP2 Fury w/318 cu. in. Eng.	8	57-58	-	-	-	1	1825 890
	w/Power Package	8	58	-	-	-	1	1851 862
	Fury w/350 cu. in. Eng., Adventurer	8	58	-	58	-	1	*1855 188
		8	-	58	58	-	1	*1739 608
	D63-1 Texan, D63-1 w/Power Package, D63-2, D63-3	8	-	56	-	-	1	1619 723
	D63-D500	8	-	56	-	-	1	1731 594
	S27, LD2	8	-	57-58	57	-	1	1736 050
	D500	8	-	57	-	-	1	1822 012
	S21	8	-	-	55	-	1	1327 425
	S22	8	-	-	55	-	1	1617 189
	S23	8	-	-	56	-	1	1635 792
	S24	8	-	-	56	-	1	1635 793
	S24 Adventurer, S26 Adventurer	8	-	-	56-57	-	1	1731 613
	S25, S26	8	-	-	57	-	1	1735 961
	Except C68-300	8	-	-	-	55	1	1538 452
	C68-300	8	-	-	-	55	1	1635 736
	Except C72-300	8	-	-	-	56	1	1632 425
	C72-300	8	-	-	-	56	1	1637 518
	C75, LC1, LC2	8	-	-	-	57-58	1	1735 981
	C76, IM, LC3, LY1	8	-	-	-	57-58	1	1735 980
	C76-300, C76 w/Power Package	8	-	-	-	57	1	1731 569
	LC3-300	8	-	-	-	58	1	1852 186
9-15-2	ECCENTRIC, w/DOWEL	8	55	55	-	55	1	1328 792
	S27, LD2	8	55 (1)	56-58	57	56-58	1	1632 426
		8	-	-	55	-	1	1326 272
	S25, S26	8	56-58 (2)	-	56-57	-	1	1618 718
9-15-6	PLATE, Sprocket Hub Thrust	6	55-58	55-58	-	-	1	600 786
		8	56-58 (2)	-	-	-	1	1618 670
	LD2	8	55-56 (1)	55-58	55-57	55-58	1	1634 267
	Screw or Bolt, 5/16"-18 x 3/4"	6-8	55-57	55-57	55-57	55-57	★	180 077
	Washer, lock	6	55-57	55-57	-	-	2	120 214
	Washer, lock	8	55-56	55-56	55-56	55-56	★	138 485
9-15-10	WASHER, Sprocket Retaining	8	56-58	56-57	56-57	56-58	1	1618 732
	Fury w/350 cu. in. Eng., LD2-D500, LD3	8	58	58	58	-	1	1739 607
9-16-0 CAMSHAFT BEARING								
9-16-6	BEARING, No. 1	6	55-58	55-58	-	-	1	632 465
	No. 2	6	55-58	55-58	-	-	1	632 466
	No. 3	6	55-58	55-58	-	-	1	632 467
	No. 1, LP2, LP2 Fury w/318 cu. in. Eng., LD2	8	55-58 (1)	55-58	55-57	-	1	1632 522
	No. 1	8	-	-	-	55-58	1	1632 082
	No. 2, LP2, LP2 Fury w/318 cu. in. Eng.	8	56-58 (2)	-	-	-	1	1632 523

NOTE 1: P29 FROM engine No. P29-41001 thru P29-80000 and P29-250001 thru P29-274009.

NOTE 2: P29 FROM engine No. P29-1001 thru P29-40000 and P29-80001 thru P29-250000 and AFTER P29-274101.

★ Indicates use as required.

Numerals in parentheses () refer to notes.

Printed in U.S.A.

□ Indicates parts not listed in any previous parts book.

Prices and specifications subject to change without notice.

* Indicates change or addition.

1955-58 PASSENGER CAR PARTS LIST

ENGINE

CODE	PART NAME AND DESCRIPTION	NO. OF CYL.	PLYMOUTH	DODGE	DESOTO	CHRYSLER AND IMPERIAL	PER CAR	PART NUMBER
	No. 2, LD2	8	55-56 (3)	55-58	55-57	-	1	1400 648
	Nos. 2, 3 and 4	8	-	-	-	55-58	3	1632 083
	No. 3, LP2, LP2 Fury w/318 cu.in. Eng., LD2	8	55-58	55-58	55-57	-	1	*1632 524
	No. 4, LD2	8	55-56 (3)	55-58	55-57	-	1	1400 650
	No. 4, LP2, LP2 Fury w/318 cu.in. Eng.	8	56-58 (2)	-	-	-	1	*1632 525
	No. 5, LD2	8	55-56 (3)	55-58	55-57	55-58	1	1632 084
	No. 5, LP2, LP2 Fury w/318 cu.in. Eng.	8	56-58 (2)	-	-	-	1	*1632 526
	No. 1 Fury w/350 cu.in. Eng., LD2-D500, LD3	8	58	58	58	-	1	1821 771
	No. 2 Fury w/350 cu.in. Eng., LD2-D500, LD3	8	58	58	58	-	1	1821 772
	No. 3 Fury w/350 cu.in. Eng., LD2-D500, LD3	8	58	58	58	-	1	1821 773
	No. 4 Fury w/350 cu.in. Eng., LD2-D500, LD3	8	58	58	58	-	1	1821 774
	No. 5 Fury w/350 cu.in. Eng., LD2-D500, LD3	8	58	58	58	-	1	1821 775
9-16-17	PLUG, Rear Bearing, S27, LD2	8	55-56 (3)	55-58	57	-	1	1553 757
		8	56-57 (2)	-	-	-	1	1675 976
	LD3, LS1	8	58	58	58	-	1	1852 177
9-17-0 CAMSHAFT SPROCKET								
9-17-5	SPROCKET, UP TO	6	55 (1)	55 (1)	-	-	1	601 757
	AFTER	6	55-58 (1)	55-58 (1)	-	-	1	1630 052
		8	55	55	55	55	1	1324 952
	C71	8	-	-	-	56	1	1673 719
	C70, C71, Power Package, C72, C73, LD2	8	56-58	56-58	56-57	56-58	1	1618 666
	Fury w/350 cu.in. Eng., LD2-D500, LP2, LP2							
	Fury w/318 cu.in. Eng., LD3	8	58	58	58	-	1	*1737 622
	Key, Woodruff	6	55-56	55-56	-	-	1	120 051
	Key, Woodruff	8	55	55	55	55	1	124 545
	Key, Woodruff	8	56	56	56	56	1	106 751
9-17-9	SCREW	6	55-58	55-58	-	-	3	601 766
	Washer, lock	6	55-57	55-57	-	-	3	120 214
9-17-13	SPACER, Sprocket, LD2	8	56-58	56-58	56-57	56-58	1	1618 717
9-17-20	HUB	6	55-58	55-58	-	-	1	1489 998
		8	55	55	55	55	1	1323 364
9-17-22	DOWEL, Eccentric	8	55	55	55	55	1	1324 273
9-17-23	NUT, Hub	8	55	55	55	55	1	1486 309
9-19-0 CAMSHAFT SPROCKET OIL TUBE								
9-19-3	TUBE	6	55-58	55-58	-	-	1	600 787
	Clip	6	55-57	55-57	-	-	1	120 520
	Screw or Bolt, 1/4"-20 x 1"	6	55-57	55-57	-	-	1	180 022
9-20-0 TIMING CHAIN								
9-20-1	CHAIN, UP TO	6	55 (1)	55 (1)	-	-	1	1075 001
	AFTER	6	55-58 (1)	55-58 (1)	-	-	1	1630 050
	LP2, LP2 Fury w/318 cu.in. Eng.	8	56-58 (2)	-	-	-	1	*1618 736
	LD2, LC3, LY	8	55-56 (3)	55-58	55-57	55-58	1	*1324 953
	LC1, LC2, UP TO	8	-	-	-	58 (4)	1	*1324 953
	LC1, LC2, AFTER	8	-	-	-	58 (4)	1	*1618 736
	Fury w/350 cu.in. Eng., LD2-D500, LD3	8	58	58	58	-	1	1737 620
9-20-8	TROUGH, Oil	8	55-58	55-58	55-57	55-58	1	1328 644
9-23-0 CHAIN CASE COVER								
9-23-5	COVER, w/Oil SEAL and GASKET	6	55-56	55-56	-	-	1	1533 610
		6	57-58	57-58	-	-	1	1676 256
		8	56 (2)	-	-	-	1	1618 708
	S27, LD2	8	55-56 (3)	55-58	57	56-58	1	1639 273
	LP2, LP2 Fury w/318 cu.in. Eng.	8	57-58	-	-	-	1	*1676 240
	Fury w/350 cu.in. Eng., LD2-D500, LD3	8	58	58	58	-	1	1737 631
		8	-	-	55-56	-	1	*1639 274

NOTE 1: P26 engine No. 15398 and D56 engine No. 3830.

NOTE 2: P29 FROM engine No. P29-1001 thru P29-40000 and P29-80001 thru P29-250000 and AFTER P29-274101.

NOTE 3: P29 FROM engine No. P29-41001 thru P29-80000 and P29-250001 thru P29-274009.

NOTE 4: LC1 engine No. 58W-9445, LC2 engine No. 58S-6842.

★ Indicates use as required.

Numerals in parentheses () refer to notes.

Printed in U.S.A.

⊠ Indicates parts not listed in any previous parts book.

Prices and specifications subject to change without notice.

Feb. 20, 1958 Supersedes Oct. 10, 1957.

* Indicates change or addition.

CODE	PART NAME AND DESCRIPTION	NO. OF CYL.	PLYMOUTH	DODGE	DESOTO	CHRYSLER AND IMPERIAL	PER CAR	PART NUMBER
	S25, S26	8	-	-	57	-	1	1730 420
	w/Timing INDICATOR	8	-	-	-	57-58	1	1730 518
	Bolt, 5/16"-24 x 3/4"	6	55-56	55-56	-	-	3	181 595
	Nut	6	55-56	55-56	-	-	3	120 368
	Screw, 3/8"-16 x 1 1/8"	8	-	-	55-56	-	3	180 123
	Screw or Bolt, 3/8"-16 x 4 1/4"	8	-	-	55-56	-	4	433 115
	Screw or Bolt, 3/8"-16 x 2"	8	-	-	55-56	-	1	180 130
	Washer, lock	8	-	-	55-56	55	8	120 382
	Washer, lock	8	-	-	55-56	-	1	120 380
	Plug, heater hole	8	-	-	55-56	-	1	112 304
9-23-10	SCREW, w/WASHER	6	55-58	55-58	-	-	8	1343 212
		8	55-56 (1)	55-56	-	55-57	10	1407 234
	LP2, LP2 Fury w/318 cu.in. Eng.	8	57-58	-	-	-	3	1672 550
	Fury w/350 cu.in. Eng., LD2-D500, LD3	8	58	58	58	-	10	1407 234
9-23-12	WASHER, Bolt Nut	6	55-58	55-58	-	-	3	1123 372
9-23-17	GASKET	6	55-58	55-58	-	-	1	1122 450
	LP2, LP2 Fury w/318 cu. in. Eng.	8	56-58 (1)	-	-	-	1	1618 685
	S27, LD2	8	55-56 (2)	55-58	57	55-58	1	1328 371
	Fury w/350 cu.in. Eng., LD2-D500, LD3	8	58	58	58	-	1	1737 763
		8	-	-	55-56	-	1	1327 370
	S25, S26	8	-	-	57	-	1	1732 789
9-23-18	OIL SEAL	6	55-58	55-58	-	-	1	1551 061
		8	55	55	55	55	1	1554 519
	S27, LD2	8	56 (2)	56-58	57	56-58	1	1631 169
	LP2, LP2 Fury w/318 cu.in. Eng., S25, S26	8	56-58 (1)	-	56-57	-	1	1618 683
	Fury w/350 cu.in. Eng., LD2-D500, LD3	8	58	58	58	-	1	1737 771
9-23-21	GASKET, Oil Seal	3	56-58	56-58	-	-	1	1329 342
9-23-28	DUST SEAL	6-8	55-56 (2)	55-56	55-56	55-56	1	1328 350
		8	56 (1)	-	-	-	1	1619 817
9-23-40	INDICATOR, Engine Timing, w/o Power Steering and Air Conditioning, D55-1, D55-2	8	55	55	-	-	1	1485 440
	w/Power Steering	8	55	55	-	-	1	1615 890
	w/Air Conditioning	8	55	55	-	-	1	1618 901
	w/o Power Steering	8	56 (1)	-	-	-	1	1673 725
	w/Power Steering	8	56 (1)	-	-	-	1	1672 599
	w/o Power Steering, early type D63-1	8	56 (2)	56	-	-	1	1634 366
	w/o Power Steering, Stamped with Letter "B" Late Type D63-1	8	56 (2)	56	-	-	1	1673 726
	w/Power Steering D63-1	8	56 (2)	56	-	-	1	1672 668
	Fury	8	56	-	-	-	1	1734 975
		8	57-58	-	-	-	1	1730 364
	Fury, LP2 Fury w/318 cu.in. Eng.	8	57-58	-	-	-	1	1821 412
	w/o Power Steering D63-1, w/Power Package D63-1 Texan, D63-2, D63-3	8	-	56	-	-	1	1673 727
	w/Power Steering D63-2, D63-3, w/o Power Steering D63-D500	8	-	56	-	-	1	1672 683
	S27, LD2	8	-	57-58	57	-	1	1730 561
	S25, S26	8	-	-	57	-	1	1730 368
9-24-0	CHAIN CASE COVER PLATE							
9-24-5	PLATE	6	55-56	55-56	-	-	1	688 311
	UP TO	6	57-58 (3)	57-58 (3)	-	-	1	*1676 257
	AFTER	6	58 (3)	58 (3)	-	-	1	⊠1855 494
	Screw	6	55-56	55-56	-	-	1	113 912
	Screw or Bolt, 5/16"-18 x 3/4"	6	55-56	55-56	-	-	4	180 077
	Washer, lock	6	55-56	55-56	-	-	4	120 214
9-24-6	DOWEL	6	55-58	55-58	-	-	2	606 345
9-24-7	GASKET	6	55-58	55-58	-	-	1	695 441
9-24-11	GASKET, Screw	6	-	55-56	-	-	1	114 622

NOTE 1: P29 FROM Engine No. P29-1001 thru P29-40000 and P29-80001 thru P29-250000 and AFTER P29-274101.

NOTE 2: P29 FROM Engine No. P29-41001 thru P29-80000 and P29-250001 thru P29-274009.

NOTE 3: LP1 Engine No. LP1-6050, LD1 Engine No. L230-1832.

* Indicates use as required.

Numerals in parentheses () refer to notes.

Printed in U.S.A.

⊠ Indicates parts not listed in any previous parts book.

Prices and specifications subject to change without notice.

* Indicates change or addition.

1955-58 PASSENGER CAR PARTS LIST

ENGINE

CODE	PART NAME AND DESCRIPTION	NO. OF CYL.	PLYMOUTH	DODGE	DESOTO	CHRYSLER AND IMPERIAL	PER CAR	PART NUMBER
------	---------------------------	-------------	----------	-------	--------	-----------------------	---------	-------------

9-31-0 CONNECTING ROD

Note: Connecting Rod includes Bearing Cap, Bolt, Nut, Lockwasher and Bushing but does not include Bearing.

9-31-4	ROD	6	55-58	55-58	-	-	6	1619 830
	D63-1	8	55-56 (2)	55-56	-	-	8	1328 781
	Fury	8	56-57	-	-	-	8	1732 853
	LP2, LP2 Fury w/318 cu.in. Eng.	8	56-58 (1)	-	-	-	8	1618 697
	Fury w/350 cu. in. Eng., LD2-D500, LD3	8	58	58	58	-	8	1737 690
	D63-2, D63-3, D63-1 Texan, D63-1 w/Power Package, S27, LD2	8	-	56-58	57	-	8	1630 396
		8	-	-	55	-	8	1327 415
	S25, S26	8	-	-	56-57	-	8	1636 607
		8	-	-	-	55-56	8	1323 338
	C75	8	-	-	-	57-58 (3)	8	*1821 343
	C76, IM	8	-	-	-	57-58 (4)	8	*1673 756
	LC1, LC2	8	-	-	-	58 (5)	8	*1851 453
	LC3, LY1	8	-	-	-	58 (6)	8	*1851 457
9-31-5	BOLT, Cap	6	55-58	55-58	-	-	12	868 921
	D63-1, LP2, LP2 Fury w/318 cu.in. Eng.	8	55-58	55-56	-	-	16	1328 839
	Fury w/350 cu. in. Eng., LD2-D500, LD3	8	58	58	58	-	16	1737 694
	D63-1 Texan, D63-1 w/Power Package, D63-2, D63-3, C75, LD2, LC1, LC2	8	-	56-58	55-57	55-58	16	1324 226
	C76, IM, LC3, LY1	8	-	-	-	57-58	16	1673 760
9-31-7	NUT, Cap Bolt	6-8	55-56	55-56	55-56	55-56	★	1140 991
		6-8	57-58	57-58	57-58	57-58	★	1737 695
9-31-10	BUSHING	6	55-58	55-58	-	-	6	1328 790
	D63-1	8	55-56 (2)	55-56	-	-	8	1328 790
		8	56-58 (1)	-	-	-	8	1618 701
	D63-1 Texan, D63-1 w/Power Package, D63-2, D63-3, S27, LD2	8	-	56-58	-	-	8	1632 075
	S25, S26	8	-	-	55-57	-	8	1326 482
		8	-	-	-	55-58	8	1324 269

9-32-0 CONNECTING ROD BEARING PACKAGES

Note: When .001 thicker wall connecting rod bearings are used for engines in production an identification mark is stamped on the machined surface of the crankshaft center counterweight for six cylinder engines and No. 3 counterweight for V8 cylinder engines. When the thicker wall connecting rod bearings are used the crankshaft will be marked R1, R2, R3, R4 or R5 depending on which journal has the .001 thicker wall bearing.

Note: Connecting rod bearing packages consists of one upper and one lower bearing.

9-32-2	BEARING PACKAGE							
	.002 U/S	6	55-56	55-56	-	-	6	1238 555
	.003 U/S	6	55-56	55-56	-	-	6	1238 536
	.020 U/S	6	55-56	55-56	-	-	6	1056 093
	.040 U/S	6	55-56	55-56	-	-	6	1311 070
	Std.	6	55-58	55-58	-	-	6	1818 841
	.001 U/S	6	55-58	55-58	-	-	6	1818 842
	.002 U/S	6	57-58	57-58	-	-	6	1818 843
	.003 U/S	6	57-58	57-58	-	-	6	1818 844
	.010 U/S	6	56-58	56-58	-	-	6	1818 845
	.012 U/S	6	55-58	55-58	-	-	6	1818 846
	.020 U/S	6	57-58	57-58	-	-	6	1818 847
	.030 U/S	6	55-58	55-58	-	-	6	1818 848
	.040 U/S	6	57-58	57-58	-	-	6	1818 849
	Std., D63-1	8	55-56 (2)	55-56	-	-	8	1326 054
	.001 U/S, D63-1	8	55-56 (2)	55-56	-	-	8	1326 055
	.002 U/S, D63-1	8	55-56 (2)	55-56	-	-	8	1326 056
	.003 U/S, D63-1	8	55-56 (2)	55-56	-	-	8	1450 035

NOTE 1: P29 FROM Engine No. P29-1001 thru P29-40000 and P29-80001 thru P29-250000 and AFTER P29-274101.

NOTE 2: P29 FROM Engine No. P29-41001 thru P29-80000 and P29-250001 thru P29-274009.

NOTE 3: LC2 FROM Engine No. 58S-1201 thru 58S-1500.

NOTE 4: LC3 FROM Engine No. 58N-1201 thru 58N-1350.

NOTE 5: LC2 UP TO Engine No. 58S-1201 and AFTER Engine No. 58S-1500.

NOTE 6: LC3 UP TO Engine No. 58N-1201 and AFTER Engine No. 58N-1350.

★ Indicates use as required.

Numerals in parentheses () refer to notes.

Printed in U.S.A.

☐ Indicates parts not listed in any previous parts book.

Prices and specifications subject to change without notice.

May 12, 1958 Supersedes Feb. 20, 1958.

* Indicates change or addition.

CODE	PART NAME AND DESCRIPTION	NO. OF CYL.	PLYMOUTH	DODGE	DESOTO	CHRYSLER AND IMPERIAL	PER CAR	PART NUMBER
.010 U/S, D63-1		8	55-56 (2)	55-56	-	-	8	1326 057
.012 U/S, D63-1		8	55-56 (2)	55-56	-	-	8	1326 058
Std., LP2, LP2 Fury w/318 cu.in. Eng.		8	56-58 (1)	-	-	-	8	*1643 133
.001 U/S, LP2, LP2 Fury w/318 cu.in. Eng.		8	56-58 (1)	-	-	-	8	*1643 134
.002 U/S, LP2, LP2 Fury w/318 cu.in. Eng.		8	56-58 (1)	-	-	-	8	*1643 135
.003 U/S, LP2, LP2 Fury w/318 cu.in. Eng.		8	56-58 (1)	-	-	-	8	*1643 136
.010 U/S, LP2, LP2 Fury w/318 cu.in. Eng.		8	56-58 (1)	-	-	-	8	*1643 137
.012 U/S, LP2, LP2 Fury w/318 cu.in. Eng.		8	56-58 (1)	-	-	-	8	*1643 138
Std. Fury w/350 cu. in. Eng., LD2-D500, LD3		8	58	58	58	-	8	1818 698
.001 U/S Fury w/350 cu. in. Eng., LD2-D500, LD3		8	58	58	58	-	8	1818 699
.002 U/S Fury w/350 cu. in. Eng., LD2-D500, LD3		8	58	58	58	-	8	1818 700
.003 U/S Fury, w/350 cu. in. Eng., LD2-D500, LD3		8	58	58	58	-	8	1818 701
.010 U/S Fury w/350 cu. in. Eng., LD2-D500, LD3		8	58	58	58	-	8	1818 702
.012 U/S Fury W/350 cu. in. Eng., LD2-D500, LD3		8	58	58	58	-	8	1818 703
Std., D63-1 w/Power Package, D63-1 Texan, D63-2, D63-3, D63-D500, S27, UP TO		8	-	56-57 (3)	57 (3)	-	8	*1643 188
.001 U/S, D63-1 w/Power Package, D63-1 Texan, D63-2, D63-3, D63-D500, S27, UP TO		8	-	56-57 (3)	57 (3)	-	8	*1643 189
.002 U/S, D63-1 w/Power Package, D63-1 Texan, D63-2, D63-3, D63-D500, S27, UP TO		8	-	56-57 (3)	57 (3)	-	8	*1643 190
.003 U/S, D63-1 w/Power Package, D63-1 Texan, D63-2, D63-3, D63-D500, S27, UP TO		8	-	56-57 (3)	57 (3)	-	8	*1643 191
.010 U/S, D63-1 w/Power Package, D63-1 Texan, D63-2, D63-3, D63-D500, S27, UP TO		8	-	56-57 (3)	57 (3)	-	8	*1643 192
.012 U/S, D63-1 w/Power Package, D63-1 Texan, D63-2, D63-3, D63-D500, S27, UP TO		8	-	56-57 (3)	57 (3)	-	8	*1643 193
Std., LD2, AFTER		8	-	57-58 (3)	57 (3)	-	8	*1843 281
.001 U/S, LD2, AFTER		8	-	57-58 (3)	57 (3)	-	8	*1843 282
.002 U/S, LD2, AFTER		8	-	57-58 (3)	57 (3)	-	8	*1843 283
.003 U/S, LD2, AFTER		8	-	57-58 (3)	57 (3)	-	8	*1843 284
.010 U/S, LD2, AFTER		8	-	57-58 (3)	57 (3)	-	8	*1843 285
.012 U/S, LD2, AFTER		8	-	57-58 (3)	57 (3)	-	8	*1843 286
Std., Grid Type, LD2-D500, LD3		8	-	58	58	-	8	⊠1879 366
.001 U/S, Grid Type, LD2-D500, LD3		8	-	58	58	-	8	⊠1879 367
.002 U/S, Grid Type, LD2-D500, LD3		8	-	58	58	-	8	⊠1879 368
.003 U/S, Grid Type, LD2-D500, LD3		8	-	58	58	-	8	⊠1879 369
.010 U/S, Grid Type, LD2-D500, LD3		8	-	58	58	-	8	⊠1879 370
.012 U/S, Grid Type, LD2-D500, LD3		8	-	58	58	-	8	⊠1879 371
Std.		8	-	-	55	-	8	1326 049
.001 U/S		8	-	-	55	-	8	1326 050
.002 U/S		8	-	-	55	-	8	1326 051
.003 U/S		8	-	-	55	-	8	1450 034
.010 U/S		8	-	-	55	-	8	1326 052
.012 U/S		8	-	-	55	-	8	1326 053
Std., S25, S26		8	-	-	56-57	-	8	1643 247
.001 U/S, S25, S26		8	-	-	56-57	-	8	1643 248
.002 U/S, S25, S26		8	-	-	56-57	-	8	1643 249
.003 U/S, S25, S26		8	-	-	56-57	-	8	1643 250
.010 U/S, S25, S26		8	-	-	56-57	-	8	1643 251
.012 U/S, S25, S26		8	-	-	56-57	-	8	1643 252
Std. except C68-300, C72-300, C76-300, C76 w/Power Package		8	-	-	-	55-57 (4)	8	1321 217
.001 U/S except C68-300, C72-300, C76-300, C76 w/Power Package		8	-	-	-	55-57 (4)	8	1321 218

NOTE 1: P29 FROM engine No. P29-1001 thru P29-40000 and P29-80001 thru P29-250000 and AFTER P29-274101.

NOTE 2: P29 FROM engine No. P29-41001 thru P29-80000 and P29-250001 thru P29-274009.

NOTE 3: D66, D67, D70, D71, S27 engine No. KDS-282820, D500 engine No. 19418.

NOTE 4: All except C68-300 for 1955 and All except C72-300 for 1956 and used on C75 only for 1957.

★ Indicates use as required.

⊠ Indicates parts not listed in any previous parts book.

* Indicates change or addition.

1955-58 PASSENGER CAR PARTS LIST

ENGINE

CODE	PART NAME AND DESCRIPTION	NO. OF CYL.	PLYMOUTH	DODGE	DESOTO	CHRYSLER AND IMPERIAL	PER CAR	PART NUMBER
.002	U/S except C68-300, C72-300, C76-300, C76 w/Power Package	8	-	-	-	55-57 (3)	8	1321 219
.003	U/S except C68-300, C72-300, C76-300, C76 w/Power Package	8	-	-	-	55-57 (3)	8	1450 033
.010	U/S except C68-300, C72-300, C76-300, C76 w/Power Package	8	-	-	-	55-57 (3)	8	1321 220
.012	U/S except C68-300, C72-300, C76-300, C76 w/Power Package	8	-	-	-	55-57 (3)	8	1321 221
Std.,	C68-300, C72-300	8	-	-	-	55-56	8	1450 453
.001	U/S, C68-300, C72-300	8	-	-	-	55-56	8	1450 454
.002	U/S, C68-300, C72-300	8	-	-	-	55-56	8	1450 455
.003	U/S, C68-300, C72-300	8	-	-	-	55-56	8	1450 456
.010	U/S, C68-300, C72-300	8	-	-	-	55-56	8	1450 457
.012	U/S, C68-300, C72-300	8	-	-	-	55-56	8	1450 458
Std.,	C76, IM, LC3, LY1	8	-	-	-	57-58	8	1692 737
.001	U/S, C76, IM, LC3, LY1	8	-	-	-	57-58	8	1692 738
.002	U/S, C76, IM, LC3, LY1	8	-	-	-	57-58	8	1692 739
.003	U/S, C76, IM, LC3, LY1	8	-	-	-	57-58	8	1692 740
.010	U/S, C76, IM, LC3, LY1	8	-	-	-	57-58	8	1692 741
.012	U/S, C76, IM, LC3, LY1	8	-	-	-	57-58	8	1692 742
Std.,	C76-300, C76 w/Power Package, LC3-300	8	-	-	-	57-58	8	*1818 629
.001	U/S, C76-300, C76 w/Power Package, LC3-300	8	-	-	-	57-58	8	*1818 630
.002	U/S, C76-300, C76 w/Power Package, LC3-300	8	-	-	-	57-58	8	*1818 631
.003	U/S, C76-300, C76 w/Power Package, LC3-300	8	-	-	-	57-58	8	*1818 632
.010	U/S, C76-300, C76 w/Power Package, LC3-300	8	-	-	-	57-58	8	*1818 633
.012	U/S, C76-300, C76 w/Power Package, LC3-300	8	-	-	-	57-58	8	*1818 634
Std.,	LC1, LC2	8	-	-	-	58	8	1321 217
.001	U/S LC1, LC2	8	-	-	-	58	8	1321 218
.002	U/S LC1, LC2	8	-	-	-	58	8	1321 219
.003	U/S LC1, LC2	8	-	-	-	58	8	1450 033
.010	U/S, LC1, LC2	8	-	-	-	58	8	1321 220
.012	U/S, LC1, LC2	8	-	-	-	58	8	1321 221

9-34-0 PISTON, W/PIN

Note: The following pistons have pin and pin retaining rings.

9-34-5	PISTON, Std.	6	55-58	55-58	-	-	6	1241 622
.005	O/S	6	55-58	55-58	-	-	6	1241 623
.020	O/S	6	55-58	55-58	-	-	6	1241 624
.030	O/S	6	55-58	55-58	-	-	6	1241 625
.040	O/S	6	55-58	55-58	-	-	6	1241 626
.060	O/S	6	55-58	55-58	-	-	6	1241 627
Std.,	UP TO	8	55 (1)	-	-	-	8	1603 222
.005	O/S, UP TO	8	55 (1)	-	-	-	8	1603 223
.020	O/S, UP TO	8	55 (1)	-	-	-	8	1603 224
.040	O/S, UP TO	8	55 (1)	-	-	-	8	1603 226
.060	O/S, UP TO	8	55 (1)	-	-	-	8	1603 227
Std.,	AFTER	8	55 (1)	-	-	-	8	1603 237
.005	O/S, AFTER	8	55 (1)	-	-	-	8	1603 238
.020	O/S, AFTER	8	55 (1)	-	-	-	8	1603 239
.040	O/S, AFTER	8	55 (1)	-	-	-	8	1603 241
.060	O/S, AFTER	8	55 (1)	-	-	-	8	1603 242
Std.		8	56-57 (2)	-	-	-	8	1643 158
.005	O/S	8	56-57 (2)	-	-	-	8	1643 159
.020	O/S	8	56-57 (2)	-	-	-	8	1643 160
.030	O/S	8	56-57 (2)	-	-	-	8	1643 161
.040	O/S	8	56-57 (2)	-	-	-	8	1643 162
.060	O/S	8	56 (2)	-	-	-	8	1643 163

NOTE 1: P27 engine No. 60201.

NOTE 2: P29 FROM engine No. P29-1001 thru P29-40000 and P29-80001 thru P29-250000 and AFTER P29-274101 and for P31 with the Prefix "LP" to the Engine No.

NOTE 3: All except C68-300 for 1955 and All except C72-300 for 1956 and used on C75 only for 1957.

★ Indicates use as required.

Numerals in parentheses () refer to notes.

Printed in U.S.A.

☐ Indicates parts not listed in any previous parts book.

Prices and specifications subject to change without notice.

Feb. 20, 1958 Supersedes Oct. 10, 1957.

Page 9-40

* Indicates change or addition.

1955-58 PASSENGER CAR PARTS LIST

CODE	PART NAME AND DESCRIPTION	NO. OF CYL.	PLYMOUTH	DODGE	DESOTO	CHRYSLER AND IMPERIAL	PER CAR	PART NUMBER
	Std., D63-1	8	56 (3)	56	-	-	8	1653 455
	.005 O/S, D63-1	8	56 (3)	56	-	-	8	1653 456
	.020 O/S, D63-1	8	56 (3)	56	-	-	8	1653 457
	.040 O/S, D63-1	8	56 (3)	56	-	-	8	1653 458
	.060 O/S, D63-1	8	56 (3)	56	-	-	8	1653 459
	Std. Fury	8	56	-	-	-	8	1752 278
	.005 O/S, Fury	8	56	-	-	-	8	1752 279
	.020 O/S, Fury	8	56	-	-	-	8	1752 280
	Std.	8	57 (4)	-	-	-	8	1752 466
	.005 O/S	8	57 (4)	-	-	-	8	1752 467
	.020 O/S	8	57 (4)	-	-	-	8	1752 468
	.040 O/S	8	57 (4)	-	-	-	8	1752 469
	Std., Fury	8	57	-	-	-	8	1818 597
	.005 O/S, Fury	8	57	-	-	-	8	1818 598
	.020 O/S, Fury	8	57	-	-	-	8	1818 599
	Std., LP2	8	58	-	-	-	8	*1843 004
	.005 O/S, LP2	8	58	-	-	-	8	*1843 005
	.020 O/S, LP2	8	58	-	-	-	8	*1843 006
	.040 O/S, LP2	8	58	-	-	-	8	*1843 007
	Std., Fury w/318 cu.in. Eng.	8	58	-	-	-	8	1818 597
	.005 O/S, Fury w/318 cu.in. Eng.	8	58	-	-	-	8	1818 598
	.020 O/S, Fury w/318 cu.in. Eng.	8	58	-	-	-	8	1818 599
	Std., Fury w/350 cu.in. Eng., LD3, LS1	8	58 (1)	58 (1)	58 (1)	-	8	⊠1879 472
	.005 O/S, Fury w/350 cu.in. Eng., LD3, LS1	8	58 (1)	58 (1)	58 (1)	-	8	⊠1879 473
	.020 O/S, Fury w/350 cu.in. Eng., LD3, LS1	8	58 (1)	58 (1)	58 (1)	-	8	⊠1879 474
	.040 O/S, Fury w/350 cu.in. Eng., LD3, LS1	8	58 (1)	58 (1)	58 (1)	-	8	⊠1879 475
	Std., Fury w/350 cu.in. Eng., LD3, LS1	8	58 (2)	58 (2)	58 (2)	-	8	⊠1879 480
	.005 O/S, Fury w/350 cu.in. Eng., LD3, LS1	8	58 (2)	58 (2)	58 (2)	-	8	⊠1879 481
	.020 O/S, Fury w/350 cu.in. Eng., LD3, LS1	8	58 (2)	58 (2)	58 (2)	-	8	⊠1879 482
	.040 O/S, Fury w/350 cu.in. Eng., LD3, LS1	8	58 (2)	58 (2)	58 (2)	-	8	⊠1879 483
	Std.	8	-	55	-	-	8	1643 103
	.005 O/S	8	-	55	-	-	8	1643 104
	.020 O/S	8	-	55	-	-	8	1643 105
	.040 O/S	8	-	55	-	-	8	1643 107
	.060 O/S	8	-	55	-	-	8	1643 108
	Std., D63-1 Texan, D63-1 w/Power Package, D63-2, D63-3	8	-	56	-	-	8	1643 182
	.005 O/S, D63-1 Texan, D63-1 w/Power Package, D63-2, D63-3	8	-	56	-	-	8	1643 183
	.020 O/S, D63-1 Texan, D63-1 w/Power Package, D63-2, D63-3	8	-	56	-	-	8	1643 184
	.040 O/S, D63-1 Texan, D63-1 w/Power Package, D63-2, D63-3	8	-	56	-	-	8	1643 186
	.060 O/S, D63-1 Texan, D63-1 w/Power Package, D63-2, D63-3	8	-	56	-	-	8	1643 187
	Std., D63-D500	8	-	56	-	-	8	1752 251
	.005 O/S, D63-D500	8	-	56	-	-	8	1752 252
	.020 O/S, D63-D500	8	-	56	-	-	8	1752 253
	Std., S27	8	-	57	57	-	8	1752 669
	.005 O/S, S27	8	-	57	57	-	8	1752 670
	.020 O/S, S27	8	-	57	57	-	8	1752 671
	.040 O/S	8	-	57	-	-	8	1818 805
	Std., D500	8	-	57	-	-	8	1818 544
	.005 O/S, D500	8	-	57	-	-	8	1818 545
	.020 O/S, D500	8	-	57	-	-	8	1818 546
	Std. LD2	8	-	58	-	-	8	1752 669
	.005 O/S, LD2	8	-	58	-	-	8	1752 670
	.020 O/S, LD2	8	-	58	-	-	8	1752 671

NOTE 1: UP TO Eng. No. L350-6309 also used FROM Eng. No. L350-6710 to L350-7071.

NOTE 2: AFTER Eng. No. L350-6309 except FROM Eng. No. L350-6710 to L350-7071.

NOTE 3: P29 FROM engine No. P29-41001 thru P29-80000 and P29-250001 thru P29-274009.

NOTE 4: P31 with the Prefix "P" to the Engine No.

★ Indicates use as required.

Numerals in parentheses () refer to notes.

Printed in U.S.A.

⊠ Indicates parts not listed in any previous parts book.

Prices and specifications subject to change without notice.

* Indicates change or addition.

1955-58 PASSENGER CAR PARTS LIST

ENGINE

CODE	PART NAME AND DESCRIPTION	NO. OF CYL.	PLYMOUTH	DODGE	DESOTO	CHRYSLER AND IMPERIAL	PER CAR	PART NUMBER
Std., LD2-D500, LD3-D500, LS2, LS3, UP TO		8	-	58 (1)	58 (1)	-	8	1879 476
.005 O/S, LD2-D500, LD3-D500, LS2, LS3, UP TO		8	-	58 (1)	58 (1)	-	8	1879 477
.020 O/S, LD2-D500, LD3-D500, LS2, LS3, UP TO		8	-	58 (1)	58 (1)	-	8	1879 478
.040 O/S, LD2-D500, LD3-D500, LS2, LS3, UP TO		8	-	58 (1)	58 (1)	-	8	1879 479
Std., LD2-D500, LD3-D500, LS2, LS3, AFTER . .		8	-	58 (1)	58 (1)	-	8	1879 484
.005 O/S, LD2-D500, LD3-D500, LS2, LS3, AFTER		8	-	58 (1)	58 (1)	-	8	1879 485
.020 O/S, LD2-D500, LD3-D500, LS2, LS3, AFTER		8	-	58 (1)	58 (1)	-	8	1879 486
.040 O/S, LD2-D500, LD3-D500, LS2, LS3, AFTER		8	-	58 (1)	58 (1)	-	8	1879 487
Std.		8	-	-	55	-	8	1450 969
.005 O/S		8	-	-	55	-	8	1450 970
.020 O/S		8	-	-	55	-	8	1450 971
.030 O/S		8	-	-	55	-	8	1450 972
.040 O/S		8	-	-	55	-	8	1450 973
.060 O/S		8	-	-	55	-	8	1450 974
Std.		8	-	-	56	-	8	1643 260
.005 O/S		8	-	-	56	-	8	1643 261
.020 O/S		8	-	-	56	-	8	1643 262
.040 O/S		8	-	-	56	-	8	1643 264
.060 O/S		8	-	-	56	-	8	1643 265
Std. S24 Adventurer		8	-	-	56	-	8	1752 248
.005 O/S, S24 Adventurer		8	-	-	56	-	8	1752 249
.020 O/S, S24 Adventurer		8	-	-	56	-	8	1752 250
Std., S25, S26		8	-	-	57	-	8	1752 430
.005 O/S, S25, S26		8	-	-	57	-	8	1752 431
.020 O/S, S25, S26		8	-	-	57	-	8	1752 432
.040 O/S, S25, S26		8	-	-	57	-	8	1752 433
Std., S26 Adventurer		8	-	-	57	-	8	1752 432
.020 O/S, S26 Adventurer		8	-	-	57	-	8	1752 433
Std., C67		8	-	-	-	55	8	1603 243
.005 O/S, C67		8	-	-	-	55	8	1603 244
.020 O/S, C67		8	-	-	-	55	8	1603 245
.030 O/S, C67		8	-	-	-	55	8	1603 246
.040 O/S, C67		8	-	-	-	55	8	1603 247
.060 O/S, C67		8	-	-	-	55	8	1603 248
Std., C68, C69, C70		8	-	-	-	55	8	1603 331
.005 O/S, C68, C69, C70		8	-	-	-	55	8	1603 332
.020 O/S, C68, C69, C70		8	-	-	-	55	8	1603 333
.030 O/S, C68, C69, C70		8	-	-	-	55	8	1603 334
.040 O/S, C68, C69, C70		8	-	-	-	55	8	1603 335
.060 O/S, C68, C69, C70		8	-	-	-	55	8	1603 336
Std., C71		8	-	-	-	56	8	1643 223
.005 O/S, C71		8	-	-	-	56	8	1643 224
.020 O/S, C71		8	-	-	-	56	8	1643 225
.040 O/S, C71		8	-	-	-	56	8	1643 227
.060 O/S, C71		8	-	-	-	56	8	1643 228
Std., C70, C72, C73		8	-	-	-	56	8	1643 217
.005 O/S, C70, C72, C73		8	-	-	-	56	8	1643 218
.020 O/S, C70, C72, C73		8	-	-	-	56	8	1643 219
.040 O/S, C70, C72, C73		8	-	-	-	56	8	1643 221
.060 O/S, C70, C72, C73		8	-	-	-	56	8	1643 222
Std., C75, LC2		8	-	-	-	57-58 (2)	8	*1752 283
.005 O/S, C75, LC2		8	-	-	-	57-58 (2)	8	*1752 284
.020 O/S, C75, LC2		8	-	-	-	57-58 (2)	8	*1752 285
.040 O/S, C75, LC2		8	-	-	-	57-58 (2)	8	*1752 286
Std., C76, IM, LC3		8	-	-	-	57-58 (3)	8	*1752 265
.005 O/S, C76, IM, LC3		8	-	-	-	57-58 (3)	8	*1752 266
.020 O/S, C76, IM, LC3		8	-	-	-	57-58 (3)	8	*1752 267
.040 O/S, C76, IM, LC3		8	-	-	-	57-58 (3)	8	*1752 268
Std., LC1, LC2		8	-	-	-	58 (4)	8	*1843 020
.005 O/S, LC1, LC2		8	-	-	-	58 (4)	8	*1843 021
.020 O/S, LC1, LC2		8	-	-	-	58 (4)	8	*1843 022
.040 O/S, LC1, LC2		8	-	-	-	58 (4)	8	*1843 023

NOTE 1: Eng. No. L360-9053.

NOTE 2: LC2 FROM Engine No. 58S-1201 thru 58S-1500.

NOTE 3: LC3 FROM Engine No. 58N.

NOTE 4: LC2 UP TO Engine No. 58S-1201 and AFTER Engine No. 58S-1500.

★ Indicates use as required.

Numerals in parentheses () refer to notes.

Printed in U.S.A.

☐ Indicates parts not listed in any previous parts book.

Prices and specifications subject to change without notice.

May 12, 1958 Supersedes Feb. 20, 1958.

* Indicates change or addition.

CODE	PART NAME AND DESCRIPTION	NO. OF CYL.	PLYMOUTH	DODGE	DESOTO	CHRYSLER AND IMPERIAL	PER CAR	PART NUMBER
	Std., LC3, LY1	8	-	-	-	58 (4)	8	*1843 016
	.005 O/S LC3, LY1	8	-	-	-	58 (4)	8	*1843 017
	.010 O/S, LC3, LY1	8	-	-	-	58 (4)	8	*1843 018
	.040 O/S, LC3, LY1	8	-	-	-	58 (4)	8	*1843 019
	Std., 6.5 to 1 ratio L.C. Export, UP TO	8	55 (1)	-	-	-	8	1450 098
	.005 O/S, L. C. Export, UP TO	8	55 (1)	-	-	-	8	1450 196
	.020 O/S, L. C. Export, UP TO	8	55 (1)	-	-	-	8	1450 197
	Std., L. C. Export, AFTER	8	55 (1)	-	-	-	8	1603 308
	.005 O/S, L. C. Export, AFTER	8	55 (1)	-	-	-	8	1603 309
	.020 O/S, L. C. Export, AFTER	8	55 (1)	-	-	-	8	1603 310
	Std., 7.0 to 1 ratio, L. C. Export, D63-1.	8	56 (3)	56	-	-	8	1653 460
	.005 O/S, L. C. Export, D63-1.	8	56 (3)	56	-	-	8	1653 461
	.020 O/S, L. C. Export, D63-1.	8	56 (3)	56	-	-	8	1653 462
	Std., 6.8 to 1 ratio, L. C. Export	8	56 (2)	-	-	-	8	1653 357
	.005 O/S, L.C. Export	8	56 (2)	-	-	-	8	1653 358
	.020 O/S, L.C. Export	8	56 (2)	-	-	-	8	1653 359
	Std., L. C. Export	8	57	-	-	-	8	1752 500
	.005 O/S, L.C. Export	8	57	-	-	-	8	1752 501
	.020 O/S, L.C. Export	8	57	-	-	-	8	1752 502
	Std., L.C. Export	8	58	-	-	-	8	1843 316
	.005 O/S L.C. Export	8	58	-	-	-	8	1843 317
	.020 O/S L.C. Export	8	58	-	-	-	8	1843 318
	Std., L. C. Export	8	-	55	-	-	8	1643 128
	.005 O/S, L. C. Export	8	-	55	-	-	8	1643 129
	.020 O/S, L. C. Export	8	-	55	-	-	8	1643 130
	Std., L. C. Export, D63-2, D63-3	8	-	56	-	-	8	1653 368
	.005 O/S, L.C. Export, D63-2, D63-3	8	-	56	-	-	8	1653 369
	.020 O/S, L.C. Export, D63-2, D63-3	8	-	56	-	-	8	1653 370
	Std., L. C. Export, S27	8	-	57	57	-	8	1818 582
	.005 O/S, L. C. Export, S27	8	-	57	57	-	8	1818 583
	.020 O/S, L. C. Export, S27	8	-	57	57	-	8	1818 584
	Std., L.C. Export, LD2	8	-	58	-	-	8	1818 582
	.005 O/S, L.C. Export, LD2	8	-	58	-	-	8	1818 583
	.020 O/S, L. C. Export, LD2	8	-	58	-	-	8	1818 584
	Std., L.C. Export, LD3, LS1	8	-	58	58	-	8	1879 466
	.005 O/S, L.C. Export, LD3, LS1	8	-	58	58	-	8	1879 467
	.020 O/S, L.C. Export, LD3, LS1	8	-	58	58	-	8	1879 468
	Std., L. C. Export	8	-	-	55	-	8	1603 311
	.005 O/S, L. C. Export	8	-	-	55	-	8	1603 312
	.020 O/S, L. C. Export	8	-	-	55	-	8	1603 313
	Std., L. C. Export	8	-	-	56	-	8	1653 354
	.005 O/S, L. C. Export	8	-	-	56	-	8	1653 355
	.020 O/S, L. C. Export	8	-	-	56	-	8	1653 356
	Std., 7.0 to 1 ratio, L. C. Export, S25, S26	8	-	-	57	-	8	1752 506
	.005 O/S, L.C. Export, S25, S26	8	-	-	57	-	8	1752 507
	.020 O/S, L.C. Export, S25, S26	8	-	-	57	-	8	1752 508
	Std., 8.0 to 1 ratio, L.C. Export, S25, S26	8	-	-	57	-	8	1752 503
	.005 O/S, L.C. Export, S25, S26	8	-	-	57	-	8	1752 504
	.020 O/S, L.C. Export, S25, S26	8	-	-	57	-	8	1752 505
	Std., L. C. Export, LS2, LS3	8	-	-	58	-	8	1879 469
	.005 O/S, L.C. Export, LS2, LS3	8	-	-	58	-	8	1879 470
	.020 O/S, L.C. Export, LS2, LS3	8	-	-	58	-	8	1879 471
	Std., L.C. Export, C67	8	-	-	-	55	8	1603 337
	.005 O/S, L. C. Export, C67	8	-	-	-	55	8	1603 338
	.020 O/S, L. C. Export, C67	8	-	-	-	55	8	1603 339
	Std., 6.5 to 1 ratio, L.C. Export, C68, C69, C70	8	-	-	-	55	8	1315 448

NOTE 1: P27 engine No. 60201.

NOTE 2: P29 FROM engine No. P29-1001 thru P29-40000 and P29-80001 thru P29-250000 and AFTER P29-274101.

NOTE 3: P29 FROM engine No. P29-41001 thru P29-80000 and P29-250001 thru P29-274009.

NOTE 4: LC3 UP TO Engine No. 58N-1201 and AFTER Engine No. 58N-1350.

★ Indicates use as required.

Numerals in parentheses () refer to notes.

Printed in U.S.A.

☐ Indicates parts not listed in any previous parts book.

Prices and specifications subject to change without notice.

* Indicates change or addition.

Page 9-43

May 12, 1958 Supersedes Feb. 20, 1958.

1955-58 PASSENGER CAR PARTS LIST

ENGINE

CODE	PART NAME AND DESCRIPTION	NO. OF CYL.	PLYMOUTH	DODGE	DESOTO	CHRYSLER AND IMPERIAL	PER CAR	PART NUMBER
	.005 O/S, L. C. Export	8	-	-	-	55	8	1315 449
	.020 O/S, L. C. Export	8	-	-	-	55	8	1315 450
	Std., 7.5 to 1 ratio, L. C. Export, C68, C69, C70	8	-	-	-	55	8	1450 329
	.005 O/S, L. C. Export	8	-	-	-	55	8	1450 330
	.020 O/S, L. C. Export	8	-	-	-	55	8	1450 331
	Std., 7.0 to 1 ratio L.C. Export, C70, C72, C73.	8	-	-	-	56	8	⊠1752 413
	.005 O/S, L.C. Export	8	-	-	-	56	8	⊠1752 414
	.020 O/S, L.C. Export	8	-	-	-	56	8	⊠1752 415
	Std. 6.8 to 1 ratio L.C. Export, C71	8	-	-	-	56	8	1643 295
	.005 O/S, L. C. Export	8	-	-	-	56	8	1643 296
	.020 O/S, L. C. Export	8	-	-	-	56	8	1643 297
	Std., 7.0 to 1 ratio, L.C. Export, C75	8	-	-	-	57	8	1752 554
	.005 O/S, L.C. Export, C75	8	-	-	-	57	8	1752 555
	.020 O/S, L.C. Export, C75	8	-	-	-	57	8	1752 556
	Std., 8.0 to 1 ratio, L.C. Export, C75	8	-	-	-	57	8	1752 528
	.005 O/S, L.C. Export, C75	8	-	-	-	57	8	1752 529
	.020 O/S, L.C. Export, C75	8	-	-	-	57	8	1752 530
	Std., 7.0 to 1 ratio, L. C. Export, C76, IM	8	-	-	-	57	8	1752 522
	.005 O/S, L.C. Export, C76, IM	8	-	-	-	57	8	1752 523
	.020 O/S, L.C. Export, C76, IM	8	-	-	-	57	8	1752 524
	Std., 8.0 to 1 ratio, L.C. Export, C76, IM	8	-	-	-	57	8	1752 525
	.005 O/S, L.C. Export, C76, IM	8	-	-	-	57	8	1752 526
	.020 O/S, L.C. Export, C76, IM	8	-	-	-	57	8	1752 527
	Std., L.C. Export, LC1, LC2	8	-	-	-	58	8	1843 187
	.005 O/S, L.C. Export, LC1, LC2	8	-	-	-	58	8	1843 188
	.020 O/S, L. C. Export, LC1, LC2	8	-	-	-	58	8	1843 189
	Std., L. C. Export, LC3, LY1	8	-	-	-	58	8	1843 181
	.005 O/S, L. C. Export, LC3, LY1	8	-	-	-	58	8	1843 182
	.020 O/S, L. C. Export, LC3, LY1	8	-	-	-	58	8	1843 183
9-34-6	PISTON, Semi-Finished, Std. to .023 O/S	6	55-58	55-58	-	-	6	1241 628
	.025 to .050 O/S	6	55-58	55-58	-	-	6	1241 629

9-35-0 PISTON RING SETS

Note: Oil Master Piston Ring Sets are for use in cylinders with taper wear.

Note: The following Oil Master Ring Sets have regular top piston rings.

9-35-1	SET, Oil Master, Std. to .009 O/S	6	55	55	-	-	1	986 448
	.020 to .029 O/S	6	55	55	-	-	1	986 450
	.030 to .039 O/S	6	55	55	-	-	1	986 451
	.040 to .049 O/S	6	55	55	-	-	1	986 452

Note: The following Multi-Purpose Piston Ring Sets are for use in cylinders with taper wear and also for use in new or rebored cylinders.

	SET, Multi-Purpose, Std. to .009 O/S, UP TO .020 to .029 O/S, UP TO	8	55 (1)	-	-	-	1	1653 312
	.040 to .049 O/S, UP TO	8	55 (1)	-	-	-	1	1653 313
	.060 O/S, UP TO	8	55 (1)	-	-	-	1	1653 314
	Std. to .009 O/S, AFTER	8	55 (1)	-	-	-	1	1653 315
	.020 to .029 O/S, AFTER	8	55 (1)	-	-	-	1	1653 284
	.040 to .049 O/S, AFTER	8	55 (1)	-	-	-	1	1653 285
	.060 O/S, AFTER	8	55 (1)	-	-	-	1	1653 286
	Std. to .009 O/S	8	-	-	55	-	1	1653 287
	.020 to .029 O/S	8	-	-	55	-	1	1653 304
	.040 to .049 O/S	8	-	-	55	-	1	1653 305
	.060 O/S	8	-	-	55	-	1	1653 306
								*1752 592

NOTE 1: P27 engine No. 60201.

CODE	PART NAME AND DESCRIPTION	NO. OF CYL.	PLYMOUTH	DODGE	DESOTO	CHRYSLER AND IMPERIAL	PER CAR	PART NUMBER
	Std., to .009 O/S	6	55-58	55-58	-	-	1	1653 371
	.020 to .029 O/S	6	55-58	55-58	-	-	1	1653 372
	.030 to .039 O/S	6	55-58	55-58	-	-	1	1843 373
	.040 to .049 O/S	6	55-58	55-58	-	-	1	1653 373
	.060 O/S	6	55-58	55-58	-	-	1	1653 374
	Std. to .009 O/S	8	56-57 (2)	-	-	-	1	1653 419
	.020 to .029 O/S	8	56-57 (2)	-	-	-	1	1653 420
	.040 to .049 O/S	8	56-57 (2)	-	-	-	1	1653 421
	.060 O/S	8	56 (2)	-	-	-	1	1653 422
	Std. to .009 O/S, C67	8	56 (3)	55-56	-	55	1	1653 383
	.020 to .029 O/S, C67	8	56 (3)	55-56	-	55	1	1653 384
	.040 to .049 O/S, C67	8	56 (3)	55-56	-	55	1	1653 385
	.060 O/S, C67	8	56 (3)	55-56	-	55	1	1653 386
	Std. to .009 O/S, LP2, LP2 Fury w/318 cu. in. Eng.	8	57-58 (1)	-	-	-	1	*1752 588
	.020 to .029 O/S, LP2, LP2 Fury w/318 cu. in. Eng.	8	57-58 (1)	-	-	-	1	*1752 589
	.040 to .049 O/S, LP2, LP2 Fury w/318 cu. in. Eng.	8	57-58 (1)	-	-	-	1	*1752 590
	Std. to .009 O/S, S27, LD2	8	-	57-58	57	-	1	1752 619
	.020 to .029 O/S, S27, LD2	8	-	57-58	57	-	1	1752 620
	.040 to .049 O/S, S27, LD2	8	-	57-58	57	-	1	1752 621
	Std. to .009 O/S	8	-	-	56	-	1	1653 304
	.020 to .029 O/S	8	-	-	56	-	1	1653 305
	.040 to .049 O/S	8	-	-	56	-	1	1653 306
	.060 O/S	8	-	-	56	-	1	*1752 592
	Std. to .009 O/S, S24 Adventurer	8	-	-	56	-	1	*1752 592
	.020 to .029 O/S, S24 Adventurer	8	-	-	56	-	1	*1752 593
	Std. to .009 O/S, S25, S26	8	-	-	57	-	1	1752 592
	.020 to .029 O/S, S25, S26	8	-	-	57	-	1	1752 593
	.040 to .049 O/S, S25, S26	8	-	-	57	-	1	1752 594
	Std. to .009 O/S, S26 Adventurer	8	-	-	57	-	1	1752 593
	.020 to .029 O/S, S26 Adventurer	8	-	-	57	-	1	1752 594
	Std. to .009 O/S, Fury, C68, C69, C71	8	56	-	-	55-56	1	1653 360
	.020 to .029 O/S, Fury, C68, C69, C71	8	56	-	-	55-56	1	1653 361
	.040 to .049 O/S, Fury, C68, C69, C71	8	56	-	-	55-56	1	1653 362
	.060 O/S, Fury, C68, C69, C71	8	56	-	-	55-56	1	1653 363
	Std. to .009 O/S, Fury w/350 cu. in. Eng., LD3, LS1	8	58	58	58	-	1	1843 333
	.020 to .029 O/S, Fury w/350 cu. in. Eng., LD3, LS1	8	58	58	58	-	1	1843 334
	.040 to .049 O/S, Fury w/350 cu. in. Eng., LD3, LS1	8	58	58	58	-	1	1843 335
	Std. to .009 O/S, LD2-D500, LD3-D500, LS2, LS3	8	-	58	58	-	1	1843 330
	.020 to .029 O/S, LD2-D500, LD3-D500, LS2, LS3	8	-	58	58	-	1	1843 331
	.040 to .049 O/S, LD2-D500, LD3-D500, LS2, LS3	8	-	58	58	-	1	1843 332
	Std. to .009 O/S, C70, C72, C73, C75, LC1, LC2	8	-	-	-	56-58	1	1653 447
	.020 to .029 O/S, C70, C72, C73, C75, LC1, LC2	8	-	-	-	56-58	1	1653 448
	.040 to .049 O/S, C70, C72, C73, C75, LC1, LC2	8	-	-	-	56-58	1	1653 449
	.060 O/S, C70, C72, C73, C75	8	-	-	-	56-57	1	1653 450
	Std. to .009 O/S, C76, IM, LC3, LY1	8	-	-	-	57-58	1	1752 596
	.020 to .029 O/S, C76, IM, LC3, LY1	8	-	-	-	57-58	1	1752 597
	.040 to .049 O/S, C76, IM, LC3, LY1	8	-	-	-	57-58	1	1752 598

NOTE 1: P31 with the Prefix "P" to the engine No.

NOTE 2: P29 FROM engine No. P29-1001 thru P29-40000 and P29-80001 thru P29-250000 and AFTER P29-274101 and for P31 with the prefix "LP" to the engine No.

NOTE 3: P29 FROM engine No. P29-41001 thru P29-80000 and P29-250001 thru P29-274009.

★ Indicates use as required.

Numerals in parentheses () refer to notes.

Printed in U.S.A.

⊠ Indicates parts not listed in any previous parts book.

Prices and specifications subject to change without notice.

* Indicates change or addition.

1955-58 PASSENGER CAR PARTS LIST

ENGINE

CODE	PART NAME AND DESCRIPTION	NO. OF CYL.	PLYMOUTH	DODGE	DESOTO	CHRYSLER AND IMPERIAL	PER CAR	PART NUMBER
9-36-0 PISTON PIN								
9-36-5	PIN, Std.	6	55-58	55-58	-	-	6	320 031
	.0006 O/S	6	55-58	55-58	-	-	6	956 561
	.003 O/S	6	55-58	55-58	-	-	6	208 483
	.008 O/S	6	55-58	55-58	-	-	6	208 485
	Std.	8	55	55	-	-	8	1328 777
	.003 O/S	8	55	55	-	-	8	1328 778
	.008 O/S	8	55	55	-	-	8	1328 779
	Std.	8	56-58 (2)	-	-	-	8	1618 738
	.003 O/S	8	56-58 (2)	-	-	-	8	1618 739
	.008 O/S	8	56-58 (2)	-	-	-	8	1618 740
	Std., D63-1	8	56 (1)	56	-	-	8	1671 031
	.003 O/S, D63-1	8	56 (1)	56	-	-	8	1671 032
	.008 O/S, D63-1	8	56 (1)	56	-	-	8	1671 033
	Std., D63-1 w/Power Package, D63-1 Texan, D63-2, D63-3, D63-D500, LD2	8	-	56-58	57	-	8	1635 802
	.003 O/S, D63-1 w/Power Package, D63-1 Texan, D63-2, D63-3, D63-D500, LD2	8	-	56-58	57	-	8	1635 803
	.008 O/S, D63-1 w/Power Package, D63-1 Texan, D63-2, D63-3, D63-D500, LD2	8	-	56-58	57	-	8	1635 804
	Std.	8	-	-	55	-	8	1327 412
	.003 O/S	8	-	-	55	-	8	1327 413
	.008 O/S	8	-	-	55	-	8	1327 414
	Std.	8	-	-	56	-	8	1635 802
	.003 O/S	8	-	-	56	-	8	1635 803
	.008 O/S	8	-	-	56	-	8	1635 804
	Std., C67	8	-	-	-	55	8	1613 131
	.003 O/S, C67	8	-	-	-	55	8	1613 132
	.008 O/S, C67	8	-	-	-	55	8	1613 133
	Std., C68, C69, C70	8	-	-	-	55	8	1324 477
	.003 O/S, C68, C69, C70	8	-	-	-	55	8	1324 478
	.008 O/S, C68, C69, C70	8	-	-	-	55	8	1324 479
	Std., C70, C72, C73	8	-	-	-	56	8	1632 093
	.003 O/S, C70, C72, C73	8	-	-	-	56	8	1632 094
	.008 O/S, C70, C72, C73	8	-	-	-	56	8	1632 095
	Std., C71	8	-	-	-	56	8	1634 856
	.003 O/S, C71	8	-	-	-	56	8	1634 857
	.008 O/S, C71	8	-	-	-	56	8	1634 858
	Std.	8	-	-	-	57-58	8	1821 348
	.003 O/S	8	-	-	-	57-58	8	1821 366
	.008 O/S	8	-	-	-	57-58	8	1821 367
9-36-7	RING, Retaining	6	55-58	55-58	-	-	12	200 434
	D63-1	8	55-56 (1)	55-56	-	-	16	1328 780
	D63-1 w/Power Package, D63-1 Texan, D63-2, D63-3, D63-D500, Fury w/350 cu.in. Eng., LD2	8	58	56-58	55-57	-	16	1326 479
		8	56-58 (3)	-	-	55-58	16	1324 470
9-38-0 PISTON EXPANDER								
9-38-1	EXPANDER PACKAGE	6	55-56	55-56	-	-	1	951 330

NOTE 1: P29 FROM engine No. P29-41001 thru P29-80000 and P29-250001 thru P29-274009.

NOTE 2: P29 FROM engine No. P29-1001 thru P29-40000 and P29-80001 thru P29-250000 and AFTER P29-274101.

NOTE 3: P29 FROM engine No. P29-1001 thru P29-40000 and P29-80001 thru P29-250000 and AFTER P29-274101 and P31 UP TO engine No. LP31 or P31-47532.

★ Indicates use as required.

Numerals in parentheses () refer to notes.

Printed in U.S.A.

☐ Indicates parts not listed in any previous parts book.

Prices and specifications subject to change without notice.

Feb. 20, 1958 Supersedes Oct. 10, 1957.

Page 9-46

* Indicates change or addition.

CODE	PART NAME AND DESCRIPTION	NO. OF CYL.	PLYMOUTH	DODGE	DESOTO	CHRYSLER AND IMPERIAL	PER CAR	PART NUMBER
9-39-0 VALVE								
9-39-1	GASKET PACKAGE, Valve Grinding	6	55-58	55-58	-	-	1	1325 976
	D55-1, D55-2	8	55	55	-	-	1	1643 112
	D55-3	8	-	55	-	-	1	1603 295
	LP2, LP2 Fury w/318 cu. in. Eng.	8	56-58 (1)	-	-	-	1	1752 444
	Fury w/350 cu. in. Eng., LD2-D500, LD3.	8	58	58	58	-	1	1843 263
	S27	8	56 (2)	56-57	57	-	1	1752 681
	D500	8	-	57	-	-	1	1843 308
	LD2	8	-	58	-	-	1	1879 317
		8	-	-	55	-	1	1603 277
		8	-	-	56	-	1	1653 414
	S25, S26	8	-	-	57	-	1	1752 446
	C67	8	-	-	-	55	1	1603 321
	C68, C69, C70	8	-	-	-	55	1	1643 254
	C70, C72, C73	8	-	-	-	56	1	1653 418
	C71	8	-	-	-	56	1	1653 416
	C75, LC1, LC2	8	-	-	-	57-58	1	1752 453
	C76, IM, LC3, LY1	8	-	-	-	57-58	1	1752 448
9-39-5	VALVE, Intake	6	55-58	55-58	-	-	6	1109 911
	Std., D55-1, D55-2	8	55-56	55-56	-	-	8	1614 664
	.005 O/S, D55-1, D55-2	8	55-56 (2)	55-56	-	-	8	1632 246
	.015 O/S, D55-1, D55-2	8	55-56 (2)	55-56	-	-	8	1632 247
	.030 O/S, D55-1, D55-2	8	55-56 (2)	55-56	-	-	8	1632 248
	D55-3	8	-	55	-	-	8	1613 752
	Std.	8	56-57 (1)	-	-	-	8	1618 675
	.005 O/S	8	56-57 (1)	-	-	-	8	1637 560
	.015 O/S	8	56-57 (1)	-	-	-	8	1637 561
	.030 O/S	8	56-57 (1)	-	-	-	8	1637 562
	Std., LP2, LP2 Fury, w/318 cu. in. Eng.	8	57-58 (3)	-	-	-	8	1821 238
	.005 O/S, LP2, LP2 Fury, w/318 cu. in. Eng.	8	57-58 (3)	-	-	-	8	1821 349
	.015 O/S, LP2, LP2 Fury, w/318 cu. in. Eng.	8	57-58 (3)	-	-	-	8	1821 350
	.030 O/S	8	57-58 (3)	-	-	-	8	1821 351
	Std., Fury w/350 cu. in. Eng., LD2-D500, LD3	8	58	58	58	-	8	1737 697
	.005 O/S, Fury w/350 cu. in. Eng., LD2-D500, LD3.	8	58	58	58	-	8	1739 609
	.015 O/S, Fury w/350 cu. in. Eng., LD2-D500, LD3.	8	58	58	58	-	8	1739 610
	.030 O/S, Fury w/350 cu. in. Eng., LD2-D500, LD3.	8	58	58	58	-	8	1739 611
	.005 O/S, D63-D500	8	-	56	-	-	8	1730 543
	.015 O/S, D63-D500	8	-	56	-	-	8	1730 544
	.030 O/S, D63-D500	8	-	56	-	-	8	1730 545
	D500 also use 381 875 Lock as required	8	-	56-57	-	-	8	1828 007
	Std., S27, UP TO	8	-	57 (4)	57 (4)	-	8	1736 086
	Std., S27, AFTER LD2	8	-	57-58 (4)	57 (4)	-	8	1821 239
	.005 O/S, S27, LD2	8	-	57-58	57	-	8	1821 355
	.015 O/S, S27, LD2	8	-	57-58	57	-	8	1821 356
	.030 O/S, S27, LD2	8	-	57-58	57	-	8	1821 357
		8	-	-	55	-	8	1613 729
	S25, S26	8	-	-	56-57	-	8	1635 780
	Std., C67, C71	8	-	-	-	55-56	8	1619 637
	.005 O/S, C67, C71	8	-	-	-	55-56	8	1632 249
	.015 O/S, C67, C71	8	-	-	-	55-56	8	1632 250
	.030 O/S, C67, C71	8	-	-	-	55-56	8	1632 251
	C68, C69, C70	8	-	-	-	55	8	1538 094
	C60, C72, C73	8	-	-	-	56	8	1634 743

NOTE 1: P29 FROM engine No. P29-1001 thru P29-40000 and P29-80001 thru P29-250000 and AFTER P29-274101 and P31 UP TO engine No. LP31 or P31-47532.

NOTE 2: P29 FROM engine No. P29-41001 thru P29-80000 and P29-250001 thru P29-274009.

NOTE 3: P31 AFTER engine No. LP31 or P31-47532.

NOTE 4: D66, D67, D70, D71, S27 engine No. K.D.S. 34807.

★ Indicates use as required.

Numerals in parentheses () refer to notes.

Printed in U.S.A.

⊠ Indicates parts not listed in any previous parts book.

Prices and specifications subject to change without notice.

* Indicates change or addition.

Page 9-47

May 12, 1958 Supersedes Feb. 20, 1958.

1955-58 PASSENGER CAR PARTS LIST

ENGINE

CODE	PART NAME AND DESCRIPTION	NO. OF CYL.	PLYMOUTH	DODGE	DESOTO	CHRYSLER AND IMPERIAL	PER CAR	PART NUMBER
	Std., C75, UP TO	8	-	-	-	57 (5)	8	1732 551
	.005 O/S, C75, UP TO	8	-	-	-	57 (5)	8	1732 552
	.030 O/S, C75, UP TO	8	-	-	-	57 (5)	8	1732 554
	Std., C75, AFTER LC1, LC2	8	-	-	-	57-58 (5)	8	1821 240
	.005 O/S, C75, AFTER LC1, LC2	8	-	-	-	57-58 (5)	8	1821 327
	.015 O/S, C75, AFTER LC1, LC2	8	-	-	-	57-58 (5)	8	1821 328
	.030 O/S, C75, AFTER LC1, LC2	8	-	-	-	57-58 (5)	8	1821 329
	C76, IM, UP TO	8	-	-	-	57 (4)	8	1733 440
	C76, IM, AFTER LC3, LY1	8	-	-	-	57-58 (4)	8	1821 241
9-39-6	VALVE, Exhaust	6	55-58	55-58	-	-	6	954 302
	Std., D55-1, D55-2, S27, LD2	8	55-56 (3)	55-58	57	-	8	1852 249
	.005 O/S, D55-1, D55-2, S27, LD2	8	55-56 (3)	55-58	57	-	8	1632 255
	.015 O/S, D55-1, D55-2, S27, LD2	8	55-56 (3)	55-58	57	-	8	1632 256
	.030 O/S, D55-1, D55-2, S27, LD2	8	55-56 (3)	55-58	57	-	8	1632 257
	D55-3 (also use 2 of 1614666)	8	-	55	-	-	8	1635 767
	Std.	8	56-57 (2)	-	-	-	8	1618 676
	.005 O/S	8	56-57 (2)	-	-	-	8	1637 563
	.015 O/S	8	56-57 (2)	-	-	-	8	1637 564
	.030 O/S	8	56-57 (2)	-	-	-	8	1637 565
	Std., LP2, LP2 Fury w/318 cu.in. Eng.	8	58	-	-	-	8	1852 248
	.005 O/S, LP2, LP2 Fury w/318 cu.in. Eng.	8	58	-	-	-	8	1637 563
	.015 O/S, LP2, LP2 Fury w/318 cu. in. Eng.	8	58	-	-	-	8	*1637 564
	.030 O/S, LP2, LP2 Fury w/318 cu.in. Eng.	8	58	-	-	-	8	*1637 565
	Std., Fury w/350 cu.in. Eng., LD2-D500, LD3	8	58	58	58	-	8	1737 698
	.005 O/S, Fury w/350 cu. in. Eng., LD2-D500, LD3	8	58	58	58	-	8	1739 612
	.015 O/S, Fury w/350 cu.in. Eng., LD2-D500, LD3	8	58	58	58	-	8	1739 613
	.030 O/S, Fury w/350 cu.in. Eng., LD2-D500, LD3	8	58	58	58	-	8	1739 614
	Std., D500	8	-	56	-	-	8	1827 958
	.005 O/S, D500	8	-	56	-	-	8	1730 547
	.015 O/S, D500	8	-	56	-	-	8	1730 548
	.030 O/S, D500	8	-	56	-	-	8	1730 549
	D500	8	-	57	-	-	8	1827 958
	S25, S26	8	-	-	55	-	8	1613 730
	Std., C67, C71, C75, LC1, LC2	8	-	-	56-57	-	8	1635 781
	.005 O/S, C67, C71, C75, LC1, LC2	8	-	-	-	55-58	8	*1619 638
	.015 O/S, C67, C71, C75, LC1, LC2	8	-	-	-	55-58	8	*1632 258
	.030 O/S, C67, C71, C75, LC1, LC2	8	-	-	-	55-58	8	*1632 259
	C68, C69, C70	8	-	-	-	55	8	*1632 260
	C70, C72, C73, C76, IM, LC3, LY1	8	-	-	-	56-58	8	1486 835
9-39-9	SEAT, Exhaust, Std.	6-8	55-57 (1)	55-57 (1)	-	-	★	868 888
	.010 O/S	6-8	55-57 (1)	55-57 (1)	-	-	★	868 889
	Std.	6	58	58	-	-	6	868 888
	.010 O/S	6	58	58	-	-	6	868 889
	Std.	8	-	-	55	-	8	1613 731
	.010 O/S	8	-	-	55	-	8	1613 732
	Std., C68, C69, C70, C72-300, C76-300, C76 w/Power Package, LC3-300	8	-	-	-	55-58	8	1486 836
	.010 O/S, C68, C69, C70, C72-300, C76-300, C76 w/Power Package, LC3-300	8	-	-	-	55-58	8	1486 912

NOTE 1: Used on the following 1955 Models P26, D56, D55-3 and also used for All 1956 6 cylinder Models only.

NOTE 2: P29 FROM engine No. P29-1001 thru P29-40000 and P29-80001 thru P29-250000 and AFTER P29-274101.

NOTE 3: P29 FROM engine No. P29-41001 thru P29-80000 and P29-250001 thru P29-274009.

NOTE 4: C76 engine No. NE57-3235, C76-300 engine No. 3NE57-1011, IM engine No. CE57-3167.

NOTE 5: C75 engine No. C75-1 - WE57-5449, C75-2 - LE57-3070.

★ Indicates use as required.

Numerals in parentheses () refer to notes.

Printed in U.S.A.

⊠ Indicates parts not listed in any previous parts book.

Prices and specifications subject to change without notice.

May 12, 1958 Supersedes Feb. 20, 1958.

Page 9-48

* Indicates change or addition.

CODE	PART NAME AND DESCRIPTION	NO. OF CYL.	PLYMOUTH	DODGE	DESOTO	CHRYSLER AND IMPERIAL	PER CAR	PART NUMBER
9-39-10	GUIDE	6	55-58	55-58	-	-	12	1124 959
	Intake Valve Stem, D55-3 UP TO	8	-	55	55 (2)	-	8	1328 797
	D500, S25, S26, AFTER	8	-	56-57	55-57 (2)	-	8	1630 920
	C70, C72, C73, C76, IM, LC3, LY1	8	-	-	-	56-58	8	1634 790
	C68, C69, C70	8	-	-	-	55	8	1486 909
	Exhaust Valve Stem, D55-3, D500, S25, S26	8	-	55-57	55-57	-	8	1634 448
	C68, C69, C70, C72, C73, C76, IM, LC3, LY1	8	-	-	-	55-58	8	1486 911
9-39-11	SEAL, Intake Valve Stem Oil, S24 Adventurer, S26 Adventurer, UP TO	8	55	55 (5)	55-57	55	8	1558 025
9-39-14	SHIELD, Intake Valve Stem Oil, C67, C71, LD2 Fury w/350 cu. in. Eng., LD2-D500, LD3	8	55-58	55-58	56-57	55-58	8	*1630 241
	Fury w/350 cu. in. Eng., LD2-D500, LD3	8	58	58	58	-	8	*1858 782
9-39-15	SPRING	6	55-58	55-58	-	-	12	869 073
	D55-1, D55-2	8	55	55	-	-	16	1617 242
	LP2, LP2 Fury, w/318 cu. in. Eng., LD2, C67, AFTER	8	56-58	55-58 (5)	56-57	55-58	16	1739 534
	LD3	8	-	58	58	-	16	1827 388
	Fury w/350 cu. in. Eng., LD2-D500, LD3-D500 Adventurer	8	58	58	58	-	16	1855 042
	Inner, D55-3, C68, C69, C70, UP TO	8	-	55 (5)	55	55	16	1538 913
	Outer, D55-3, UP TO	8	-	55 (5)	55	-	16	1403 374
	Inner, D500, S24 Adventurer, S26 Adventurer, C72-300, C76-300, C76 w/Power Package, LC3-300	8	-	56-57	56-57	56-58	16	1555 166
	Outer, D500, S24 Adventurer, S26 Adventurer, C72-300, C76-300, C76 w/Power Package	8	-	56-57	56-57	56-58	16	1555 167
	Exhaust Valve, w/DAMPER, LC3-300, UP TO Intake Valve, w/DAMPER (also use one of 1630 241 Oil Shield) LC3-300, UP TO	8	-	-	-	58 (9)	8	*1855 160
	LC3-300 AFTER	8	-	-	-	58 (9)	8	*1944 554
	C68, C69, C70	8	-	-	-	58 (9)	16	E1944 554
9-39-16	RETAINER, Spring	6	55-58	55-58	-	-	12	1538 870
	S24 Adventurer, S26 Adventurer, C67, UP TO	8	-	-	56-57	55 (1)	16	1313 268
	D55-1, D55-2, C67, AFTER	8	55-58	55-58 (5)	56-58	55-58 (1)	16	1555 781
	Intake, D55-3, C68, C69, C70, UP TO	8	-	55 (5)	55	55	8	1619 636
	Exhaust, D55-3, C68, C69, C70, UP TO	8	-	55 (5)	55	55	8	1324 502
9-39-17	LOCK, Spring Retainer	6	55-58	55-58	-	-	24	1324 503
	D55-1, D55-2, C67 AFTER	8	55-56	55-56 (5)	-	55-56 (1)	32	395 931
	D55-3, C67, C68, C69, C70, UP TO	8	-	55 (5)	55	55 (1)	32	1614 666
	UP TO	8	57 (6)	57 (8)	57 (8)	57 (7)	32	381 875
	Intake Valve, S25, S26, AFTER	8	57-58 (6)	57-58 (8)	56-58 (8)	57-58 (7)	16	1614 666
	Exhaust Valve, S25, S26, AFTER	8	57-58 (6)	57-58 (8)	56-58 (8)	57-58 (7)	16	381 875
9-39-21	SPACER, Spring Retainer	8	56-58 (3)	-	-	-	16	1614 666
	D55, S23, LD2	8	55-56 (4)	55-58	55-57	55-58	16	1639 947
	D500, S26 Adventurer, Thin	8	-	57	57	-	★	1400 482
	Fury w/350 cu. in. Eng., LD2-D500, LD3	8	58	58	58	-	16	1733 874
								1859 144
9-40-0	VALVE SPRING COVER OR VALVE TAPPET COVER							
9-40-1	GASKET SET	6	55-58	55-58	-	-	1	980 583
9-40-3	COVER	6	55-58	55-58	-	-	2	600 881
	S27	8	55-56 (4)	55-57	57	-	1	1404 707
	LD2	8	-	58	-	-	1	1821 685
	Inner, S25, S26	8	-	-	55-57	-	1	1328 040
	Outer, S25, S26	8	-	-	55-57	-	1	1328 046
	w/Fuel Injection, LC3-300	8	-	-	-	55-58	1	1738 375
	Screw or Bolt, 5/16"-18 x 5/8"	8	55-56	55-56	-	58	1	1852 002
	Screw or Bolt, 5/16"-18 x 3/4"	6	-	-	55	55	8	180 075
9-40-4	GASKET, S27, LD2	8	55-56	55-58	57	-	1	180 077
	S25, S26	8	-	-	55-57	-	2	1328 820
		8	-	-	-	55-58	1	1328 047
		8	-	-	-	55-58	1	1325 006

NOTE 1: C67 engine No. WE55-1493 for intake valve and WE55-1965 for Exhaust Valve.

NOTE 2: S21 engine No. 31855, S22 engine No. 61779.

NOTE 3: P29 FROM engine No. P29-1001 thru P29-40000 and P29-80001 thru P29-250000 and AFTER P29-274101.

NOTE 4: P29 FROM engine No. P29-41001 thru P29-80000 and P29-250001 thru P29-274009.

NOTE 5: D55-3 engine No. 90516.

NOTE 6: P31 engine No. LP31 or P31-47532.

NOTE 7: C75 engine No. C75-1 - WE57-5449, C75-2 LE57-3070, C76 engine No. NE57-3235, C76-300 engine No. 3NE57-1011, IM engine No. CE57-3167.

NOTE 8: D66, D67, D70, D71, S27 engine No. K.D.S. 34807.

NOTE 9: LC3-300 engine No. 58N3-1667.

★ Indicates use as required.

Numerals in parentheses () refer to notes.

Printed in U.S.A.

E Indicates parts not listed in any previous parts book.

Prices and specifications subject to change without notice.

* Indicates change or addition.

1955-58 PASSENGER CAR PARTS LIST

ENGINE

CODE	PART NAME AND DESCRIPTION	NO. OF CYL.	PLYMOUTH	DODGE	DESOTO	CHRYSLER AND IMPERIAL	PER CAR	PART NUMBER
9-40-12	SCREW	6	55-58	55-58	-	-	4	693 958
	S25, S26, UP TO	8	-	-	55-57	55-57 (5)	8	1407 234
	AFTER	8	-	-	-	57-58 (5)	8	1825 934
9-40-18	BAFFLE, Tappet	6	55-58	55-58	-	-	2	1634 269
	Chamber	6	55-58	55-58	-	-	1	1634 270
9-40-20	SEAL, Outer Baffle, UP TO	8	-	-	-	55 (4)	1	1613 715
	AFTER	8	-	-	-	55-58 (4)	2	1634 451
9-41-0 VALVE TAPPET								
9-41-4	TAPPET, Std.	6	55-58	55-58	-	-	12	866 891
	.001 O/S	6	55-58	55-58	-	-	12	866 892
	.008 O/S	6	55-58	55-58	-	-	12	1123 383
	.030 O/S	6	55-58	55-58	-	-	12	1123 384
	Std., D63-D500	8	-	56	-	-	16	1673 721
	.001 O/S, D63-D500	8	-	56	-	-	16	1673 752
	.008 O/S, D63-D500	8	-	56	-	-	16	1673 753
	.030 O/S, D63-D500	8	-	56	-	-	16	1673 754
	Std., except S24 Adventurer, S26 Adventurer, C68-300, C72-300 UP TO	8	55-56 (2)	55-57	55-57	55-57 (6)	16	*1555 176
	.001 O/S, except S24 Adventurer, S26 Adventurer, C68-300, C72-300 UP TO	8	55-56 (2)	55-57	55-57	55-57 (6)	16	*1555 177
	.008 O/S, except S24 Adventurer, S26 Adventurer, C68-300, C72-300 UP TO	8	55-56 (2)	55-57	55-57	55-57 (6)	16	*1555 178
	.030 O/S, except S24 Adventurer, S26 Adventurer, C68-300, C72-300 UP TO	8	55-56 (2)	55-57	55-57	55-57 (6)	16	*1555 179
	Std., LP2, LP2 Fury w/318 cu. in. Eng.	8	56-58 (1)	-	-	-	16	*1614 730
	.001 O/S, LP2, LP2 Fury w/318 cu.in. Eng.	8	56-58 (1)	-	-	-	16	*1614 731
	.008 O/S, LP2, LP2 Fury w/318 cu.in. Eng.	8	56-58 (1)	-	-	-	16	*1614 732
	.030 O/S, LP2, LP2 Fury w/318 cu.in. Eng.	8	56-58 (1)	-	-	-	16	*1614 733
	Std., Fury w/350 cu.in. Eng., AFTER	8	58	58	58	57-58 (6)	16	*1851 904
	.001 O/S, Fury w/350 cu. in. Eng., AFTER	8	58	58	58	57-58 (6)	16	*1851 905
	.008 O/S, Fury w/350 cu. in. Eng., AFTER	8	58	58	58	57-58 (6)	16	*1851 906
	.030 O/S, Fury w/350 cu. in. Eng., AFTER	8	58	58	58	57-58 (6)	16	*1851 907
	Std., S24 Adventurer, S26 Adventurer	8	-	-	56-57	-	16	1731 618
	.001 O/S, S24 Adventurer, S26 Adventurer	8	-	-	56-57	-	16	1731 619
	.008 O/S, S24 Adventurer, S26 Adventurer	8	-	-	56-57	-	16	1731 620
	.030 O/S, S24 Adventurer, S26 Adventurer	8	-	-	56-57	-	16	1731 621
	Std., C68-300, LC3-300	8	-	-	-	55-58	16	1635 737
	.001 O/S, C68-300, LC3-300	8	-	-	-	55-58	16	1638 881
	.008 O/S, C68-300, LC3-300	8	-	-	-	55-58	16	1638 882
	.030 O/S, C68-300, LC3-300	8	-	-	-	55-58	16	1638 883
	Std., C72-300, C76-300, C76 w/Power Package	8	-	-	-	56-57	16	1673 721
	.001 O/S, C72-300, C76-300, C76 w/Power Package	8	-	-	-	56-57	16	1638 881
	.008 O/S, C72-300, C76-300, C76 w/Power Package	8	-	-	-	56-57	16	1638 882
	.030 O/S, C72-300, C76-300, C76 w/Power Package	8	-	-	-	56-57	16	1638 883
9-41-5	SCREW, Adjusting	6	55-58	55-58	-	-	12	681 544
9-41-12	RETAINER, Plunger	8	55-56 (2)	55-58	55-58	55-58	16	1489 340
	Fury	8	58	-	-	-	16	1489 340
9-42-0 VALVE PUSH ROD								
9-42-1	ROD, Valve Push, D55-1, D55-2	8	55	55	-	-	16	1557 134
	D63-1	8	56-58 (1)	-	-	-	16	1637 721
	Fury w/350 cu.in. Eng., LD2-D500, LD3	8	56 (2)	56	-	-	16	1635 738
	D63-1 Texan, D63-1 w/Power Package, D63-2, D63-3, S27, UP TO	8	-	56-57 (3)	57 (3)	-	16	*1407 124
	S27, AFTER, LD2	8	-	57-58 (3)	57 (3)	-	16	1826 108
NOTE 1: P29 FROM engine No. P29-1001 thru P29-40000 and P29-80001 thru P29-250000 and AFTER P29-274101.								
NOTE 2: P29 FROM engine No. P29-41001 thru P29-80000 and P29-250001 thru P29-274009.								
NOTE 3: D66, D67, D70, D71, S27, engine No. KDS-11497.								
NOTE 4: C67 Engine No. WE55-4966, C68 Engine No. NE55-27008 and C69, C70 Engine No. CE55-1056.								
NOTE 5: C75-1 Engine No. WE57-15022, C75-2 LE57-8083, C76 Engine No. NE57-8532, IM Engine No. CE57-7960.								
NOTE 6: C75-1 Engine No. WE57-45925, C75-2 LE57-31150, C76 Engine No. NE57-33464, IM Engine No. CE57-35802.								

★ Indicates use as required.

Numerals in parentheses () refer to notes.

Printed in U.S.A.

☐ Indicates parts not listed in any previous parts book.

Prices and specifications subject to change without notice.

Feb. 20, 1958 Supersedes Oct. 10, 1957.

Page 9-50

* Indicates change or addition.

CODE	PART NAME AND DESCRIPTION	NO. OF CYL.	PLYMOUTH	DODGE	DESOTO	CHRYSLER AND IMPERIAL	PER CAR	PART NUMBER
	C67, C71, C75, LC1, LC2	8	-	-	-	55-58	16	1556 209
	Intake Valve Push, D55-3	8	-	55	-	-	8	1611 856
	D63-D500	8	-	56	-	-	8	1730 565
	D500	8	-	57	-	-	8	1821 998
		8	-	-	55	-	8	1408 564
		8	-	-	56	-	8	1556 209
	S25, S26	8	-	-	57	-	8	1635 775
	C68, C69, C70, C72, C73	8	-	-	-	55-56	8	1486 906
	C68-300, C72-300	8	-	-	-	55-56	8	1538 121
	C76, IM, LC3, LY1	8	-	-	-	57-58	8	1674 608
	C76-300, C76 w/Power Package, LC3-300	8	-	-	-	57-58	8	1731 558
	Exhaust Valve Push, D55-3	8	-	55	-	-	8	1611 857
	D63-D500	8	-	56	-	-	8	1730 567
	D500	8	-	57	-	-	8	1821 997
		8	-	-	55	-	8	1408 565
		8	-	-	56	-	8	1635 776
	S25, S26	8	-	-	57	-	8	1731 711
	C68, C69, C70, C72, C73	8	-	-	-	55-56	8	1486 907
	C68-300, C72-300	8	-	-	-	55-56	8	1538 122
	C76, IM, LC3, LY1	8	-	-	-	57-58	8	1674 609
	C76-300, C76 w/Power Package, LC3-300	8	-	-	-	57-58	8	1731 559
9-43-0 VALVE ROCKER								
9-43-1	ROCKER, Intake Valve, D55-1, D55-2	8	55	55	-	-	8	1552 964
	D55-3	8	-	55	-	-	8	1328 800
	LP2, LP2 Fury w/318 cu. in. Eng.	8	56-58 (1)	-	-	-	8	*1632 131
	S27, LD2	8	56 (2)	56-58	57	-	8	1634 370
	D500	8	-	56	-	-	8	1615 900
	D500	8	-	57	-	-	8	1328 800
	S25, S26	8	-	-	55-57	-	8	1327 442
	C67, C71, C75, LC1, LC2	8	-	-	-	55-58	8	1551 621
	C68, C69, C70, C72, C73, C76, IM, LC3, LY1	8	-	-	-	55-58	8	1323 353
	C68-300, C72-300, C76-300, C76 w/Power Package, LC3-300	8	-	-	-	55-58	8	1535 011
	Exhaust Valve, D55-1, D55-2	8	55	55	-	-	8	1552 965
	D55-3	8	-	55	-	-	8	1328 804
	LP2, LP2 Fury w/318 cu. in. Eng.	8	56-58 (1)	-	-	-	8	*1632 132
	S27, LD2	8	56 (2)	56-58	57	-	8	1634 350
	D500	8	-	56	-	-	8	1615 901
	D500	8	-	57	-	-	8	1328 804
	S25, S26	8	-	-	55-57	-	8	1327 446
	C67, C71, C75, LC1, LC2	8	-	-	-	55-58	8	1556 206
	C68, C69, C70, C72, C73, C76, IM, LC3, LY1	8	-	-	-	55-58	8	1323 354
	C68-300, C72-300, C76-300, C76 w/Power Package, LC3-300	8	-	-	-	55-58	8	1535 012
	ROCKER, Valve, Right, Fury w/350 cu. in. Eng., LD2-D500, LD3	8	58	58	58	-	8	1737 646
	Left, Fury w/350 cu. in. Eng., LD2-D500, LD3	8	58	58	58	-	8	1737 645
9-43-3	SCREW, Adjusting C68-300, C72-300, C76-300, C76 w/Power Package, LC3-300	8	-	-	-	55-58	16	1535 013
	D500	8	56-58 (1)	56	-	-	16	1632 217
9-43-4	NUT, Adjusting Screw Lock, C68-300, C72-300, C76-300, C76 w/Power Package, LC3-300	8	-	-	-	55-58	16	1535 014
9-43-5	SPACER, Fury w/350 cu. in. Eng., LD2-D500, LD3	8	58	58	58	-	8	1737 756
9-43-9	SHAFT, D55-1, D55-2, S27, LD2	8	55-56 (2)	55-58	57	-	2	1552 959
	LP2, LP2 Fury w/318 cu. in. Eng.	8	56-58 (1)	-	-	-	2	*1618 671
	Fury w/350 cu. in. Eng., LD2-D500, LD3	8	58	58	58	-	2	1821 393
	C67, C71, C75, LC1, LC2	8	-	-	-	55-58	2	1556 464
	Intake, D55-3, D500	8	-	55-57	-	-	2	1328 801
	S25, S26	8	-	-	55-57	-	2	1327 443
	C68, C69, C70, C72, C73, C76, IM, LC3, LY1	8	-	-	-	55-58	2	1324 481
	Exhaust, D55-3, D500	8	-	55-57	-	-	2	1328 805
	S25, S26	8	-	-	55-57	-	2	1327 447
	C68, C69, C70, C72, C73, C76, IM, LC3, LY1	8	-	-	-	55-58	2	1324 482

NOTE 1: P29 FROM engine No. P29-1001 thru P29-40000 and P29-80001 thru P29-250000 and AFTER P29-274101.

NOTE 2: P29 FROM engine No. P29-41001 thru P29-80000 and P29-250001 thru P29-274009.

★ Indicates use as required.

Numerals in parentheses () refer to notes.

Printed in U.S.A.

□ Indicates parts not listed in any previous parts book.

Prices and specifications subject to change without notice.

* Indicates change or addition.

1955-58 PASSENGER CAR PARTS LIST

ENGINE

CODE	PART NAME AND DESCRIPTION	NO. OF CYL.	PLYMOUTH	DODGE	DESOTO	CHRYSLER AND IMPERIAL	PER CAR	PART NUMBER
	Pin, stght., D55-3, D500, C68, C69, C70	8	-	55-57	55-56	55-56	4	142 520
	Pin, cotter, D55-3, D500, C68, C69, C70	8	-	55-57	55-56	55-56	4	103 380
	Pin, cotter, C67	8	-	-	-	55	4	108 636
	Screw, 3/8"-16 x 2 1/4"	8	56	56	-	-	4	192 933
9-43-10	BRACKET, Shaft, D55-1, D55-2, S27, LD2	8	55-56 (3)	55-58	57	-	10	1552 961
	C67, C71, C75, LC1, LC2	8	-	-	-	55-58	10	1556 452
	End and Center, Fury w/350 cu.in. Eng., LD2-D500, LD3	8	58	58	58	-	6	1739 594
	Intermediate, Fury w/350 cu.in. Eng., LD2-D500, LD3	8	58	58	58	-	4	1739 595
	No. 1 left bank and No. 5 right bank, D55-3, D500	8	-	55-57	-	-	2	1328 807
	S25, S26	8	-	-	55-57	-	2	1327 449
	C68, C69, C70, C72, C73, C76, IM, LC3, LY1	8	-	-	-	55-58	2	1324 492
	No. 2 left bank and No. 4 right bank, D55-3, D500	8	-	55-57	-	-	2	1328 808
	S25, S26	8	-	-	55-57	-	2	1327 450
	C68, C69, C70, C72, C73, C76, IM, LC3, LY1	8	-	-	-	55-58	2	1324 493
	Nos. 3 and 4 left bank and No. 2 and 3 right bank, D55-3, D500	8	-	55-57	-	-	4	1328 809
	S25, S26	8	-	-	55-57	-	4	1327 451
	C68, C69, C70, C72, C73, C76, IM, LC3, LY1	8	-	-	-	55-58	4	1324 494
	No. 5 left bank and No. 1 right bank, D55-3, D500	8	-	55-57	-	-	2	1328 810
	S25, S26	8	-	-	55-57	-	2	1327 452
	C68, C69, C70, C72, C73, C76, IM, LC3, LY1	8	-	-	-	55-58	2	1324 495
	Plug, C68, C69, C70, UP TO	8	-	-	-	55 (1)	2	110 409
	Screw or Bolt, 3/8"-16 x 2 3/8", D55-1, D55-2	8	55	55	-	-	4	189 301
	Washer, lock, D55-1, D55-2	8	55	55	-	-	4	120 382
9-43-14	SPRING, Shaft, LD2	8	55-56 (3)	55-58	55-57	55-58	★	*1324 449
		8	56-58 (2)	-	-	-	8	1632 106
9-43-18	DOWEL, Shaft Bracket, D55-3, AFTER, D500, S25, S26, C76, IM, LC3, LY1	8	-	55-57	55-57	55-58 (1)	10	1323 417
	Short, C68, C69, C70 UP TO	8	-	-	-	55 (1)	8	1323 417
	Long, C68, C69, C70 UP TO	8	-	-	-	55 (1)	2	1323 418
9-43-19	PLUG, Shaft	8	55-58	55-58	55-58	55-58	★	1324 268
9-43-20	SLEEVE, Shaft Bracket, C67, C71, C75, LC1, LC2	8	-	-	-	55-58	4	*1556 455
9-43-22	STUD, Shaft Bracket, D55-1, D55-2, S27, LD2	8	55-56 (3)	55-58	57	-	4	1552 963
	Nut	8	55-56	55-56	-	-	4	120 369
	Washer, lock	8	55-56	55-56	-	-	4	120 382
9-43-23	WASHER, Shaft Bracket Stud or Screw, D55-1, D55-2, S27	8	55-56 (3)	55-57	57	-	★	1536 242
	Fury w/350 cu. in. Eng., LD2-D500, LD3	8	58	58	58	-	10	1536 242
9-43-26	SCREW, Shaft Bracket Locating, D55-1, D55-2, S27, LD2	8	55-56 (3)	55-58	57	-	2	1558 977
		8	56-58 (2)	-	-	-	2	1670 476
	Washer, lock	8	55-56	55-56	-	-	2	120 383
9-43-27	WASHER, Shaft Bracket Locating Screw, D55-1, D55-2, S27, LD2	8	55-56 (3)	55-58	57	-	2	1559 597
9-45-0	FLYWHEEL							
9-45-1	FLYWHEEL, Std. Clutch	6-8	55-56	55-56	55-56	55-56	1	1615 533
	11" Clutch, S22	6-8	55	55	55	-	1	1120 458
	11" Clutch, S23, C72, 300	8	-	56	56	56	1	1638 321
	S25, S27, C75-1	6-8	57-58	57-58	57	57	1	1730 432
	11" Clutch, Fury, LS1, LS2	8	58	57-58	57-58	57	1	1735 926
9-45-2	GEAR, Flywheel or Fluid Drive or Torque Converter Ring	6-8	55-56	55-56	55-56	55-56	1	1138 903
		6-8	57-58	57-58	57-58	57-58	1	1673 646

NOTE 1: C68 engine No. NE 55-6497, C69, C70 engine No. CE-1383.

NOTE 2: P29 FROM engine No. P29-1001 thru P29-40000 and P29-80001 thru P29-250000 and AFTER P29-274101.

NOTE 3: P29 FROM engine No. P29-41001 thru P29-80000 and P29-250001 thru P29-274009.

★ Indicates use as required.

Numerals in parentheses () refer to notes.

Printed in U.S.A.

‡ Indicates parts not listed in any previous parts book.
Feb. 20, 1958 Supersedes Oct. 10, 1957.

Prices and specifications subject to change without notice.
* Indicates change or addition.

CODE	PART NAME AND DESCRIPTION	NO. OF CYL.	PLYMOUTH	DODGE	DESOTO	CHRYSLER AND IMPERIAL	PER CAR	PART NUMBER
9-45-6	BOLT.	6	55-57	55-57	-	-	6	1557 704
	C67, C71, LD2	8	55-57	55-58	55-57	55-57	8	871 685
	11" Clutch, S22	6-8	55	55	55	-	8	675 177
	LD1, LD2-D500, LD3	6-8	58	58	58	-	6	1557 704
	Washer, lock.	6-8	55-56	55-56	55-56	55-56	★	120 383
	Washer, lock, 11" Clutch, S22.	6-8	55	55	55	-	★	136 857
9-45-7	NUT, Bolt	6-8	55-58	55-58	55-58	55-58	6	675 594
9-46-0 TORQUE CONVERTER								
9-46-4	TORQUE CONVERTER, P28, D63-2, D63-3, S22, S23, C67, C71, C68-300, UP TO	6-8	55-56	55-56 (1)	55-56	55-56	1	1555 789
	D63-1 All, D63-2, D63-3, AFTER, D63-D500	8	56	56 (1)	-	56	1	1672 124
	P30, D72, C75-1.	6-8	57	57	-	57	1	1731 863
		6	58	58	-	-	1	1731 863
	C75-2, LC1, LC2, UP TO	8	-	-	-	57-58 (3)	1	*1787 550
	LP2, LP2 Fury w/318 cu.in. Eng., LD2, UP TO	8	57-58 (3)	57-58 (3)	57	-	1	*1731 862
	LD2 AFTER	8	58 (3)	58 (3)	-	58 (3)	1	*1823 934
	Fury w/350 cu.in. Eng., LD2-D500, LD3, LC3, LY1	8	58	58	58	58	1	1731 860
	C68, C69, C70	8	-	-	-	55	1	1539 588
	S21, S24, C70, C71 w/Power Package, C72, C73	8	-	-	55-56	56	1	1566 239
	C76. IM	8	-	-	-	57	1	1731 860
9-46-10	STUD, Torque Converter Crankshaft	6-8	55-58	55-58	55-58	55-58	8	1061 157
	Washer, lock.	6-8	55-56	55-56	55-56	55-56	8	136 857
9-46-11	NUT, Torque Converter Crankshaft Stud	6-8	55-58	55-58	55-58	55-58	8	675 594
9-46-25	PLUG, Filler.	6-8	55-56	55-56	55-56	55-56	2	444 614
9-46-27	TUBE, Oil Cooler, Inlet, S21, S24, AFTER for 1956 Chrysler	8	-	-	55-56	56	1	861 839
	C68, C69, C70, C71 w/Power Package, C72, C73 UP TO for 1956 Chrysler	8	-	-	-	55-56	1	861 840
	Outlet, S21, S24	8	-	-	55-56	-	1	861 844
	C68, C69, C70, C71 w/Power Package, C72, C73	8	-	-	-	55-57	1	861 845
	Inlet, Fury w/350 cu.in. Eng., LD2-D500, LD3	8	58	58	58	57-58	1	861 846
	Outlet, Fury w/350 cu.in. Eng., LD2-D500, LD3	8	58	58	58	58	1	861 845
	Connector	8	-	-	-	55-56	★	137 406
	Elbow, S21	8	-	-	55-56	55-56	★	116 341
	Elbow, S21	8	-	-	55-56	55-56	★	137 422
	Nut, S21	8	-	-	55-56	55-56	★	137 398
9-46-29	WASHER, Oil Cooler Bracket, S21, S24, C68, C69, C70.	8	-	-	55-56	55	1	35 221
9-46-31	COOLER, Oil, S21, S24	8	-	-	55-56	-	1	1403 984
	C68, C69, C70, C71 w/Power Package, C72, C73	8	-	-	-	55-56	1	1558 385
	LD3, C75-2	8	-	58	58	57	1	1754 877
	LD2-D500, LD3, LS1, LC3, LY1, except California built.	8	-	58	58	58	1	*1832 240
	Screw or Bolt, 3/8"-16 x 1".	8	-	-	-	55-56	2	180 122
	Washer, lock.	8	-	-	-	55-56	2	120 382
9-46-32	GASKET, Oil Cooler, S21, S24, C68, C69, C70, C71 w/Power Package, C72, C73.	8	-	-	55-56	55-56	1	1326 619
9-46-33	BRACKET, Oil Cooler Tube, S21, S24, 3 7/8" long	8	-	-	55-56	-	1	1554 467
	3 1/8" long, C68, C69, C70, C71, w/Power Package, C72, C73	8	-	-	-	55-56	1	1326 837
	2 1/8" long, S21, S24, C68, C69, C70, C71 w/Power Package, C72, C73	8	-	-	55-56	55-56	1	1558 026
	C76, IM, LC2	8	58	58	58	57-58 (2)	1	*1736 339
	Screw or Bolt, 5/16"-18 x 5/8"	8	-	-	55	55-56	1	180 075
	Washer, lock	8	-	-	55	55-56	1	120 214

NOTE 1: D63-2, D63-3 engine No. 46236.

NOTE 2: LC2 FROM Engine No. 58S-1201 thru 58S-1500.

NOTE 3: LP2 engine No. LP8-132171, LD2 engine No. L325-43951, LC1-58W-24419, LC2-58S-14946.

★ Indicates use as required.

Numerals in parentheses () refer to notes.

Printed in U.S.A.

☐ Indicates parts not listed in any previous parts book.

Prices and specifications subject to change without notice.

* Indicates change or addition.

1955-58 PASSENGER CAR PARTS LIST

ENGINE

CODE	PART NAME AND DESCRIPTION	NO. OF CYL.	PLYMOUTH	DODGE	DESOTO	CHRYSLER AND IMPERIAL	PER CAR	PART NUMBER
9-46-34	CLIP, Oil Cooler Tube Bracket, S21, S24, C68, C69, C70, C71 w/Power Package, C72, C73	8	-	-	55-56	55-56	★	1406 192
	C76, IM, LD2-D500, LD3, LC2	8	58	58	58	57-58 (2)	1	*1736 421
	Screw, No. 12-24 x 1/2"	8	-	-	55-56	55-56	★	121 742
9-46-88	SHIM, Drive Flange, .002	6-8	55-57	55-57	55-57	55-57	★	1610 442
	.003	6-8	55-57	55-57	55-57	55-57	★	1610 443
	.005	6-8	55-57	55-57	55-57	55-57	★	1610 444
9-46-90	HOUSING, S22, C67, C68-300, C72-300, S23, C71, UP TO	6-8	55-56 (1)	55-56 (1)	55-56	55-56	1	1617 845
	D72 All, AFTER	6-8	56-57 (1)	56-57 (1)	-	-	1	1630 862
		6	58	58	-	-	1	1630 862
	LP2, LP2 Fury w/318 cu.in.Eng. UP TO . .	8	58 (3)	-	-	-	1	*1630 862
	Fury w/350 cu.in. Eng., LD2-D500, LD3 . .	8	58	58	58	-	1	1736 436
	D63	8	-	56	-	-	1	1617 845
	S21, S24, C68, C69, C70, C71 w/Power Package, C72, C73	8	-	-	55-56	55-56	1	1617 847
	C75-1, LD2 UP TO	8	-	57-58 (3)	57	57	1	*1731 853
	C75-2, C76, IM	8	-	-	-	57-58	1	1630 793
	LD2 AFTER	8	58 (3)	58 (3)	-	-	1	E1853 901
	Screw or Bolt, 3/8"-16 x 3", to block . . .	8	55	55	55	55	★	180 138
	Screw or Bolt, 3/8"-16 x 2", to block . .	6-8	55-56	55-56	55-56	55-56	★	180 138
	Washer, lock	6-8	55-56	55-56	55-56	55-56	★	120 382
	Screw, 3/8"-16 x 1 1/2", to adapter plate	6-8	55-56	55-56	55-56	55-56	★	180 126
	Washer, lock	6-8	55-56	55-56	55-56	55-56	★	120 382
9-46-91	PLATE, Housing Adapter, UP TO	6	55-56 (1)	55-56 (1)	-	-	1	1613 712
	UP TO	8	55-56 (1)	55-56	55-56	55-56	1	1613 713
	AFTER	6	56 (1)	56 (1)	-	-	1	1630 850
		6	57-58	57-58	-	-	1	1731 578
	AFTER	8	56 (1)	-	-	-	1	1630 841
	LD2	8	57-58	57-58	57	57-58	1	1731 579
	Screw, 3/8"-16 x 1 1/2", to housing . . .	6-8	55-56	55-56	55-56	55-56	★	180 126
	Screw or Bolt, 3/8"-16 x 1 1/4", block to plate	6-8	55-56	55-56	55-56	55-56	2	180 124
	Screw or Bolt, 7/16"-14 x 1 3/8", block to plate	6-8	55-56	55-56	55-56	55-56	★	180 148
	Washer, lock	6-8	55-56	55-56	55-56	55-56	★	120 382
	Washer, lock	6-8	55-56	55-56	55-56	55-56	★	120 383
9-46-92	BRACKET, Adapter Plate, Right, UP TO . .	6	55-56 (1)	55-56 (1)	-	-	1	1483 662
	Left, UP TO	6	55-56 (1)	55-56 (1)	-	-	1	1613 150
	Right, AFTER	6	56-58 (1)	56-57 (1)	-	-	1	1674 576
	Left, AFTER	6	56-58 (1)	56-57 (1)	-	-	1	1674 577
	Screw or Bolt, 3/8"-16 x 1 1/4"	6	55-56	55-56	-	-	★	180 124
	Washer, lock	6	55-56	55-56	-	-	★	120 382
9-46-93	COVER, Housing Dust, UP TO	6-8	55-56 (1)	55-56 (1)	55-56	55-56	1	1409 579
	AFTER	6-8	56-57 (1)	56-57 (1)	57-58	57-58	1	1638 598
	LD2, LP2, LP2 Fury w/318 cu.in. Eng. . . .	8	58	58	-	-	1	1638 598
	Fury, w/350 cu.in. Eng., LD2-D500, LD3 . .	8	58	58	58	-	1	1823 548
	Screw, 5/16"-18 x 5/8"	8	-	-	55	-	4	180 075
9-46-94	DOWEL, Housing Adapter Plate	6-8	55	55	55	55	2	1533 923
		6-8	56	56	56	56	2	1639 173
		6-8	58	58	58	58	2	1533 923
	Cylinder Block to Adapter Plate, LS3	8	-	-	58	-	2	1122 532
	Adapter Plate to Torque Converter Housing Adjustable, .007 Overcenter	6-8	56-58	56-58	56-58	56-58	★	1736 347
	.014 Overcenter	6-8	56-58	56-58	56-58	56-58	★	1736 348
	.021 Overcenter	6-8	56-58	56-58	56-58	56-58	★	1736 353
9-46-95	SCREW, Housing to Adapter Plate	6	57	57	-	-	7	579 719
9-46-96	SEAL, Housing Dust Cover	6-8	55-58	55-58	55-57	55-57	1	1489 376
	Rivet	6-8	55-56	55-56	55-56	55-56	6	115 697
9-46-98	PLATE, Housing Dust, S22, C67, C68-300 . .	6-8	55-56	55-56	55-56	55-56	1	1533 656
	S21, C68, C69, C70	8	-	-	55	55	1	1484 365
	Screw or Bolt, 1/4"-20 x 1 1/4"	6-8	55-56	55-56	55-56	55-56	★	133 781

NOTE 1: P28 engine No. P28-56973, P29 engine No. P29-151148, D62 engine No. D62-11419.

NOTE 2: LC2 FROM engine No. 58S-1201 thru 58S-1500.

NOTE 3: LP2 engine No. LP8-132171 and LD2 engine No. L325-41951.

★ Indicates use as required. Numerals in parentheses () refer to notes. Printed in U.S.A.
 † Indicates parts not listed in any previous parts book. Prices and specifications subject to change without notice.
 Feb. 27, 1959 Supersedes Feb. 20, 1958. Page 9-54 * Indicates change or addition.

CODE	PART NAME AND DESCRIPTION	NO. OF CYL.	PLYMOUTH	DODGE	DESOTO	CHRYSLER AND IMPERIAL	PER CAR	PART NUMBER
9-46-100	SCREEN, Housing Ventilator, Upper and Lower, S22, C67, C68-300, C71, C72-300 LD1, LD2, UP TO	6-8	55-58 (1)	55-58 (1)	55-57	55-57	2	1533 684
	Upper, S21, S24, C68, C69, C70, C71 w/Power Package, C72, C73	8	-	-	55-56	55-56	1	698 606
	Lower Side, LD1, LD2, UP TO	6-8	55-58 (1)	55-58 (1)	55-57	55-57	1	1530 829
	S22, C67, C68-300, C71, C72-300	6-8	55-56	55-56	55-56	55-56	2	698 606
	SCREEN, Housing Vent Side, LD1, LD2, AFTER.	6-8	56-58 (1)	56-58 (1)	57	57	2	1638 603
9-46-101	PN, Housing Ventilator, Upper and Lower Screen, S25, S26	6-8	55-57	55-56	55-57	55-57	★	1531 011
	S27	8	-	57	57	-	★	274 506
9-46-103	SHIELD, Housing Dust, LD1, LD2	6-8	56-58 (1)	56-58 (1)	57	57	1	1638 600
9-46-107	SCREW, Cylinder Block to Torque Converter Housing, Fury w/350 cu.in. Eng., LD2-D500, LD3	8	58	58	58	-	2	6012 042
9-46-112	CLIP, Housing, Left and Right Side Air Inlet Screen, LS1 Taxi	6-8	58	58	58	-	4	⊠1824 262
9-46-118	SPRING, Overrunning Clutch Roller.	6-8	57-58	57-58	57-58	57-58	8	1539 546
9-46-130	OIL SEAL, Impeller Hub	6-8	56-58	56-58	56-58	56-58	1	1408 143
	Taxi Cabs	6-8	57-58	57-58	58	58	1	*1738 263
9-48-0 MANIFOLD								
9-48-6	MANIFOLD, Exhaust, w/Heat Control VALVE, UP TO, D62 Taxi, D72 Taxi, LD1 Taxi.	6	55-58	55-58 (4)	-	-	1	1400 489
	P28, w/Power Package, AFTER, except Taxi	6	56	57-58 (4)	-	-	1	1632 469
	Right, w/o Power Steering, D55-1, D55-2	8	55	55	-	-	1	1553 782
	Right, w/Power Steering, D55-1, D55-2	8	55	55	-	-	1	1617 788
	Right, D55-3, D500	8	-	55-57	-	-	1	1532 891
	Right, LP2, LP2 Fury w/318 cu.in. Eng.	8	56-58 (2)	-	-	-	1	*1634 722
	Right, w/o Power Steering	8	56 (3)	56	-	-	1	1638 340
	Right, w/Power Steering	8	56 (3)	56	-	-	1	1671 128
	Right, w/o Fuel Injection, Fury w/350 cu.in. Eng., LD2-D500, LD3	8	58	58	58	-	1	*1852 599
	Right, w/Fuel Injection, Fury w/350 cu.in. Eng., LD2-D500, LD3, Adventurer	8	58	58	58	-	1	1851 836
	Right, S27, LD2	8	-	57-58	57	-	1	1737 791
	Right, w/Air Cond., D66, D67, S27	8	-	57	57	-	1	1671 128
	Right, w/Air Cond., LD2, LD3	8	-	58	58	-	1	⊠1854 990
	Right	8	-	-	55	-	1	1407 719
	Right	8	-	-	56	-	1	1637 389
	Right and Left, S25, S26	8	-	-	57	-	2	1676 395
	Right, C67	8	-	-	-	55	1	1558 399
	Right, C68, C69, C70	8	-	-	-	55	1	1535 932
	Right, C71	8	-	-	-	56	1	1638 343
	Right, C70, C72, C73	8	-	-	-	56	1	1638 346
	Right, C75, LC1, LC2	8	-	-	-	57-58	1	1730 131
	Right, C76, IM, LC3, LY1	8	-	-	-	57-58	1	1675 932
	Right and Left, LC3-300	8	-	-	-	58	2	*1536 377
	Left, D55-1, D55-2	8	55	55	-	-	1	1553 784
	Left, D55-3	8	-	55	-	-	1	1558 433
	Left, LP2, LP2 Fury w/318 cu.in. Eng.	8	56-58 (2)	-	-	-	1	*1618 650
	Left, D63-1	8	56 (3)	56	-	-	1	1638 342
	Left, Fury w/350 cu.in. Eng., LD2-D500, LD3	8	58	58	58	-	1	1739 600
	Left, D63-1 Texan, D63-1 w/Power Package, D63-2, D63-3, S27, LD2.	8	-	56-58	57	-	1	1634 445
	Left, D500	8	-	56-57	-	-	1	1634 446
	Left	8	-	-	55	-	1	1328 064
	Left	8	-	-	56	-	1	1637 391
	Left, C67	8	-	-	-	55	1	1558 397
	Left, C68, C69, C70	8	-	-	-	55	1	1487 817
	Left, C71	8	-	-	-	56	1	1638 345
	Left, C70, C72, C73	8	-	-	-	56	1	1638 348
	Left, C75, LC1, LC2	8	-	-	-	57-58	1	1676 372

NOTE 1: P28 engine No. P28-56973, P29 engine No. P29-151148, D62 engine No. D62-11419.

NOTE 2: P29 FROM engine No. P29-1001 thru P29-40000 and P29-80001 thru P29-250000 and AFTER P29-274101.

NOTE 3: P29 FROM engine No. P29-41001 thru P29-80000 and P29-250001 thru P29-274009.

NOTE 4: D56 engine No. 3606.

★ Indicates use as required.

Numerals in parentheses () refer to notes.

Printed in U.S.A.

⊠ Indicates parts not listed in any previous parts book.

Prices and specifications subject to change without notice.

* Indicates change or addition.

Page 9-55

Feb. 20, 1958 Supersedes Oct. 10, 1957.

1955-58 PASSENGER CAR PARTS LIST

ENGINE

CODE	PART NAME AND DESCRIPTION	NO. OF CYL.	PLYMOUTH	DODGE	DESOTO	CHRYSLER AND IMPERIAL	PER CAR	PART NUMBER
	Left, C76, IM, LC3, LY1	8	-	-	-	57-58	1	1674 661
	Screw or Bolt, 3/8"-16 x 3 1/2"	6	55	-	-	-	2	186 282
	Screw or Bolt, 3/8"-16 x 3"	6	55-56	55	56	-	2	180 138
9-48-7	MANIFOLD, Intake, D72 Taxi, LD1 Taxi . . .	6	55-58	57-58	-	-	1	1550 844
	UP TO	6	-	55 (1)	-	-	1	1616 261
	P28 w/Power Package, D72 except Taxi, LD1 except Taxi, AFTER	6	56	55-58 (1)	-	-	1	1671 780
	D63-1	8	55-56 (3)	55-56	-	-	1	1615 886
	Fury	8	56-57 (2)	-	-	-	1	1630 944
	MANIFOLD, Intake, w/Power Package	8	56	-	-	-	1	1731 609
	w/Power Package	8	55	55	-	-	1	1537 723
	Fury w/318 cu. in. Eng.	8	56-57	-	-	-	1	1619 826
	w/o Fuel Injection, w/Air Conditioning, Fury w/350 cu. in. Eng., LD2-D500, LD3-D500, Adventurer	8	58	58	58	-	1	1638 242
	w/Fuel Injection and w/Air Conditioning, Fury w/350 cu. in. Eng., LD2-D500, LD3-D500, Adventurer	8	58	58	58	-	1	1851 762
	D63-1 Texan, D63-2, D63-3	8	-	56	-	-	1	1732 479
	w/Power Package except D63-D500	8	-	56	-	-	1	*1854 852
	D63-D500	8	-	56	-	-	1	E1851 478
	D66, D67-1, D70, D71, S27, LD2-L	8	-	57-58	57	-	1	1639 768
	w/Power Package, S27	8	-	57	57	-	1	1639 769
	D67-2, D500, LD2-M	8	-	57-58	-	-	1	1731 515
	w/o Fuel Injection and w/o Air Conditioning, LD2-D500, LD3, LS1 w/Power Package, LS3 w/o Air Conditioning, S21	8	-	58	58	-	1	*1738 354
	w/o Air Conditioning, S22	8	-	-	55	-	1	1735 774
	w/Air Conditioning, S21	8	-	-	55	-	1	*1735 774
	w/Air Conditioning, S22	8	-	-	55	-	1	*1737 708
	S23	8	-	-	56	-	1	1618 926
	S24	8	-	-	56	-	1	1616 833
	S24 Adventurer	8	-	-	56	-	1	1618 926
	S25	8	-	-	57	-	1	1617 178
	S26	8	-	-	57	-	1	1671 029
	S26 Adventurer	8	-	-	57	-	1	1671 030
	LS1, LS2	8	-	-	58	-	1	1731 560
	C67, C71	8	-	-	-	55-56	1	1730 413
	C67 w/Power Package, C68, C69, C70	8	-	-	-	55	1	1730 414
	C68-300, C72-300	8	-	-	-	55-56	1	1821 319
	w/Air Conditioning, C71	8	-	-	-	56	1	1737 707
	C71 w/Power Package, C70, C72, C73	8	-	-	-	56	1	1637 709
	w/Air Cond., C72-300	8	-	-	-	56	1	*1675 930
	C75-1, LC1	8	-	-	-	57-58	1	1731 686
	C75-2, C76, IM, LC2, LC3, LY1	8	-	-	-	57-58	1	1854 818
	C76-300, C76 w/Power Package, LC3-300 w/o Fuel Injection	8	-	-	-	57-58	1	1731 703
	LC3-300 w/Fuel Injection	8	-	-	-	58	1	1733 477
	Plug, pipe	6	55-56	56	-	-	1	1826 105
	Plug, pipe	6	-	55	-	-	1	143 932
	Plug, pipe, heater hole	8	55	55	55	55	1	112 304
	Plug, pipe	8	55	55	-	-	1	112 304
	Screw, C67, C71	8	-	-	55-56	55-56	12	103 868
	Screw, C68, C69, C70	8	-	-	-	55	1	180 128
	Screw, C68, C69, C70, C71 w/Power Package, C72, C73	8	-	-	-	55-56	11	180 130
	Screw, C68, C69, C70, C71 w/Power Package, C72, C73	8	-	-	-	55-56	4	180 138
	Screw, C68-300	8	-	-	-	55	16	179 397
	Washer, lock	8	55-56	55-56	55-56	-	16	180 132
	Washer, lock	8	-	-	-	55-56	16	120 382
		8	-	-	-	55-56	16	138 489

NOTE 1: D56 engine No. 3606.

NOTE 2: P29 FROM engine No. P29-1001 thru P29-40000 and P29-80001 thru P29-250000 and AFTER P29-274101.

NOTE 3: P29 FROM engine No. P29-41001 thru P29-80000 and P29-250001 thru P29-274009.

★ Indicates use as required.

Numerals in parentheses () refer to notes.

Printed in U.S.A.

☐ Indicates parts not listed in any previous parts book.

Prices and specifications subject to change without notice.

May 12, 1958 Supersedes Feb. 20, 1958.

* Indicates change or addition.

CODE	PART NAME AND DESCRIPTION	NO. OF CYL.	PLYMOUTH	DODGE	DESOTO	CHRYSLER AND IMPERIAL	PER CAR	PART NUMBER
9-48-16	STUD, Exhaust Manifold	6	56	56	-	-	4	623 369
9-48-27	REINFORCEMENT, Intake Manifold Gasket End, Fury w/350 cu.in. Eng., LD2-D500, LD3 UP TO	8	58 (2)	58 (2)	58 (2)	-	2	*1737 710
	Fury w/350 cu.in. Engine, LD2-D500, LD3 AFTER	8	58 (2)	58 (2)	58 (2)	-	2	*1859 332
9-48-33	SCREW, Intake to Exhaust Manifold	6	55-58	55-58	-	-	4	317 942
9-48-40	SCREW, Intake Manifold, Short, C67	8	55-56	55-56	55-56	55	★	579 719
	Long	8	56-57	-	-	-	8	1675 957
	w/Air Conditioning, 1 1/2"	8	57-58	-	-	-	1	1821 178
	w/Air Cond., 2 1/4"	8	58	-	-	-	1	1821 174
	LD2	8	-	58	-	-	16	1737 913
9-48-43	STUD, Exhaust	6	55-58	55-58	-	-	4	623 369
	D55-1, D55-2, S27, LD2	6	55-58	55-58	-	-	★	51 561
	C67	8	55-58	55-58	57	-	★	1613 782
	S25, S26	8	-	-	55	55	★	620 444
	Nut	8	-	-	55-57	-	14	1671 036
	Washer, lock	6-8	55-56	55-56	55-56	55-58	★	51 561
		8	-	-	-	55-56	★	114 547
9-48-44	NUT, Exhaust Manifold Stud	6	55-58	55-58	-	-	4	623 370
9-48-45	WASHER, Exhaust Manifold Stud Nut	6	55-58	55-58	-	-	4	623 368
	WASHER, Clamp	6	55-58	55-58	-	-	4	567 331
9-48-56	SHIELD, Intake Manifold Heat	8	57-58	-	-	-	1	1619 627
	Fury w/318 cu.in. Eng.	8	57-58	-	-	-	1	1734 016
9-48-124	TUBE, Intake Manifold Heat, Fury w/318 cu. in. Eng.	8	57-58	-	-	-	1	1825 894
	TUBE, Intake Manifold to Rear Carburetor Heat, Fury w/318 cu.in. Eng.	8	57-58	-	-	-	1	1826 042
9-48-125	COVER, Exhaust Manifold Heat Tube	6	55-58	55-58	-	-	1	1325 851
	Screw or Bolt, 1/4"-20 x 5/8"	8	55-57	55-58	55-58	55-58	★	1530 129
9-48-126	TUBE, Exhaust Manifold Heat, D500	6	55-56	55-56	-	-	1	180 018
	Fury w/350 cu.in. Eng., LD2-D500, LD3-D500, Adventurer	8	58	58	58	-	1	1325 850
	S25, S26	8	-	-	55-57	-	1	1407 718
	Plug	8	-	-	-	55-58	1	1408 889
		8	55	55	-	55	1	272 480
9-48-127	TUBE, Exhaust Manifold to Carburetor Heat, D62 Taxi, D72 Taxi, LD1 Taxi	6	55-58	56-58	-	-	1	861 574
	P28 w/Power Package, D62, D72 except Taxi, LD1 except Taxi	6	56	55-58	-	-	1	861 575
	C71, C75-1, AFTER	8	55-56	55-56	56 (1)	56-57	1	861 577
	UP TO S25, S26	8	-	-	55-57 (1)	-	1	861 578
	C70, C71 w/Power Package, C72, C73, C75-2, C76, IM	8	-	-	-	55-57	1	861 579
	TUBE, Exhaust Manifold to Rear Carburetor Heat, D500	8	-	57	-	-	1	1826 037
	Nut	6-8	55-57	57	55-56	55-56	1	137 397
	Washer, lock	8	-	-	55	-	1	120 214
9-48-131	NUT, Exhaust Manifold to Carburetor Heat Tube P28, w/Power Package	6-8	56	55-56	-	-	1	1617 814
9-48-134	ADAPTER, Intake Manifold Heat Tube, Fury w/318 cu.in. Eng.	8	57-58	-	-	-	1	1329 350
9-48-135	TEE, Exhaust Manifold to Carburetor Heat Tube, C63-300, C72-300, C76-300, C76 w/Power Package	8	-	-	-	55-57	1	1637 588
	S24 Adventurer	8	-	-	56	-	1	1732 625
9-48-138	SHIELD, Heat Tube Splash, Fury w/350 cu.in. Eng., LD2-D500, LD3-D500, LS3 Adventurer LC3-300	8	58	58	58	58	1	1854 853
9-48-140	CLIP, Exhaust Manifold to Carburetor Heat Tube, C75-2	8	-	-	-	56-58	1	581 523
9-48-143	FLANGE, Exhaust Manifold Heat Tube, w/Fuel Injection LC3-300	8	-	-	-	58	1	1855 024

NOTE 1: S23 engine No. 26473, S24 engine No. 13536.

NOTE 2: Engine No. L350-55798 and engine No. L360-39378.

★ Indicates use as required.

Numerals in parentheses () refer to notes.

Printed in U.S.A.

⊔ Indicates parts not listed in any previous parts book.

Prices and specifications subject to change without notice.

* Indicates change or addition.

Page 9-57

Feb. 27, 1959 Supersedes Feb. 20, 1958.

1955-58 PASSENGER CAR PARTS LIST

ENGINE

CODE	PART NAME AND DESCRIPTION	NO. OF CYL.	PLYMOUTH	DODGE	DESOTO	CHRYSLER AND IMPERIAL	PER CAR	PART NUMBER
9-50-0 MANIFOLD GASKETS								
9-50-1	GASKET SET, S27 Taxi	6	55-58	55-58	57	-	1	780 460
9-50-2	GASKET, Intake and Exhaust Manifold (one piece type)	6	55-58	55-58	-	-	1	854 395
9-50-3	GASKET, Intake to Exhaust Manifold	6	55-58	55-58	-	-	1	601 420
9-50-5	GASKET, Exhaust Manifold, D55-1, D55-2, S27	8	55-56 (1)	55-57 (4)	57	-	2	1734 980
	D55-3, D63-D500, UP TO	8	-	55-56 (3)	-	-	2	1407 865
	Right	8	56-58 (2)	-	-	-	1	1639 194
	Left	8	56-58 (2)	-	-	-	1	1670 508
	D500	8	-	56-57 (3)	-	-	2	1734 889
	Right, S25, S26	8	-	-	55	-	2	1407 866
	Left, S25, S26	8	-	-	56	-	1	1676 242
	C67	8	-	-	-	55	2	1558 400
	C68, C69, C70	8	-	-	-	55	2	1407 218
	C71, C75, LC1, LC2	8	-	-	-	56-58	2	1558 400
	C70, C72, C73, C76, IM, LC3, LY1	8	-	-	-	56-58	2	1407 218
9-50-6	GASKET, Intake Manifold	8	55	55	-	-	2	1329 345
	Intake Manifold, Front	8	56-58 (2)	-	-	-	1	1637 570
	Intake Manifold, Rear	8	56-58 (2)	-	-	-	1	1637 571
	UP TO	8	56 (2)	-	-	-	2	1637 569
	LP2, LP2 Fury w/318 cu. in. Eng., AFTER	8	57 (5)	-	-	-	2	1637 569
	Fury w/350 cu.in. Eng., LD2-D500, LD3	8	57-58 (5)	-	-	-	2	1828 052
	S24 Adventurer, S25, S26	8	58	58	58	-	1	1737 709
	S27, LD2	8	-	-	55-56	-	2	1670 257
	C76-300, C76 w/Power Package	8	-	-	56-57	-	2	1637 582
	S27, LD2	8	56 (1)	56-58	57	-	2	1734 850
	C76-300, C76 w/Power Package	8	-	-	-	55-57	2	1483 553
	GASKET, Intake Manifold Heat Tube Flange, Fury w/318 cu.in. Eng.	8	-	-	-	57-58	2	1733 030
9-50-18	GASKET, Intake Manifold Heat Tube Flange, Fury w/318 cu.in. Eng.	8	57-58	-	-	-	1	1825 896
9-58-0 MANIFOLD HEAT CONTROL VALVE THERMOSTAT								
9-58-1	PACKAGE, Heat Control, D72 Taxi, LD1 Taxi	6	55-58	57-58	-	-	1	1752 418
	D72, LD1 except Taxi	6	-	55-58	-	-	1	1752 419
9-58-5	THERMOSTAT, P26, P28, P29, D72, LD1, LD2-D500, LD3	6-8	55-58 (2)	55-58	-	-	1	960 003
	S27, LD2	8	55-56 (1)	55-58	55-57	-	1	1409 595
	S25, S26	8	-	-	57	55-58	1	1327 995
9-58-10	SPACER, P28, P30, D62, D72	6-8	55-57	55-57	55	55	1	644 876
	Nut	6	58	58	-	-	1	644 876
9-58-12	SHIELD	6	55-58	55-58	-	-	1	1670 514
	Counterweight, LD2	8	55-56 (1)	55-58	57	55-58	1	1485 394
	SHIELD, except LD2	8	57-58	58	58	-	1	1670 515
	Nut	8	-	-	55-56	-	1	1409 593
9-58-13	BOLT, Shield Clamp or Counterweight	6-8	55-56	55-56	55-57	55-58 (6)	1	* 852 274
	Nut	6	57	57	-	-	1	1736 012
	Nut	8	57	57	-	-	1	852 274
	Nut	6-8	58	58	58	58 (7)	1	*1736 012
	Nut	8	55-56	55-56	55-56	55-56	1	120 614

NOTE 1: P29 FROM engine No. P29-41001 thru P29-80000 and P29-250001 thru P29-274009.

NOTE 2: P29 FROM engine No. P29-1001 thru P29-40000 and P29-80001 thru P29-250000 and AFTER P29-274101.

NOTE 3: D63-D500 Engine No. 4294.

NOTE 4: D63-1 Engine No. 73743, D63-2, D63-3 Engine No. 93207.

NOTE 5: P31 Engine No. P31-169054.

NOTE 6: LC2 FROM Engine No. 58S-1201 thru 58S-1500 and LC3 FROM Engine No. 58N-1201 thru 58N-1350.

NOTE 7: LC2 UP TO Engine No. 58S-1201 and AFTER Engine No. 58S-1500 and LC3 UP TO Engine No. 58N-1201 and AFTER Engine No. 58N-1350.

★ Indicates use as required.

Numerals in parentheses () refer to notes.

Printed in U.S.A.

⊠ Indicates parts not listed in any previous parts book.

Prices and specifications subject to change without notice.

May 12, 1958 Supersedes Feb. 20, 1958.

* Indicates change or addition.

CODE	PART NAME AND DESCRIPTION	NO. OF CYL.	PLYMOUTH	DODGE	DESOTO	CHRYSLER AND IMPERIAL	PER CAR	PART NUMBER
9-58-14	LOCK, Shield Clamp	6-8	55-56	55-56	55-56	55-56	1	1409 594
	Shield or Counterweight	8	58	58	58	58	1	1409 594
9-58-20	BAFFLE, Manifold Heat Control Thermostat Air	6	-	55-58	-	-	1	1634 719
9-59-0 MANIFOLD HEAT CONTROL VALVE								
9-59-2	VALVE	8	55	55	-	-	1	1616 848
	S27, LD2	8	56 (2)	56-58	57	-	1	1638 349
		8	-	-	55	-	1	1616 836
		8	-	-	56	-	1	1638 353
		8	-	-	-	55	1	1558 894
	S25, S26	8	-	-	57	56	1	1638 357
	Pin, stght.	8	55	55	55	-	★	103 757
	Retainer.	8	56	56	56	56	2	148 148
9-59-5	SHAFT, UP TO, D62 Taxi, D72 Taxi, LD1 Taxi, P28 w/Power Package, except D62 Taxi, D72 Taxi, AFTER, LD1	6	55-58	55-58 (1)	-	-	1	604 505
9-59-6	BUSHING	6	55-58	55-58	-	-	2	651 251
9-59-7	RETAINER, C67	8	55	55	55	55	★	1324 975
9-59-8	PLATE	6	55-58	55-58	-	-	1	* 604 504
9-59-9	WASHER, Shaft Spring	8	55	55	55	55	1	1403 905
9-59-13	SPRING	8	55-58	55-58	55-58	55-58	1	1558 897
9-59-15	PIN, Spring.	8	55-58	55-58	55-58	55-58	1	1639 597
9-62-0 MANIFOLD HEAT CONTROL VALVE STOP								
9-62-1	STOP	6-8	55-58	55-58	55-58	55-58	1	683 057
	Pin, stght.	8	55	55	-	-	1	103 758
	Pin, stght.	8	56	56	55-56	-	1	103 757
9-62-2	STUD	6	55-58	55-58	-	-	1	852 271
	Pin	8	-	-	57	55-56	2	1531 293
	Pin	8	-	-	-	58	2	1734 055
9-62-6	LOCK	6-8	57	57	57	57	1	1409 594
		6	58	58	-	-	1	1409 594
9-64-0 ENGINE FRONT SUPPORT FOOT								
9-64-6	FOOT, Right.	8	-	-	55	-	1	1550 641
	Right	8	-	-	-	55	1	1550 639
	Left	8	-	-	55	-	1	1550 642
	Left	8	-	-	-	55	1	1550 640
9-64-24	BRACKET, Frame Engine Front Support, Right Left	6	57-58	57-58	-	-	1	1730 644
	BRACKET, Frame Engine Front Support, Left, Right	6	57-58	57-58	-	-	1	1730 645
	Right	8	-	-	55	55	1	1555 391
	Right	8	-	-	55	55	1	1555 390
	Left	8	56	56	-	-	1	1635 016
	Left	8	56	56	-	-	1	1635 017
	Right	8	-	-	56	56	1	1630 380
	Left	8	-	-	56	56	1	1630 381
	Engine Front Support Outer Cup, Right, LP2, LP2 Fury w/318 cu.in. Eng., AFTER Left, LP2, LP2 Fury w/318 cu.in. Eng., AFTER	8	57-58 (3)	-	-	-	1	*1828 233
	Right, LD2, AFTER	8	57-58 (3)	-	-	-	1	*1828 234
	Left, LD2, AFTER	8	-	57-58 (4)	-	-	1	1828 250
	Right, Fury w/350 cu. in. Eng., LD2-D500, LD3, LS1	8	58	58	58	-	1	1737 732
	Left, Fury w/350 cu. in. Eng., LD2-D500, LD3, LS1	8	58	58	58	-	1	1737 735

NOTE 1: D56 engine No. 3606.

NOTE 2: P29 FROM engine No. P29-41001 thru P29-80000 and P29-250001 thru P29-274009.

NOTE 3: P31 engine No. P31-345057.

NOTE 4: D66, D67, D70, D71, S27 engine No. KDS-184762, D66-D500 engine No. 14155.

★ Indicates use as required.

Numerals in parentheses () refer to notes.

Printed in U.S.A.

□ Indicates parts not listed in any previous parts book.

Prices and specifications subject to change without notice.

* Indicates change or addition.

1955-58 PASSENGER CAR PARTS LIST

ENGINE

CODE	PART NAME AND DESCRIPTION	NO. OF CYL.	PLYMOUTH	DODGE	DESOTO	CHRYSLER AND IMPERIAL	PER CAR	PART NUMBER
	Right, S25, S26, AFTER	8	-	-	57 (4)	-	1	1828 254
	Left, S25, S26, AFTER	8	-	-	57 (4)	-	1	1828 255
	Right, LS2, LS3	8	-	-	58	-	1	1821 675
	Left, LS2, LS3	8	-	-	58	-	1	1821 676
	Right, LC1	8	-	-	-	58	1	1827 639
	Left, LC1	8	-	-	-	58	1	1827 641
	Right, C75, C76, LC2, LC3, AFTER	8	-	-	-	57-58 (5)	1	1828 258
	Left, C75, C76, LC2, LC3, AFTER	8	-	-	-	57-58 (5)	1	1828 259
	Right, IM, LY1, AFTER	8	-	-	-	57-58 (5)	1	1828 262
	Left, IM, LY1, AFTER	8	-	-	-	57-58 (5)	1	1828 263
	Bolt, 7/16"-20 x 1 1/4"	8	-	-	55	55	6	181 668
	Nut	8	-	-	55	55	6	271 506
	Washer, lock	8	-	-	55	55	6	131 100
9-65-0 ENGINE FRONT SUPPORT PLATE								
9-65-6	PLATE	6	55-56	55-56	-	-	1	1613 765
		8	55	55	-	-	1	1556 823
9-65-19	U-BOLT, P28, D62	6-8	55-56	55-56	-	-	2	861 296
		8	56	56	-	-	2	1638 382
	Nut, P28, D62	6-8	55-56	55-56	-	-	4	271 506
		8	56	56	-	-	4	120 369
	Washer, lock, P28, D62	6-8	55-56	55-56	-	-	4	120 383
		8	56	56	-	-	4	120 382
9-67-0 ENGINE FRONT SUPPORT INSULATOR								
9-67-2	PACKAGE, Engine Front Support Insulator and Bracket, UP TO	8	57 (3)	-	-	-	1	1843 210
	UP TO	8	-	57 (4)	57 (4)	-	1	1843 211
	UP TO	8	-	-	57 (4)	-	1	1843 212
	C75, C76, UP TO	8	-	-	-	57 (5)	1	1843 213
	IM, UP TO	8	-	-	-	57 (5)	1	1843 214
9-67-4	INSULATOR	6	55-56	55-56	-	-	1	1405 372
		6	57-58	57-58	-	-	2	1675 995
		8	55	55	-	-	1	1408 855
		8	56 (1)	-	-	-	2	1637 585
		8	56 (3)	56	-	-	2	1637 610
	S27, UP TO	8	57 (3)	57 (4)	57 (4)	-	2	1827 449
	S25, S26, UP TO	8	-	-	57 (4)	57 (5)	2	1827 448
	w/BOLT, LS1, AFTER	8	57-58 (3)	57-58 (4)	57-58 (4)	-	2	1828 237
		8	-	-	56	-	2	1630 385
		8	-	-	55	55	2	1611 011
	w/BOLT, AFTER	8	-	-	57 (4)	57-58 (5)	2	*1828 247
	LS2, LS3 AFTER	8	-	-	57-58 (4)	-	2	*1944 724
		8	-	-	-	56	2	*1630 384
	Screw or Bolt, 5/16"-18 x 3/4"	8	55	55	-	-	2	180 077
	Bolt, to cylinder block, 7/16"-20 x 1 1/4"	8	56	56	56	56	6	181 668
	Nut, P28, D62	6-8	55-56	55-56	-	-	★	120 368
	Nut	8	56	56	56	56	6	271 506
	Nut	8	-	-	55	55	★	120 369
	Washer, lock, P28	6-8	55-56	55-56	55	55	★	120 214
	Washer, lock	8	56	56	56	56	6	131 100

NOTE 1: P29 FROM engine No. P29-1001 thru P29-40000 and P29-80001 thru P29-250000 and AFTER P29-274101.

NOTE 2: P29 FROM engine No. P29-41001 thru P29-80000 and P29-250001 thru P29-274009.

NOTE 3: P31 engine No. 345057.

NOTE 4: D66, D67, D70, D71, S27 engine No. KDS-184762, D66-D500 engine No. 14155, S25 engine No. S25-39651, w/Air Cond. S25-37754, S26 engine No. S26-26149, w/Air Cond. S26-25149.

NOTE 5: C75 engine No. C75-1 WE57-37960, C75-2 LE57-24208, C76 engine No. NE57-26638, C76-300 engine No. 3NE57-2784, IM engine No. CE57-29123.

★ Indicates use as required.

Numerals in parentheses () refer to notes.

Printed in U.S.A.

⊠ Indicates parts not listed in any previous parts book.

Prices and specifications subject to change without notice.

Feb. 27, 1959 Supersedes Feb. 20, 1958.

* Indicates change or addition.

CODE	PART NAME AND DESCRIPTION	NO. OF CYL.	PLYMOUTH	DODGE	DESOTO	CHRYSLER AND IMPERIAL	PER CAR	PART NUMBER
9-67-12	BRACKET, Right	8	-	-	55	55	1	1550 637
	Left	8	-	-	55	55	1	1550 638
9-67-14	STUD, Bracket	8	-	-	55-56	55-56	4	936 326
	Washer, lock	8	-	-	55-56	55-56	4	120 382
9-67-15	CUP, Inner, UP TO	8	57 (1)	57 (2)	57 (2)	57 (3)	2	*1735 005
9-67-23	WASHER, Lower	6	-	56	-	-	2	854 876
		8	57	57	57	57	2	Ⓜ1827 633
	Plate Bolt Nut	6-8	58	58	58	58	2	Ⓜ1827 633
9-67-25	PLATE, Bracket Screw	8	56	56	55-56	55-56	2	1550 632

9-69-0 FRAME ENGINE REAR SUPPORT CROSSMEMBER

9-69-4	CROSSMEMBER, w/Std. Trans., P28	6-8	55-56	-	-	-	1	1555 387
	w/Std. Trans., P29	8	56	-	-	-	1	1636 815
	w/Std. Trans., except D63	6-8	-	55-56	-	-	1	1556 928
	w/PowerFlite, P27, D55 except Cv. Cp., P28, D62	6-8	55-56	55-56	-	-	1	1610 929
	w/PowerFlite, P27, D55, Cv. Cp.	8	55	55	-	-	1	1613 420
	w/PowerFlite, except Cv. Cp.	8	56	56	-	-	1	1636 819
	w/PowerFlite, Cv. Cp.	8	56	56	-	-	1	1635 028
	Except Cv. Cp.	8	-	-	55-56	55-56	1	1555 402
	Cv. Cp.	8	-	-	55-56	55-56	1	1612 549
	Except Cv. Cp., S27, LS1, LC1	6-8	57-58	57-58	57-58	58	1	*1735 134
	Except Cv. Cp., S25, S26, C75, C76, LS2, LS3, LC2, LC3	8	-	-	57-58	57-58	1	*1735 133
	Except Cv. Cp. and Sp. 4 D., IM, LY1	8	-	-	57	57-58	1	*1735 131
	Cv. Cp., S25, S26, C75, C76, LS2, LS3, LC2, LC3, Sp. 4 D. and Cv. Cp., IM, LY1	8	-	-	57-58	57-58	1	*1733 115
	Bolt, 7/16"-20 x 3 1/2", to Bracket	6-8	55-56	55-56	55-56	55-56	4	181 680
	Nut	6-8	55-56	55-56	55-56	55-56	4	271 506
	Washer, lock	6-8	55-56	55-56	55-56	55-56	4	120 383
9-69-6	BRACKET, w/PowerFlite, except Cv. Cp., Right	8	-	-	55-56	55-56	1	1555 395
	w/PowerFlite, except Cv. Cp., Left	8	-	-	55-56	55-56	1	1555 396
9-69-22	ADAPTER, Engine Rear Support, w/PowerFlite	6-8	55	55	-	-	1	1487 415
	Screw or Bolt, 7/16"-14 x 1"	6-8	55	55	-	-	2	180 145
	Washer, lock	6-8	55	55	-	-	2	120 383

9-71-0 ENGINE REAR SUPPORT INSULATOR

9-71-5	INSULATOR, Upper, w/o PowerFlite	6-8	55-56	55-56	-	-	2	1404 337
		6	57-58	57-58	-	-	1	*1739 090
	Upper, w/PowerFlite, P28, D62	6-8	55-56	55-56	-	-	2	1616 916
	Lower, Left, P28	6-8	55-56	-	-	-	1	1312 511
	Lower, D62	6-8	-	55-56	-	-	2	1405 588
	w/o PowerFlite	8	56	-	-	-	1	1635 330
	w/PowerFlite	8	56	56	-	-	1	1635 326
	w/o PowerFlite	8	-	56	-	-	1	1635 348
		8	-	-	55-56	55-56	1	1533 850
		8	57-58	57-58	57-58	57-58	1	*1734 529

NOTE 1: P31 engine No. 345057.

NOTE 2: D66, D67, D70, D71, S27 engine No. KDS-184762, D66-D500 engine No. 14155, S25 engine No. S25-39651, w/Air Cond. S25-37754, S26 engine No. S26-26149, w/Air Cond. S26-25149.

NOTE 3: C75 engine No. C75-1 WE57-37960, C75-2 LE57-24208, C76 engine No. NE57-26638, C76-300 engine No. 3NE57-2784, IM engine No. CE57-29123.

★ Indicates use as required.

Numerals in parentheses () refer to notes.

Printed in U.S.A.

Ⓜ Indicates parts not listed in any previous parts book.

Prices and specifications subject to change without notice.

* Indicates change or addition.

