

GROUP 8 - ELECTRICAL

19x6950

Plate 8-1

ELECTRICAL SYSTEM

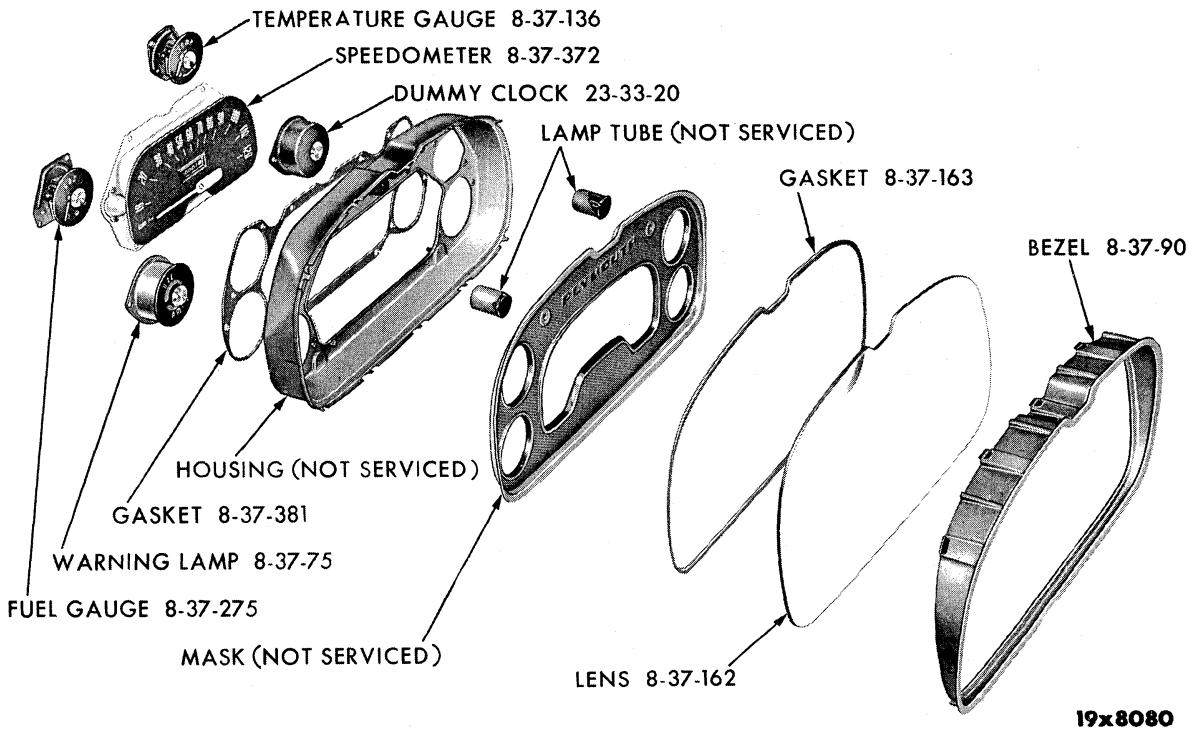


Plate 8-2

INSTRUMENT CLUSTER - PLYMOUTH P30-31, LP1-2

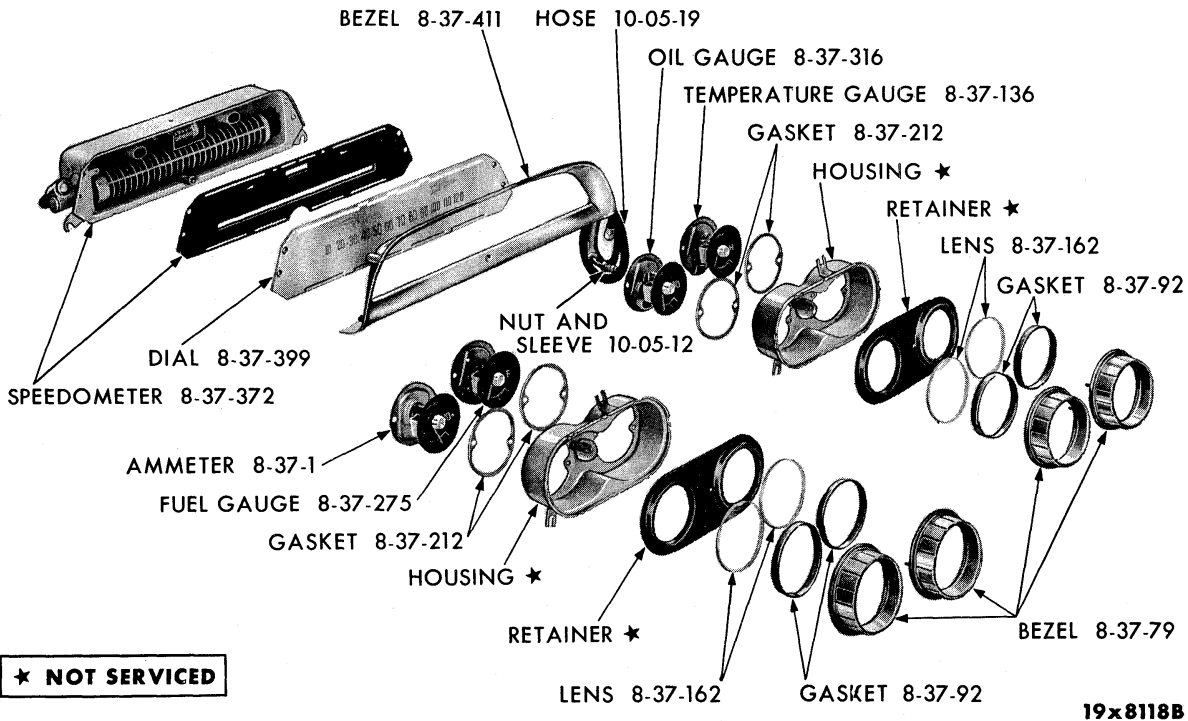


Plate 8-3

INSTRUMENT CLUSTER - DODGE D66-67-70-71-72, LD1-2-3

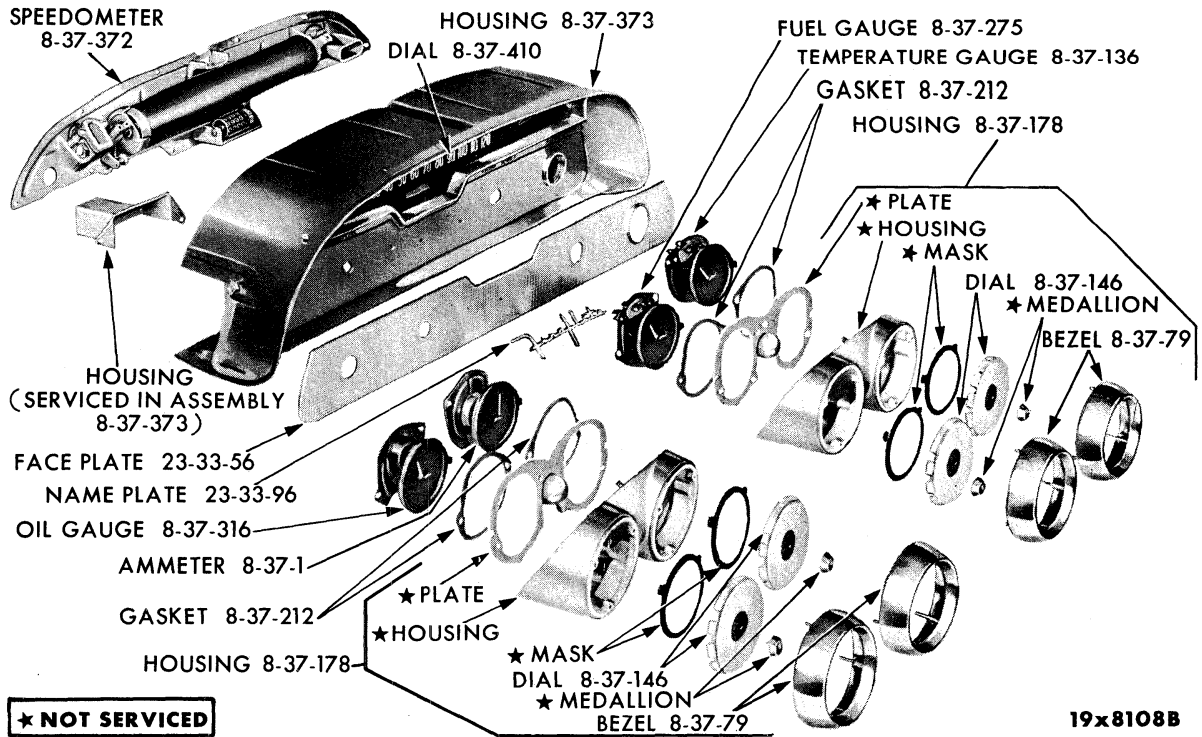
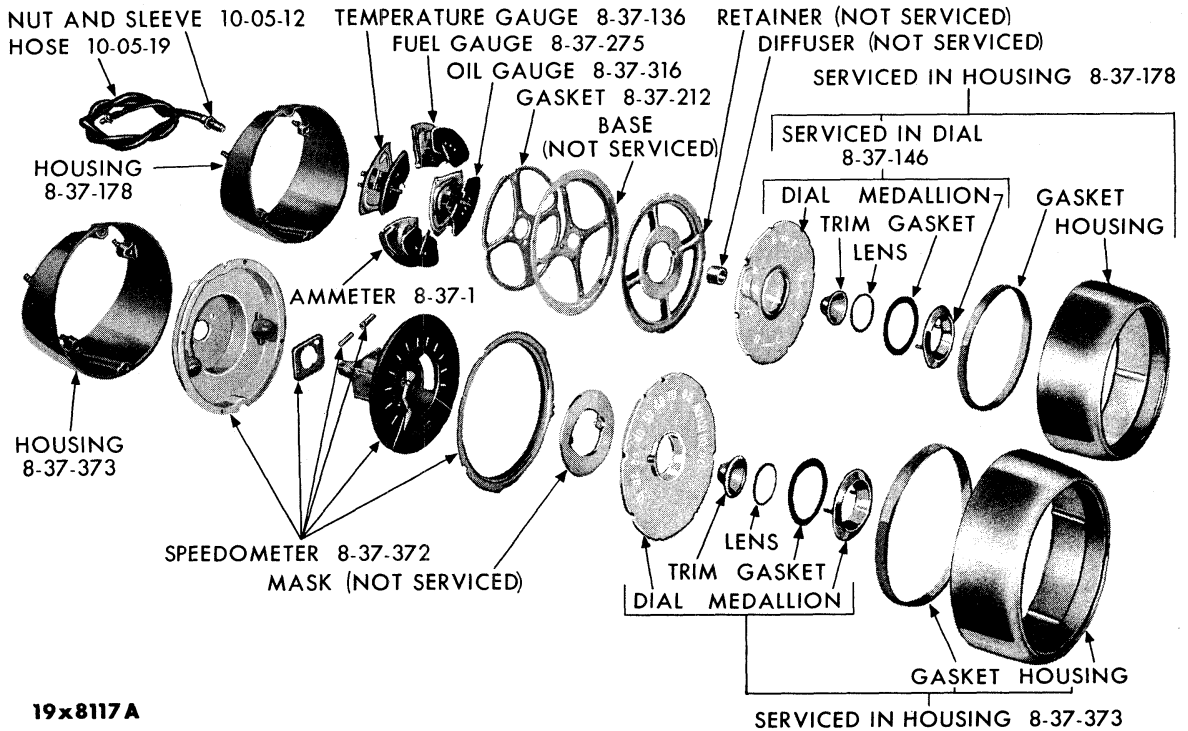


Plate 8-4

INSTRUMENT CLUSTER - DESOTO S25-26-27, LS1-2-3



19x8117A

Plate 8-5

INSTRUMENT CLUSTER - CHRYSLER C75-76, LC1-2-3

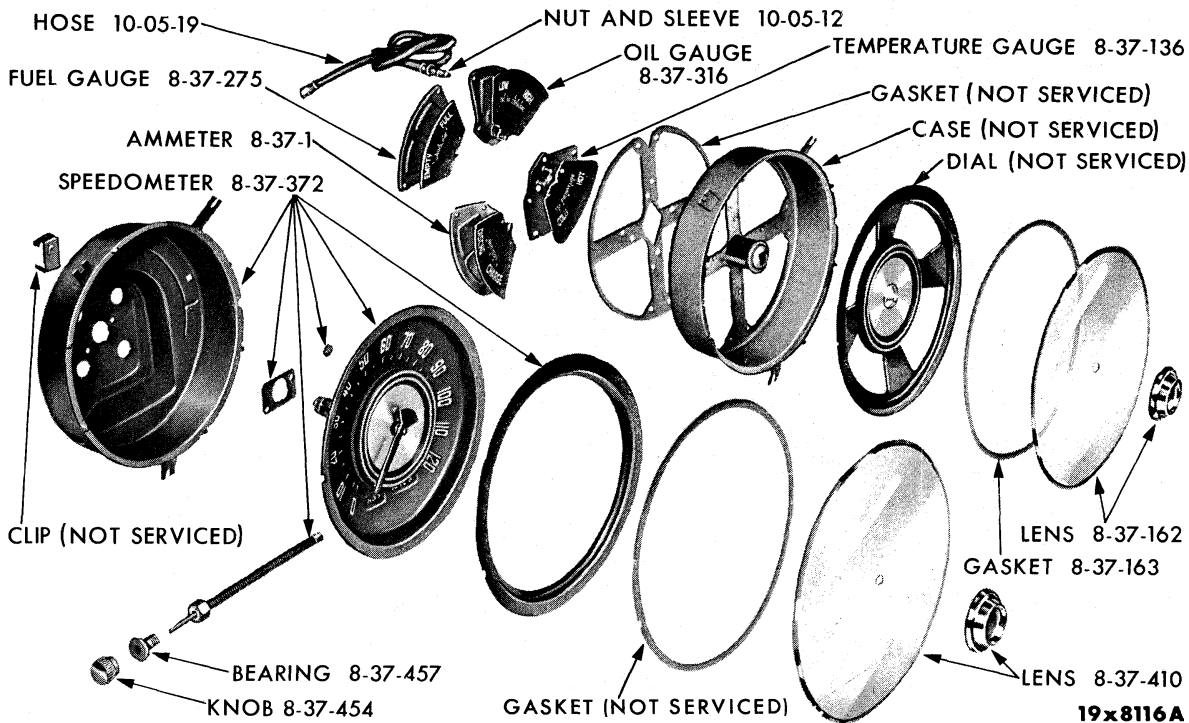


Plate 8-6

INSTRUMENT CLUSTER - IMPERIAL IM-1, LY1

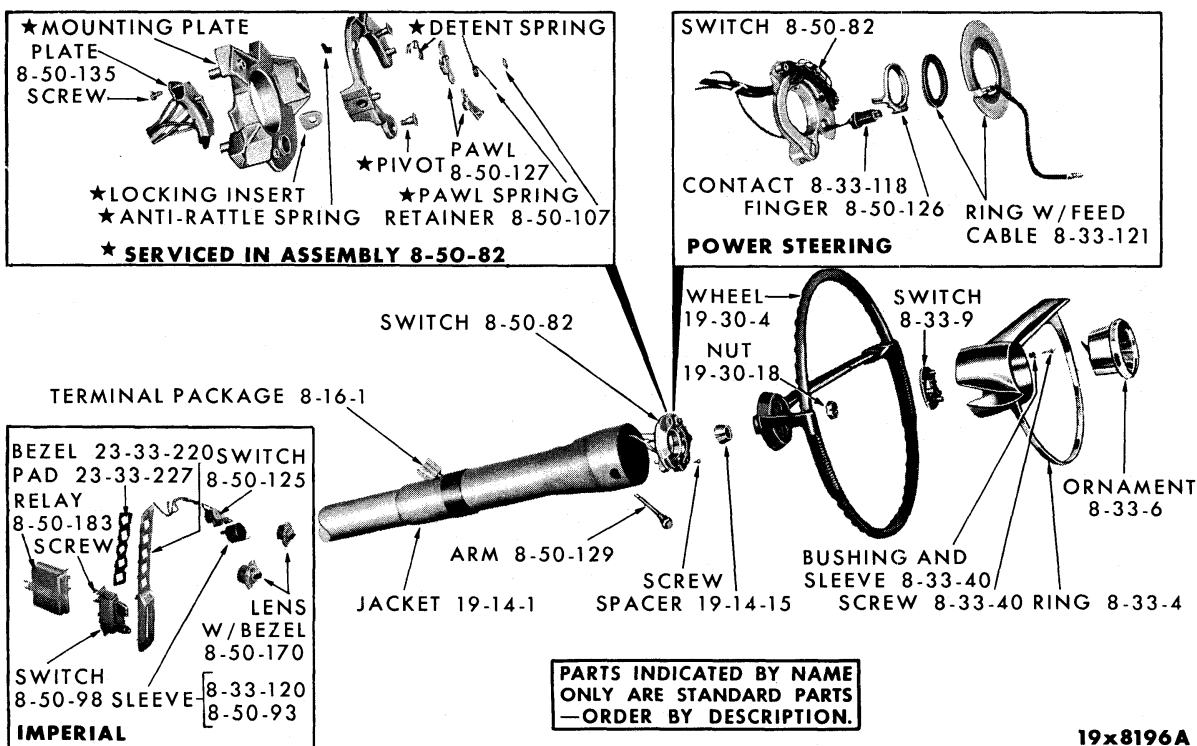
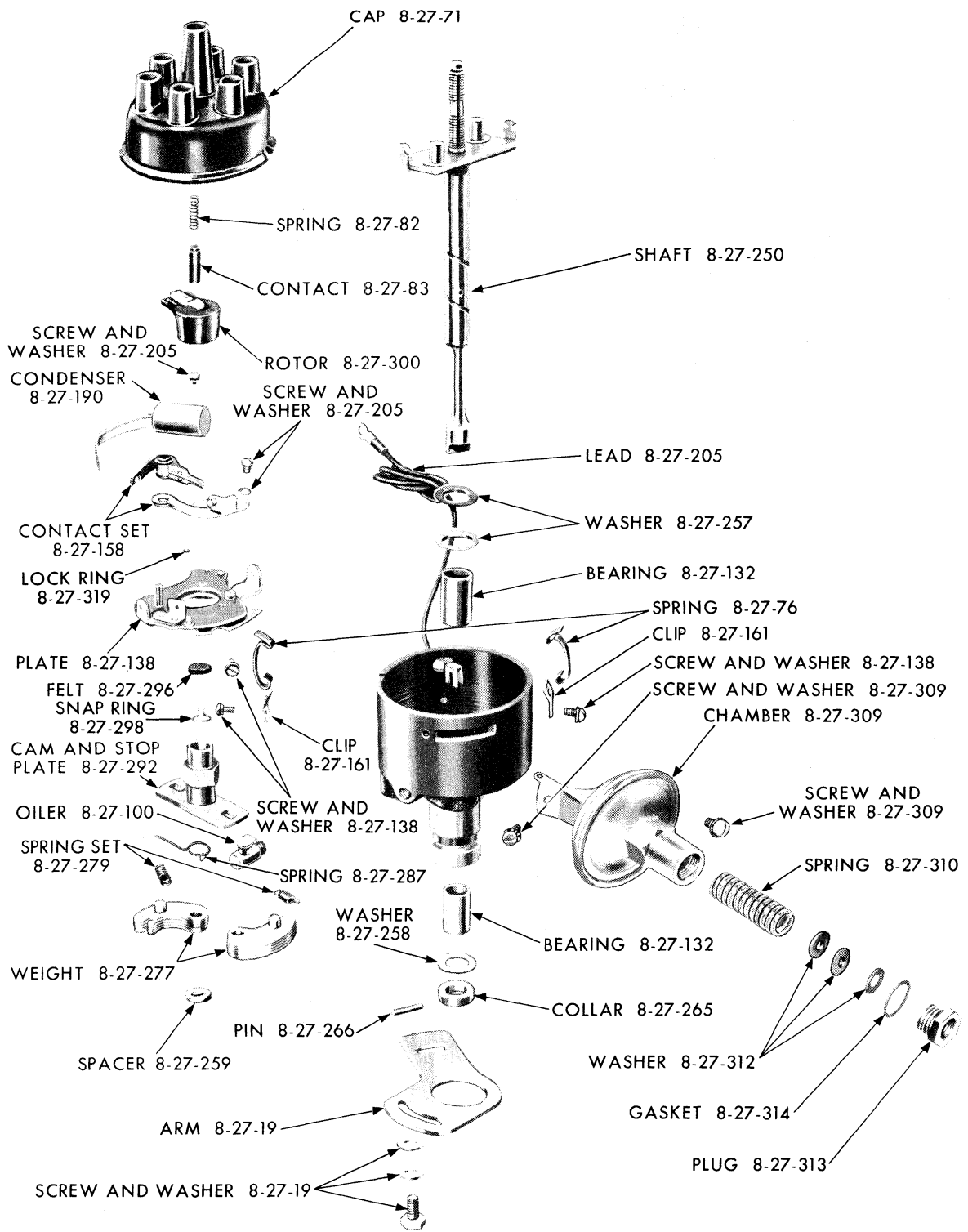
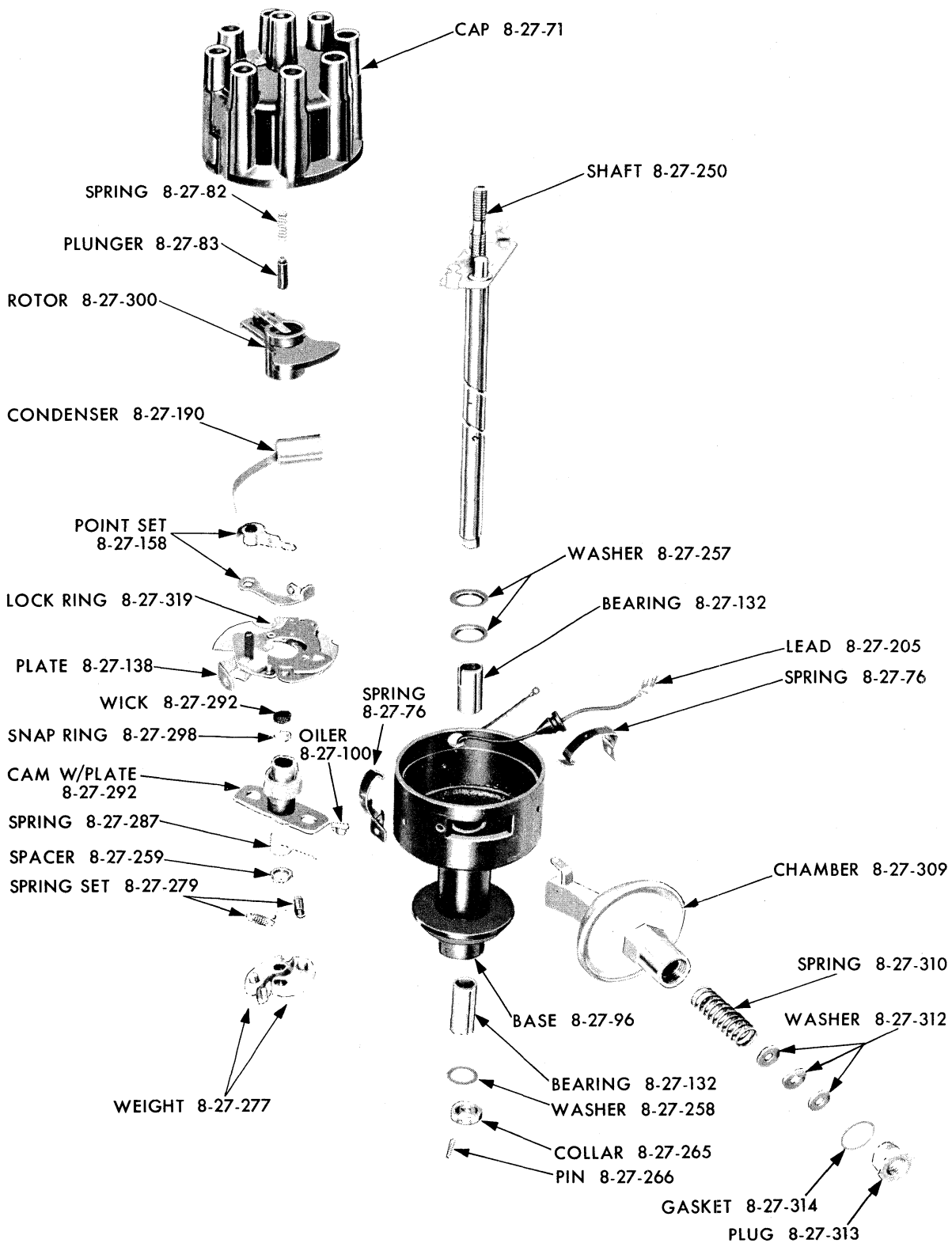


Plate 8-7

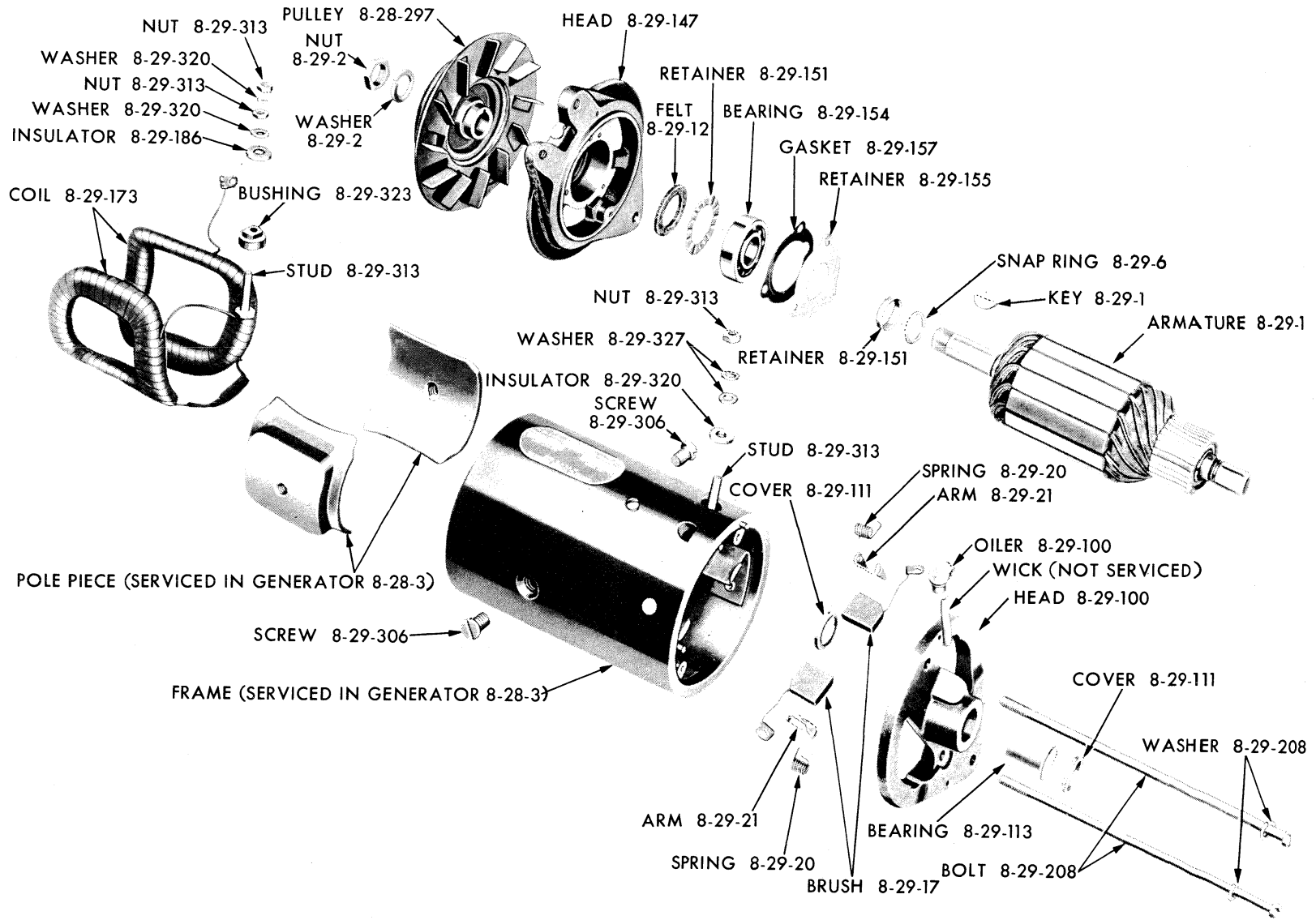
HORN AND DIRECTIONAL SIGNAL CONTROLS



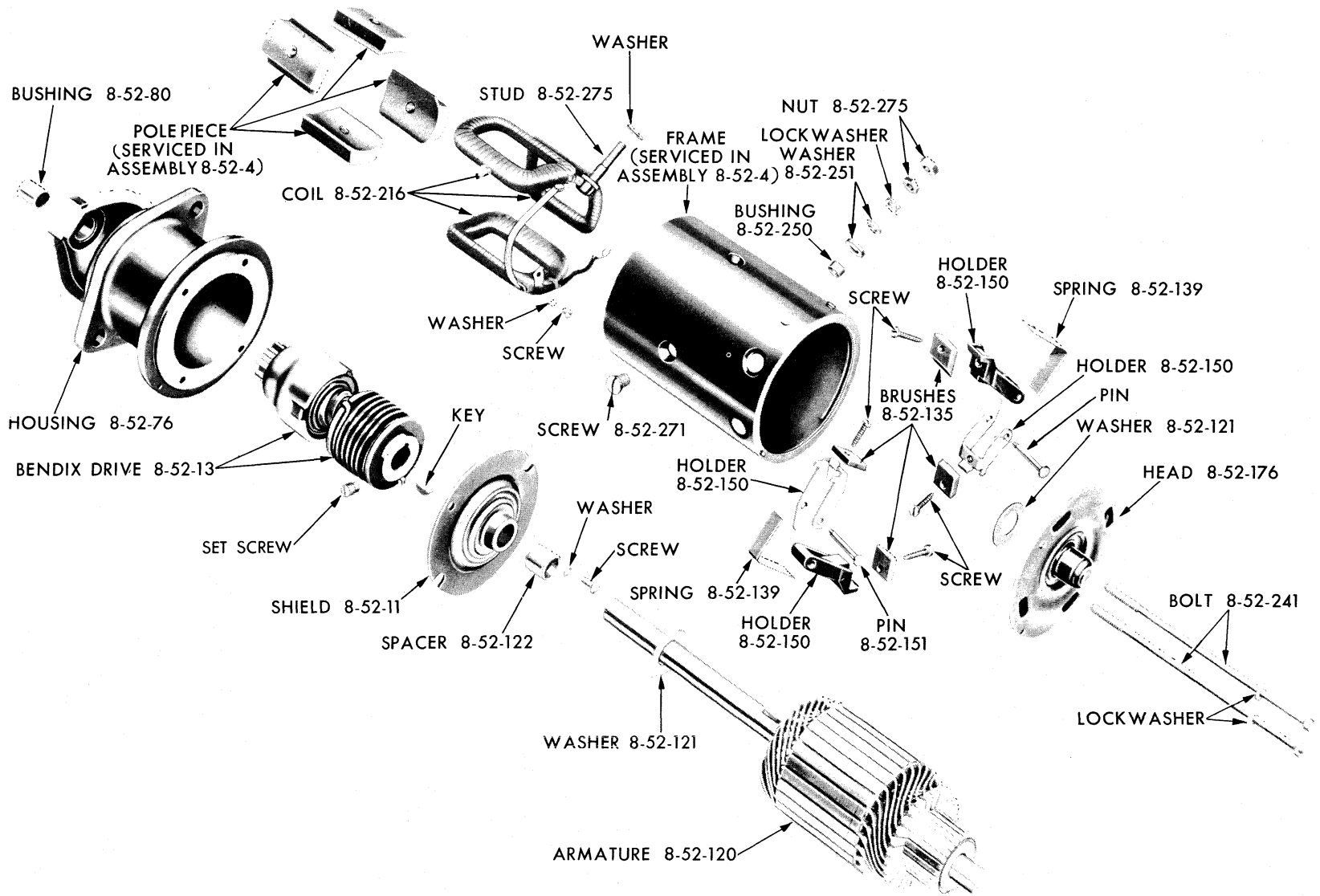
19x8167



19x8147A



19x8145A



19x8146

STARTER - 6 CYLINDER

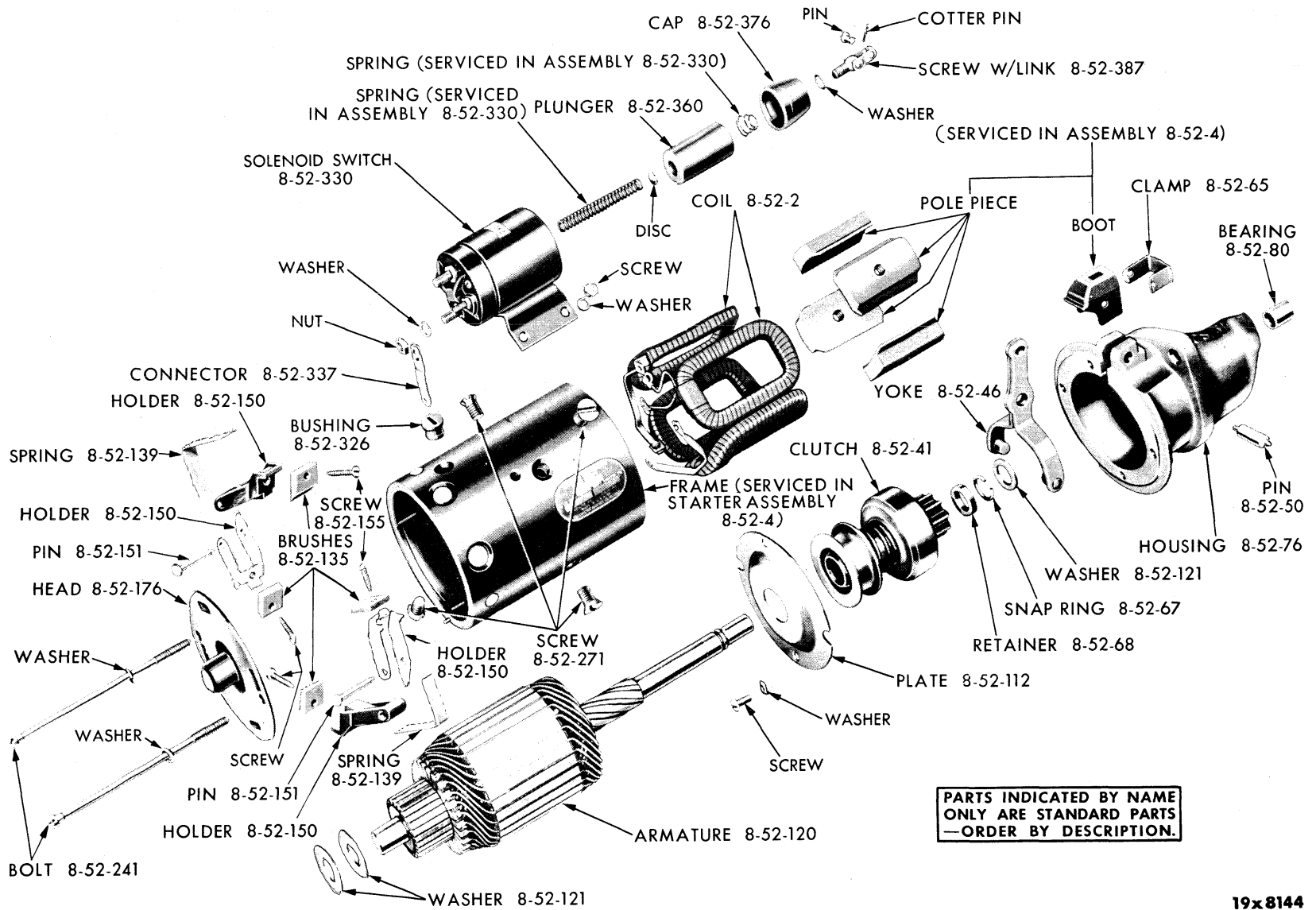
Plate 8-11

Oct. 10, 1957 Supersedes Dec. 10, 1956.

Page 8-8

Printed in U.S.A.





PARTS INDICATED BY NAME ONLY ARE STANDARD PARTS — ORDER BY DESCRIPTION.

19x8144

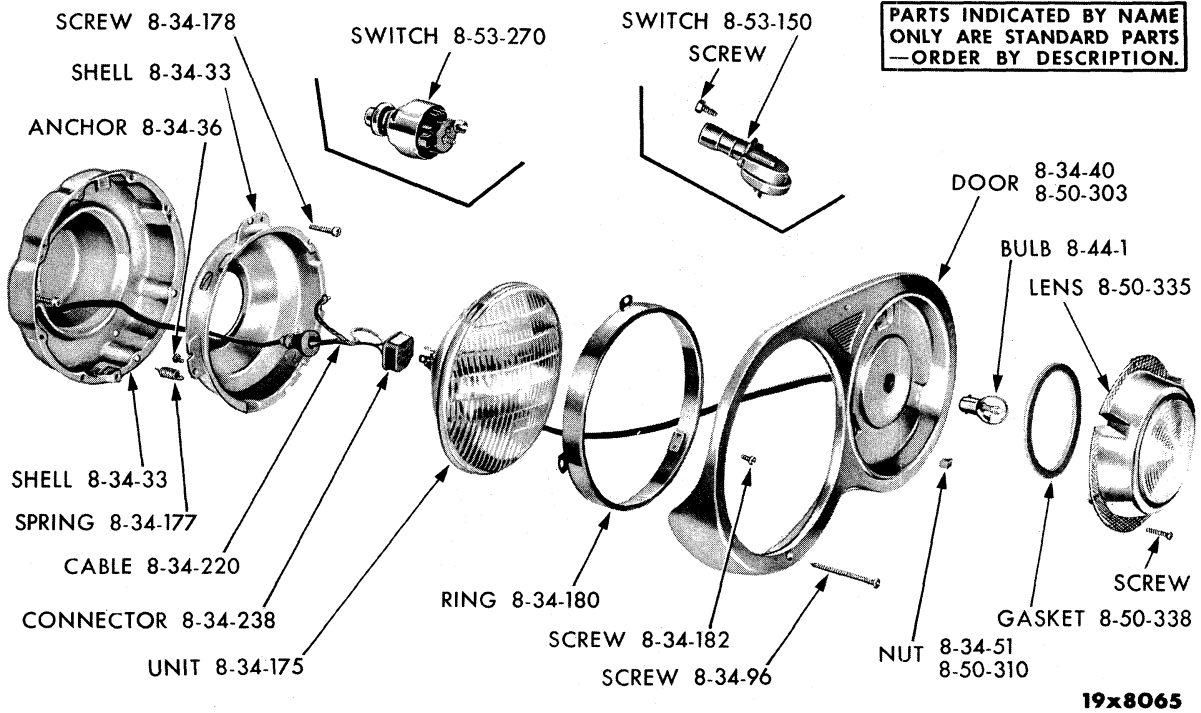


Plate 8-13

HEADLAMP AND PARKING LAMP - PLYMOUTH P30-31

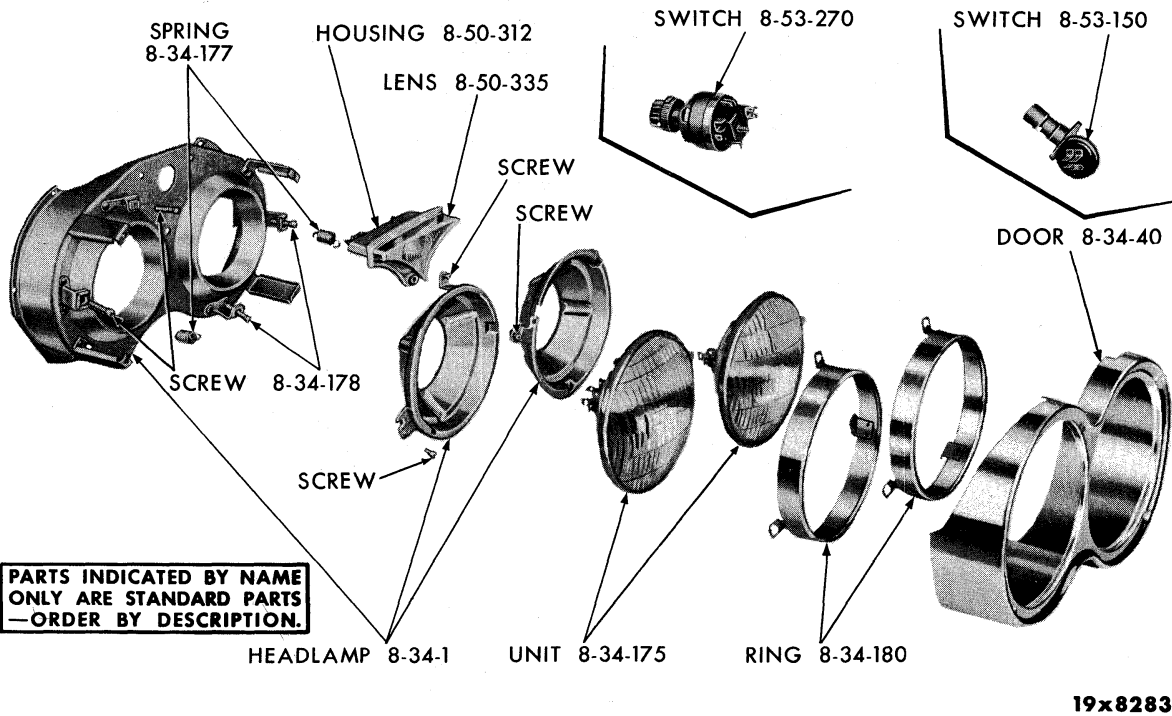


Plate 8-14

HEADLAMPS AND PARKING LAMP - PLYMOUTH LP1-2

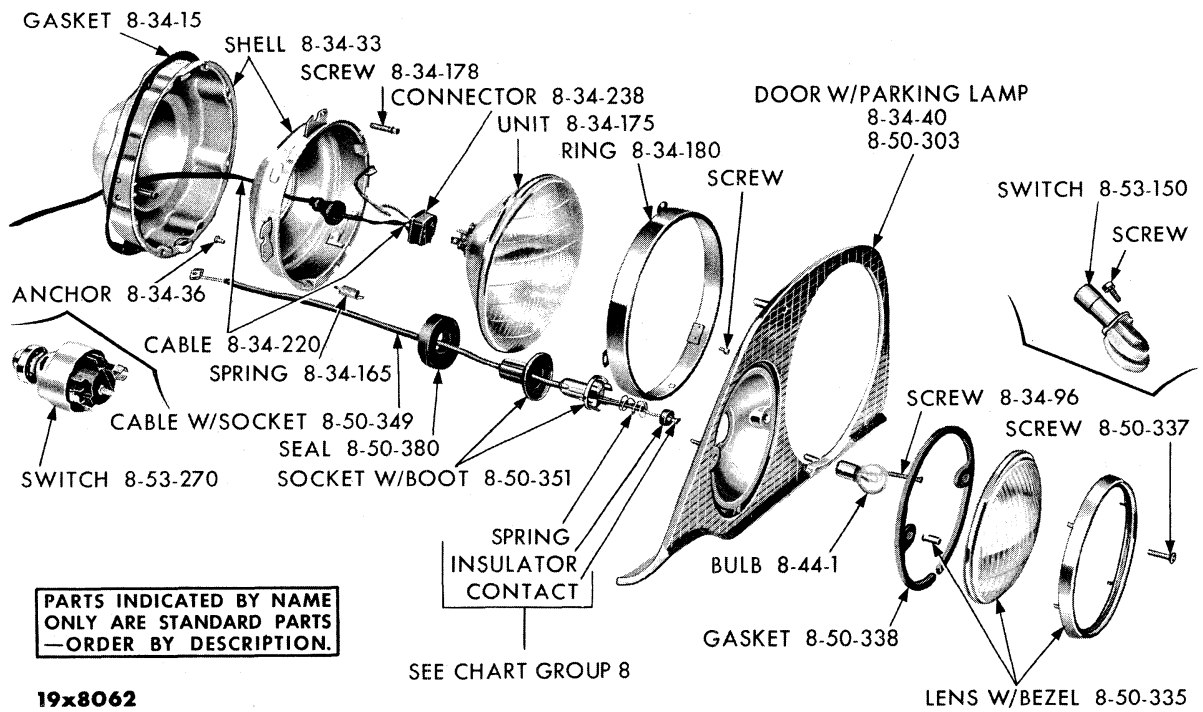


Plate 8-15

HEADLAMP AND PARKING LAMP - DODGE D66-67-70-71-72, DESOTO S27

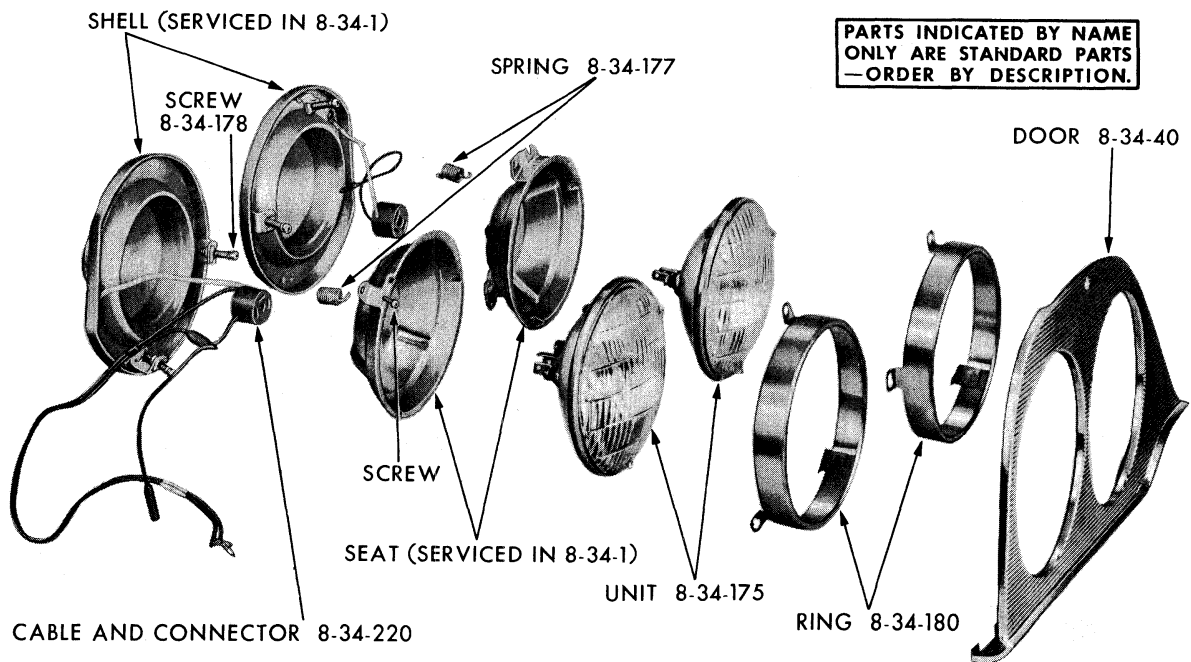


Plate 8-16

HEADLAMPS - DODGE LD1-2-3, DESOTO LS1, CHRYSLER LC1

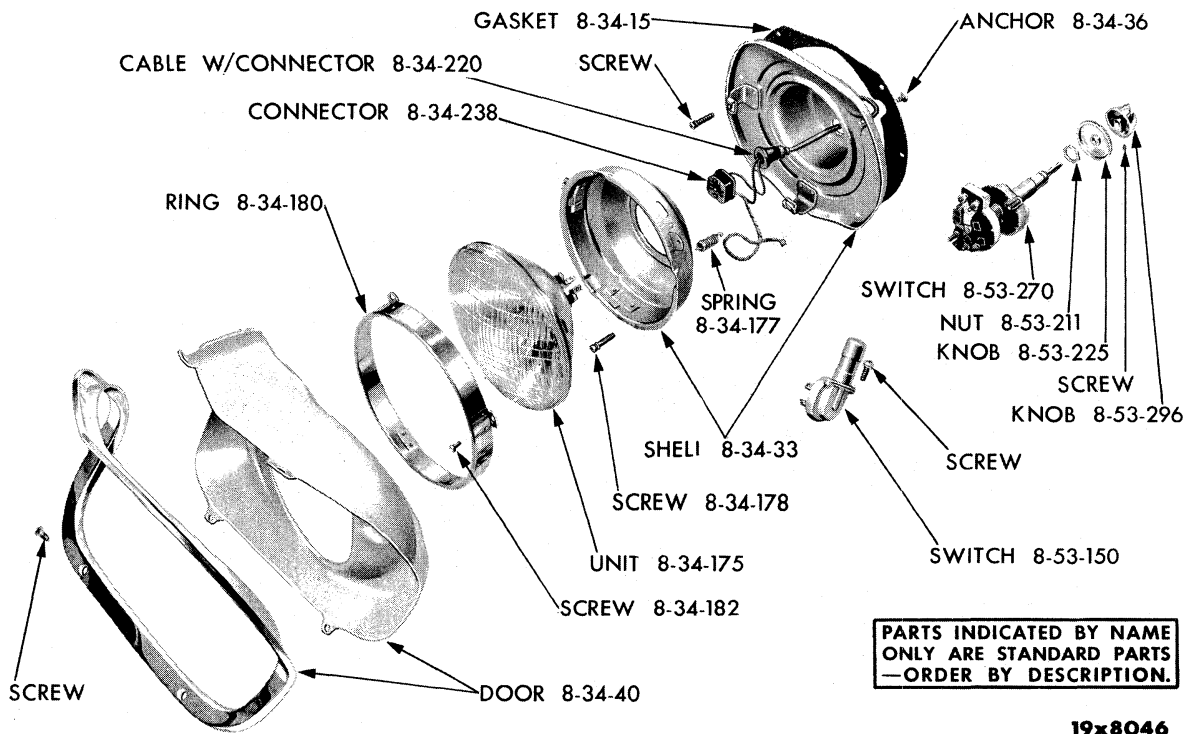


Plate 8-17

HEADLAMP (SINGLE) - DESOTO S25-26, CHRYSLER C75-76

**PARTS INDICATED BY NAME ONLY ARE STANDARD PARTS —ORDER BY DESCRIPTION.**

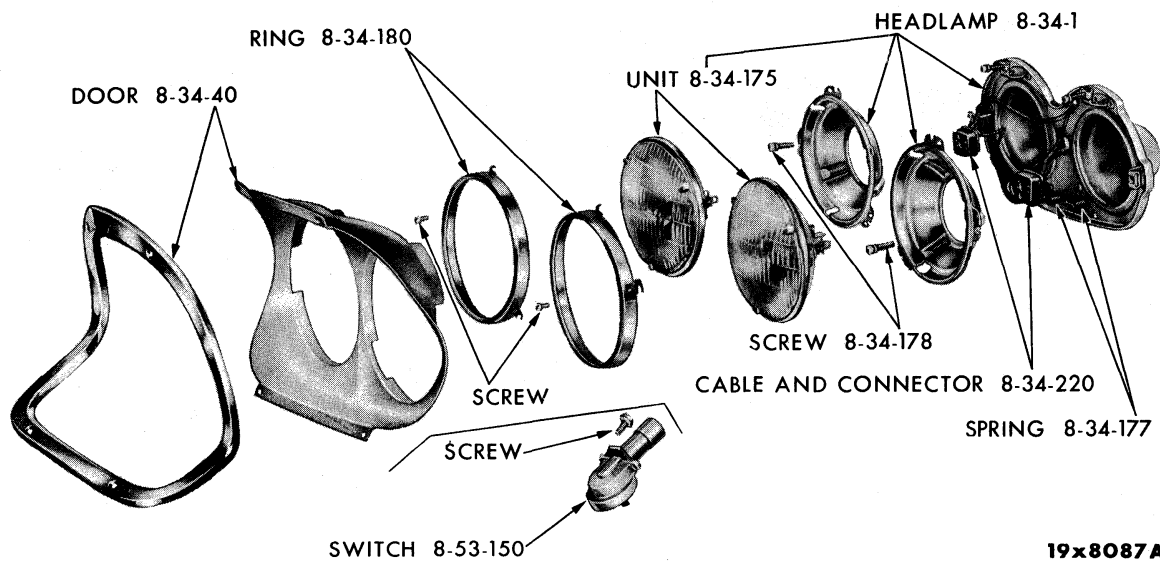
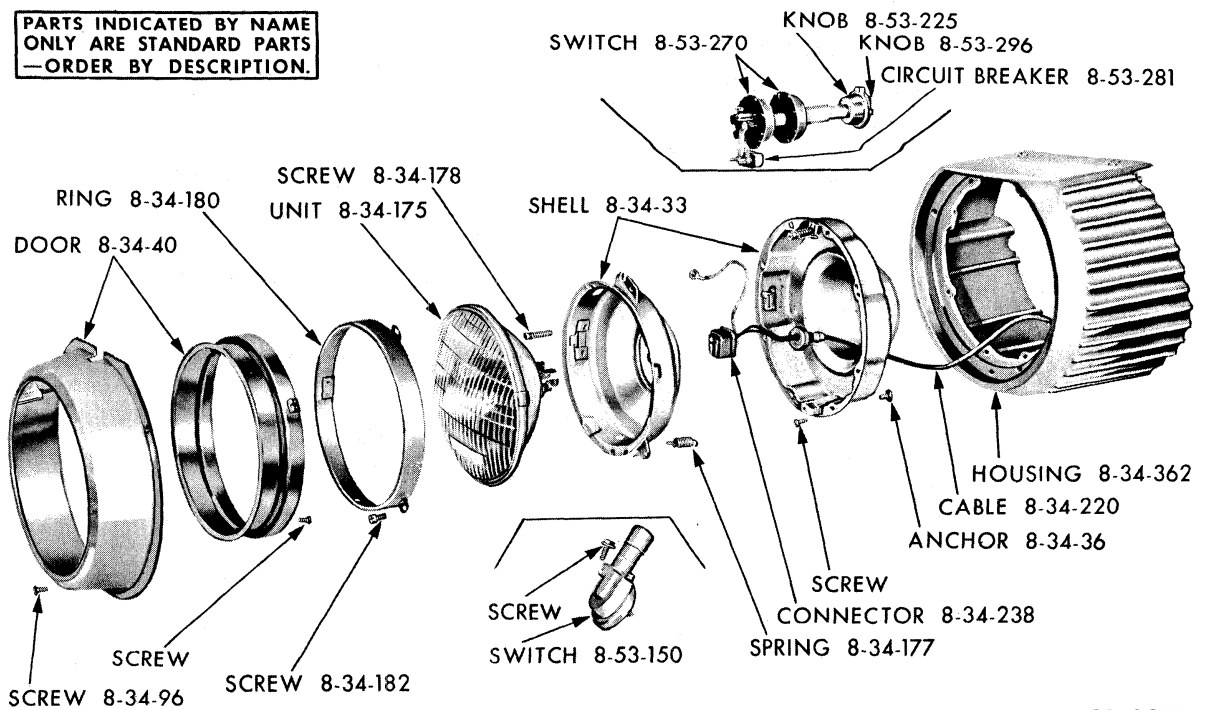


Plate 8-18

HEADLAMPS (DUAL) - DESOTO S25-26, LS2-3, CHRYSLER C75-76, LC2-3

PARTS INDICATED BY NAME ONLY ARE STANDARD PARTS —ORDER BY DESCRIPTION.

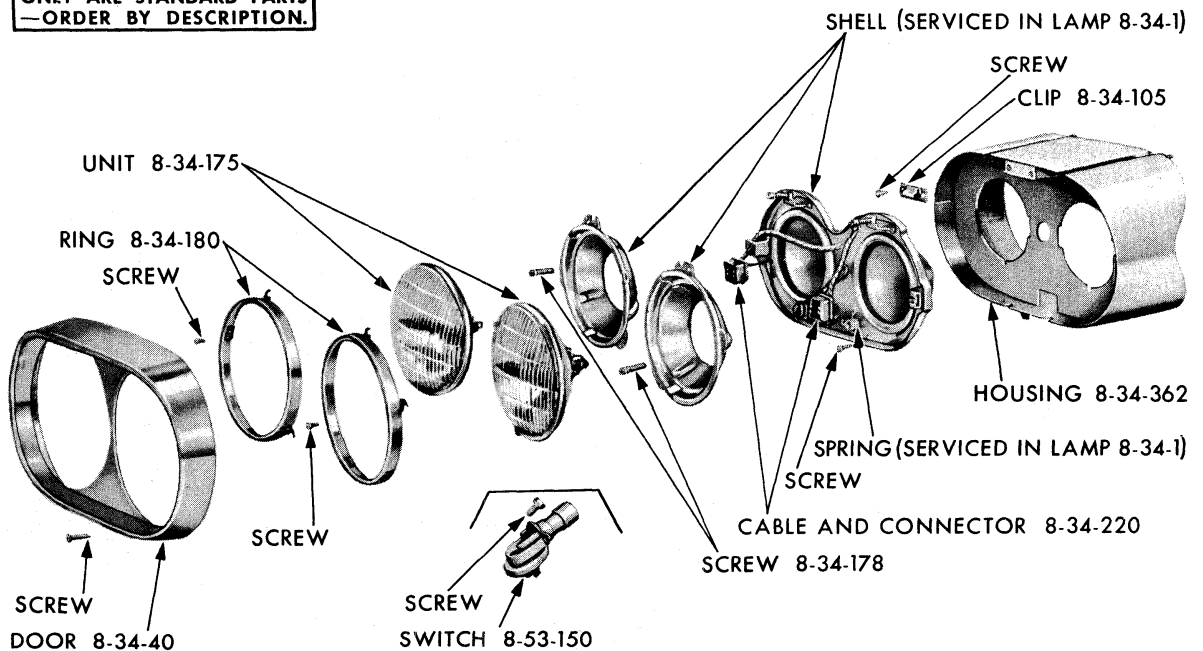


19x8086

Plate 8-19

HEADLAMP (SINGLE) - IMPERIAL IM-1

PARTS INDICATED BY NAME ONLY ARE STANDARD PARTS —ORDER BY DESCRIPTION.



19x8088A

Plate 8-20

HEADLAMPS (DUAL) - IMPERIAL IM-1, LY1

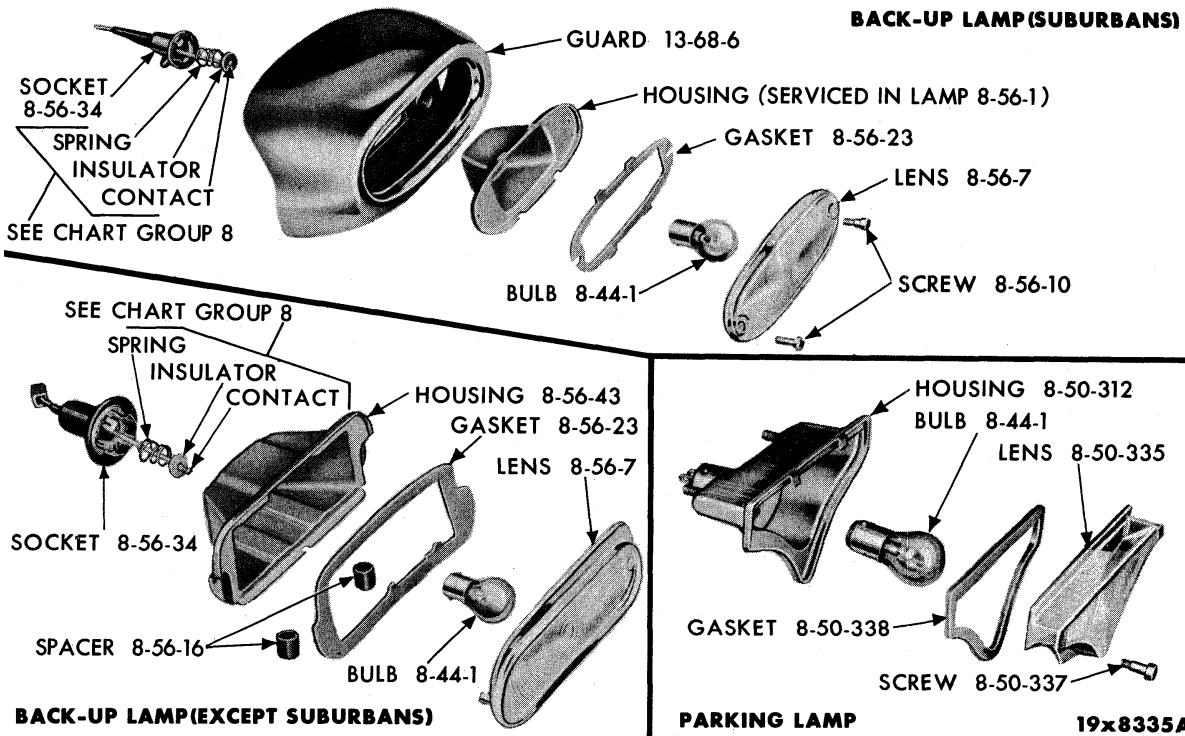


Plate 8-21

PARKING AND BACK-UP LAMPS - PLYMOUTH LP1-2

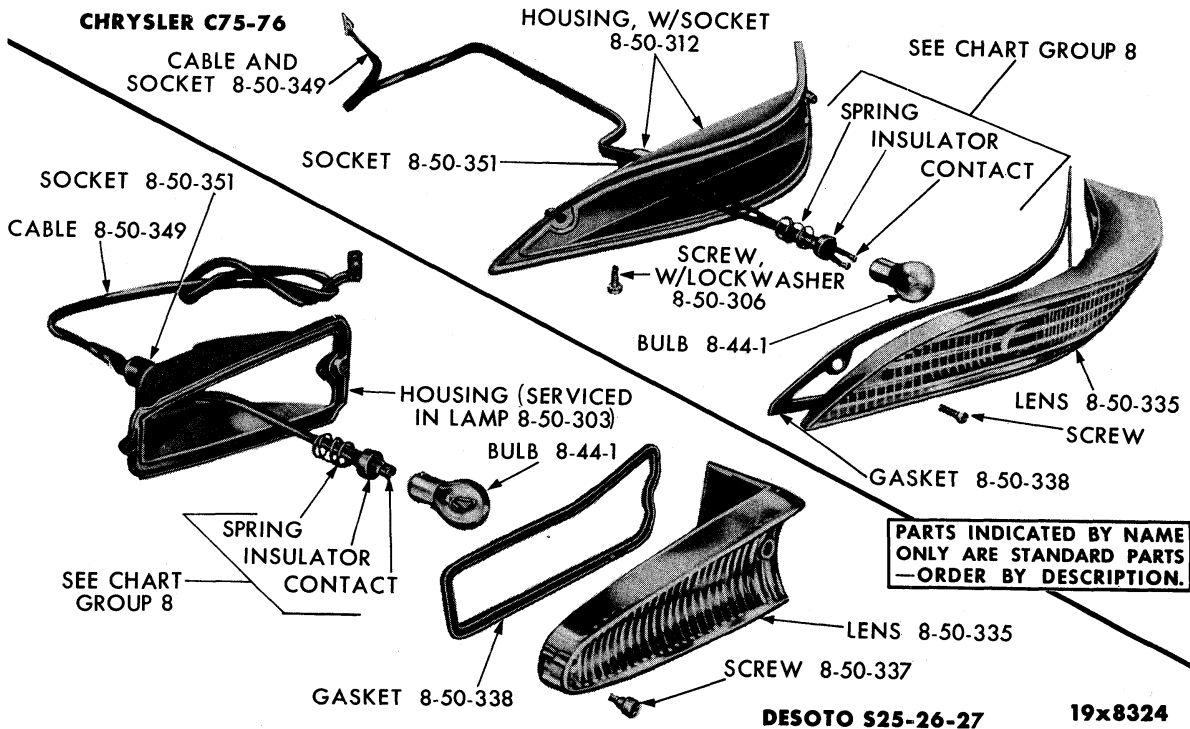


Plate 8-22

PARKING LAMPS - DESOTO S25-26-27, CHRYSLER C75-76

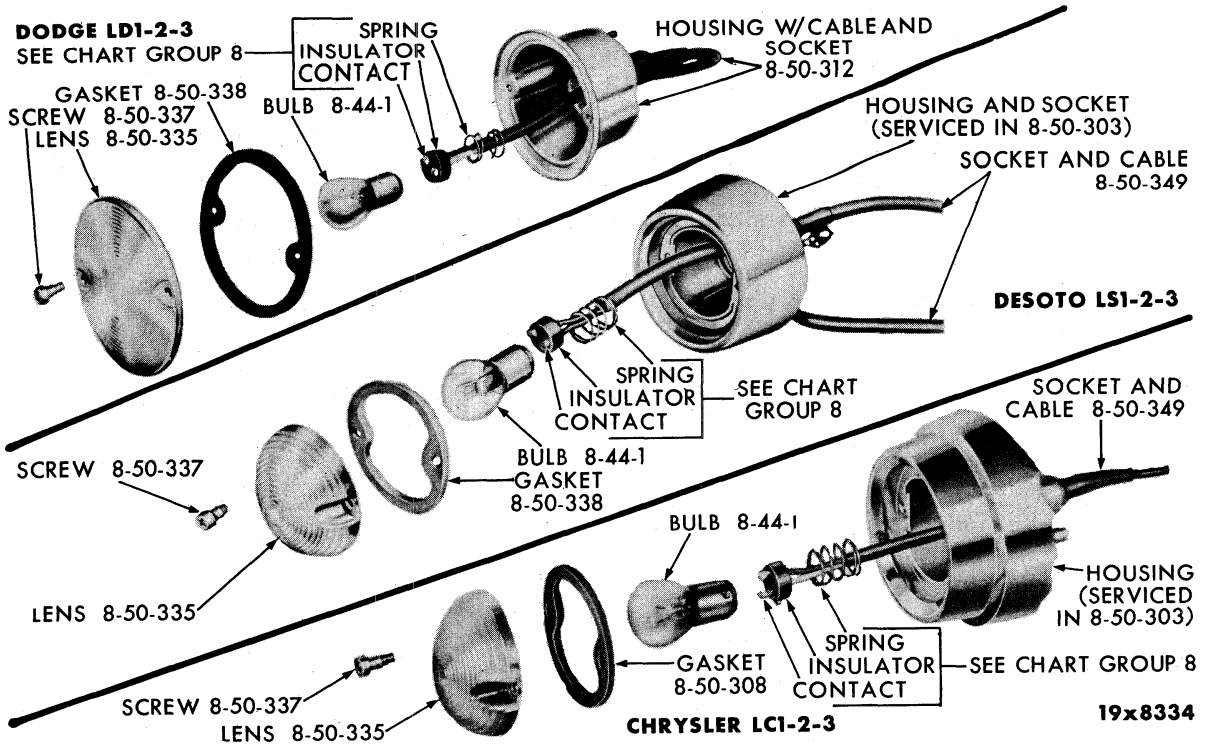


Plate 8-23 PARKING LAMPS - DODGE LD1-2-3, DESOTO LS1-2-3, CHRYSLER LC1-2-3

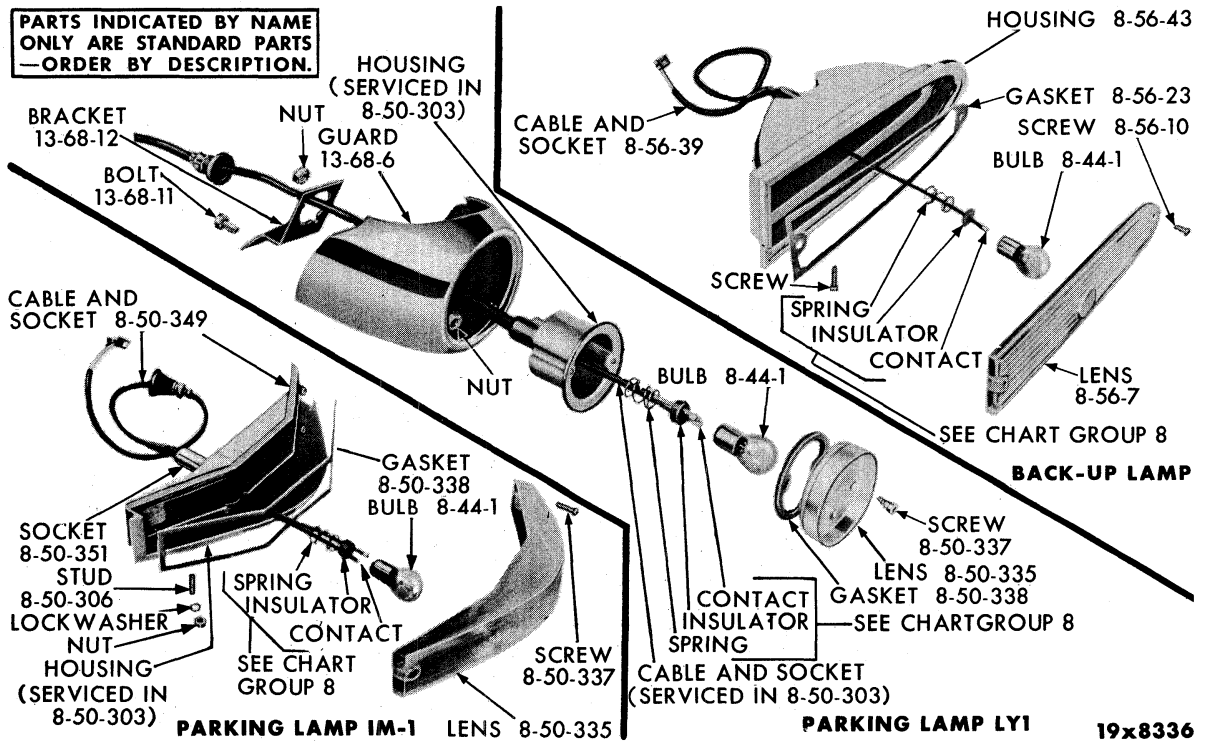


Plate 8-24 PARKING AND BACK-UP LAMPS - IMPERIAL IM-1, LY1

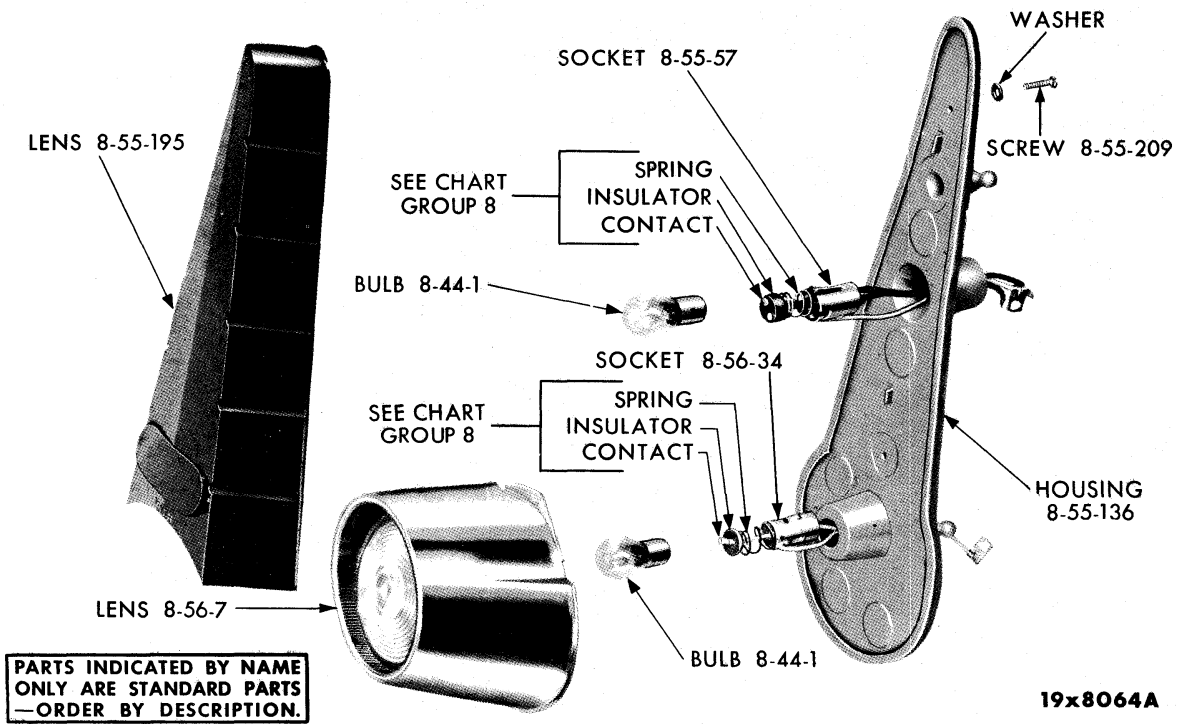


Plate 8-25

TAIL, STOP AND BACK-UP LAMPS - PLYMOUTH P30-31

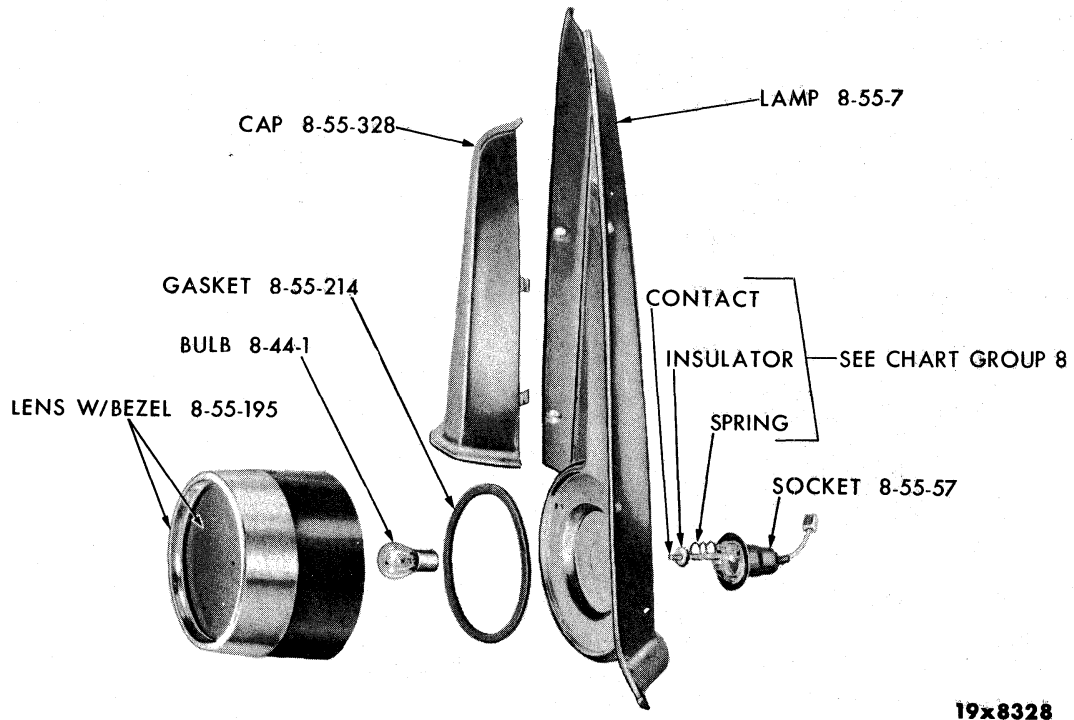


Plate 8-26

TAIL AND STOP LAMPS - PLYMOUTH LP1-2



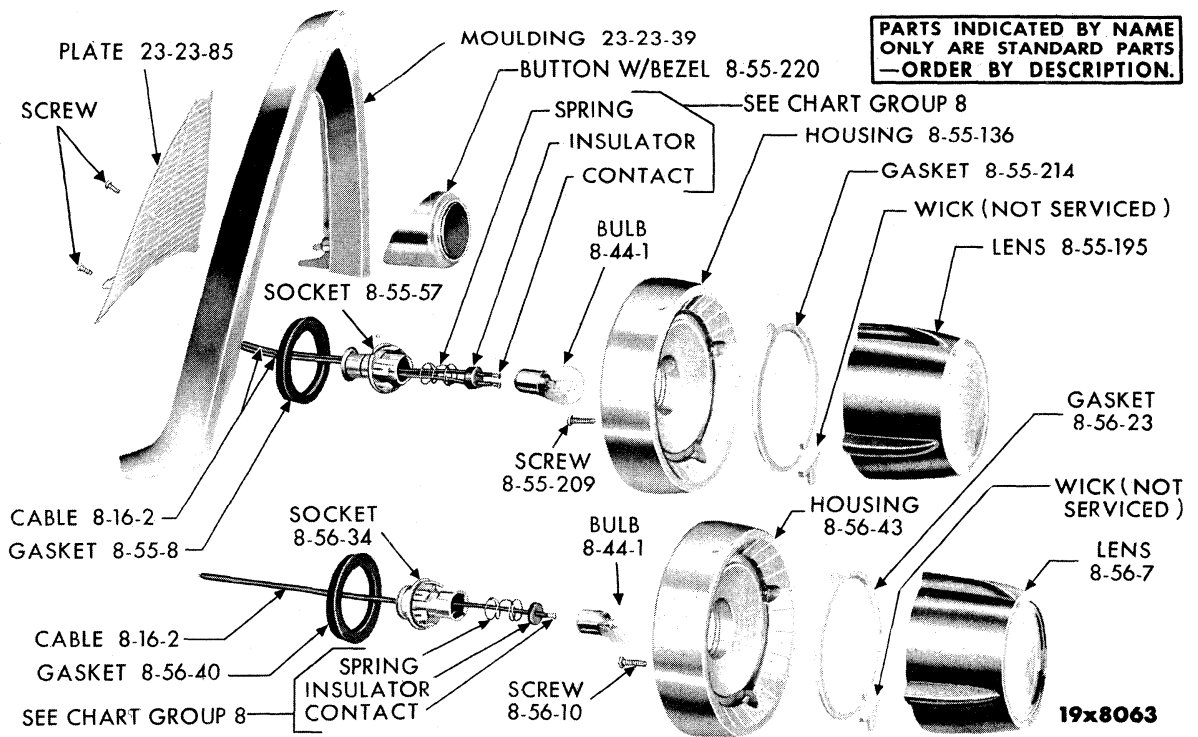


Plate 8-27

TAIL, STOP AND BACK-UP LAMPS - DODGE D66-67-72

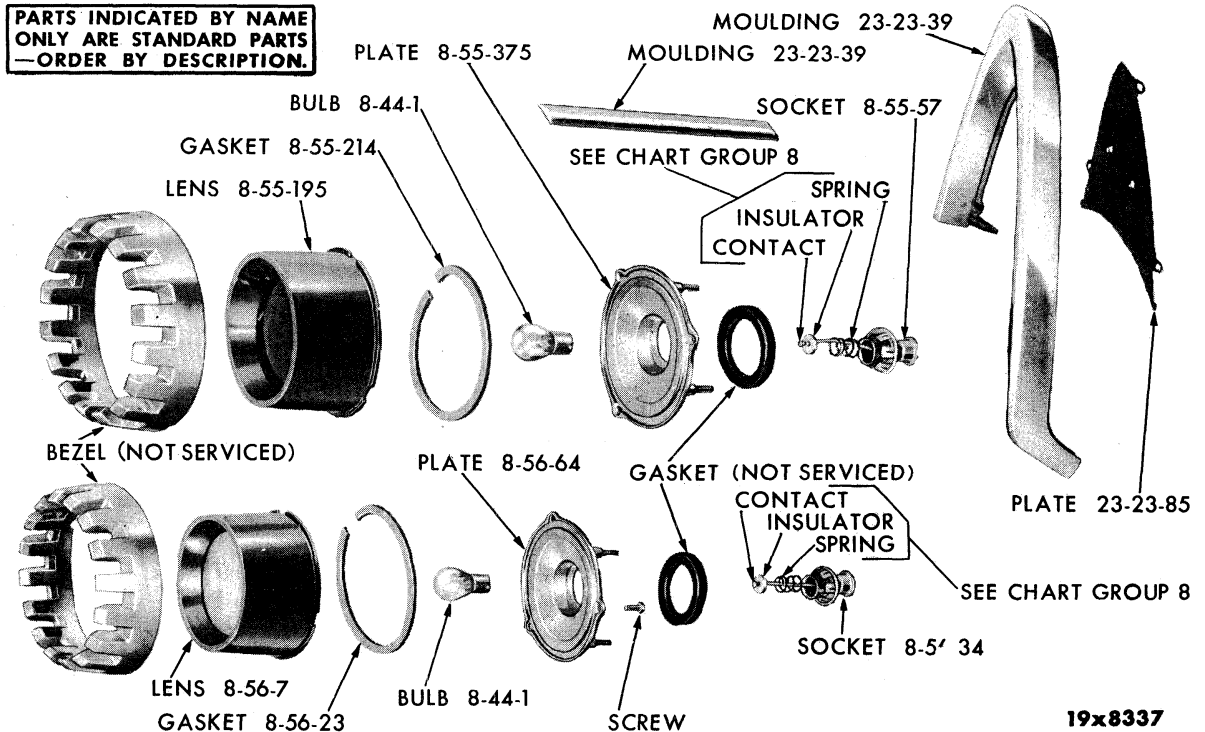


Plate 8-28

TAIL, STOP AND BACK-UP LAMPS - DODGE LD1-2-3

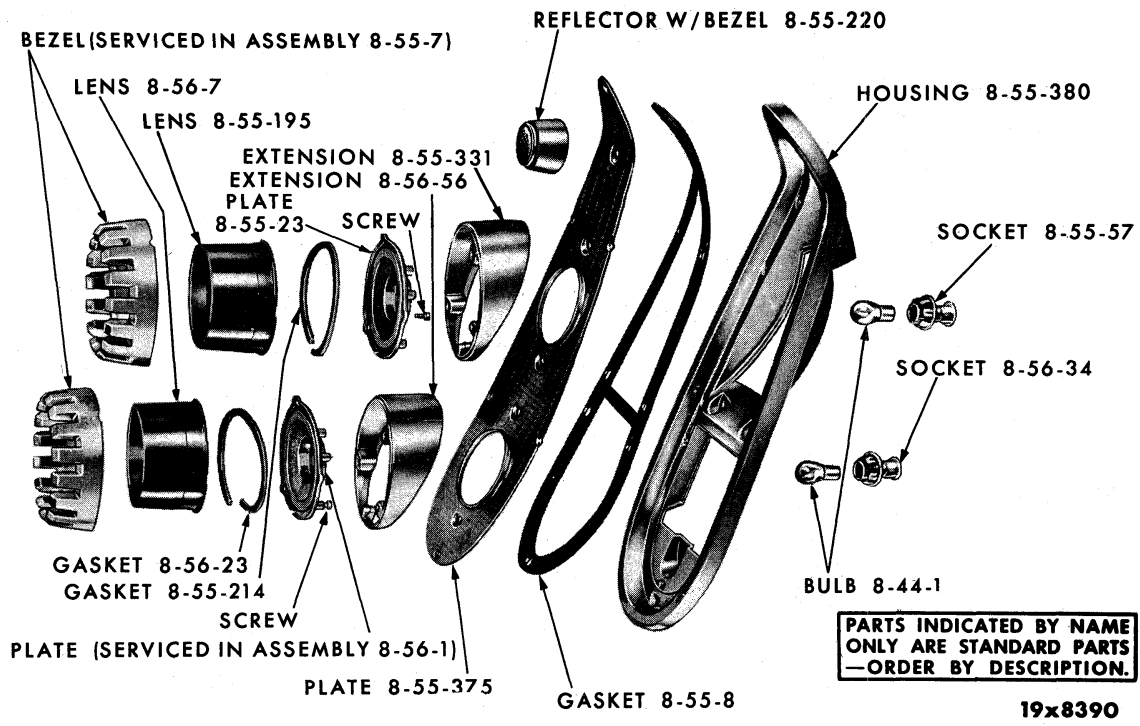


Plate 8-28A

TAIL, STOP AND BACK-UP LAMPS - DODGE LD3 SUBURBAN

**NOTES**

---

---

---

---

---

---

---

---

---

---

---

---

---

---

---

---

---

---

---

---

---

---

---

---

---

---

---

---

---

---



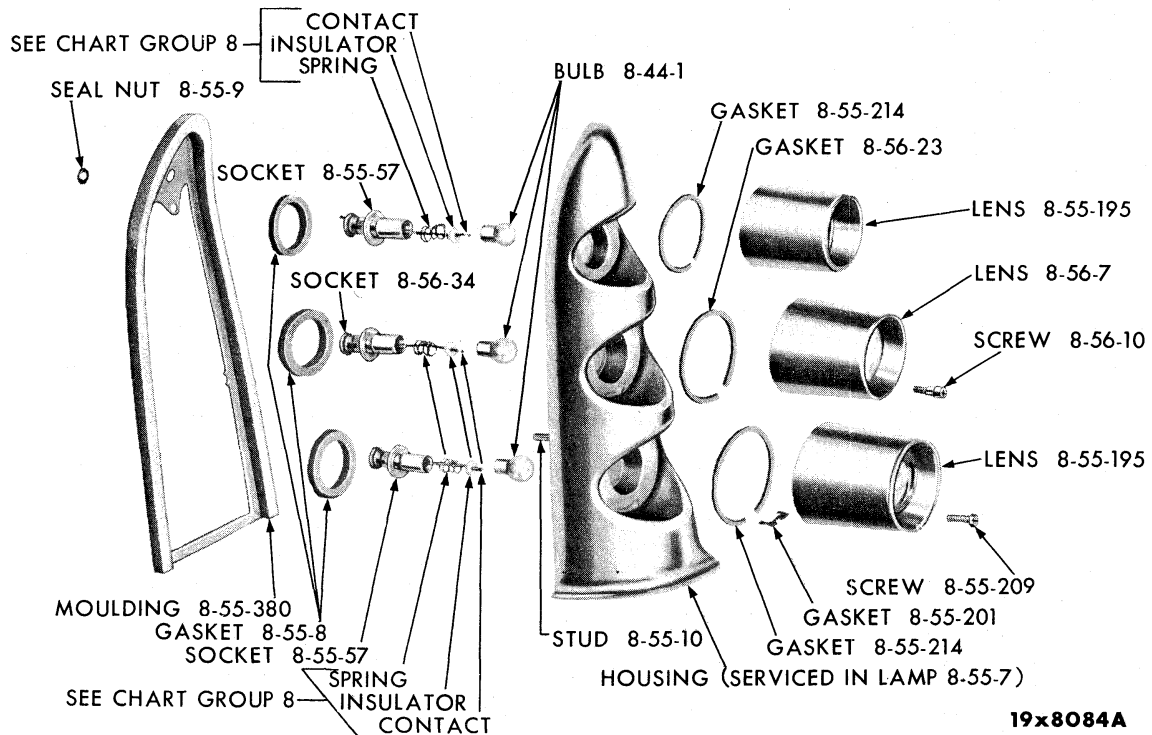


Plate 8-29

TAIL, STOP AND BACK-UP LAMPS - DESOTO S25-26-27, LS1-2-3

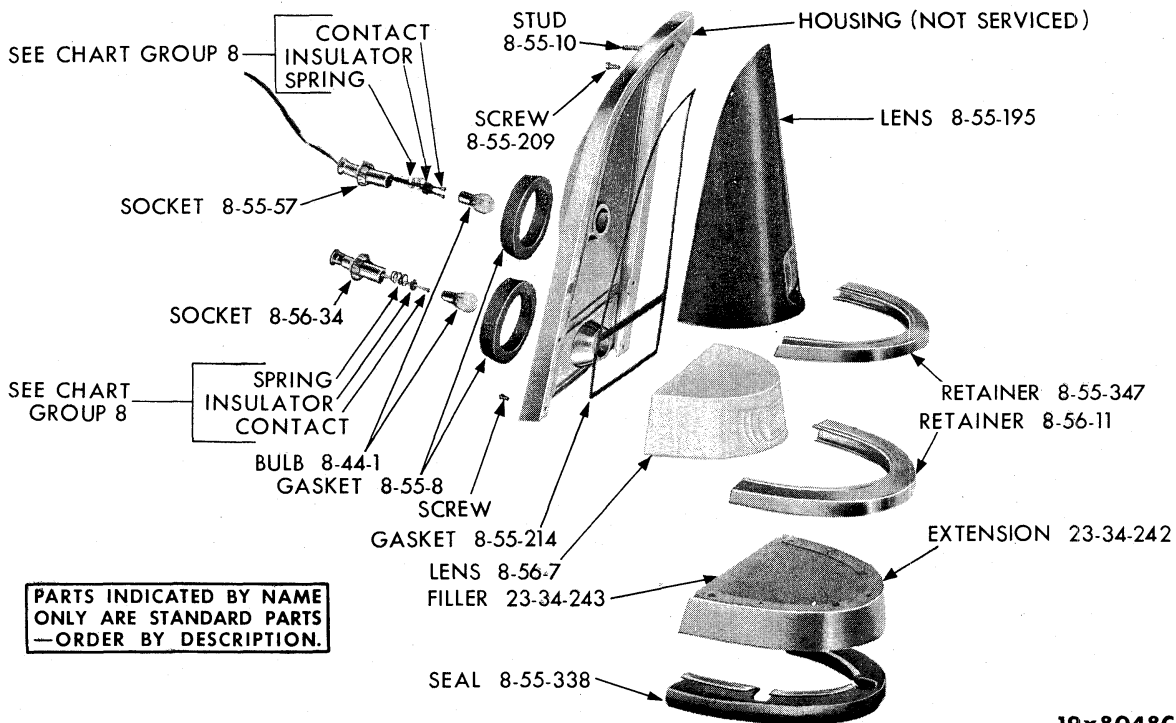


Plate 8-30

TAIL, STOP AND BACK-UP LAMPS - CHRYSLER C75-76

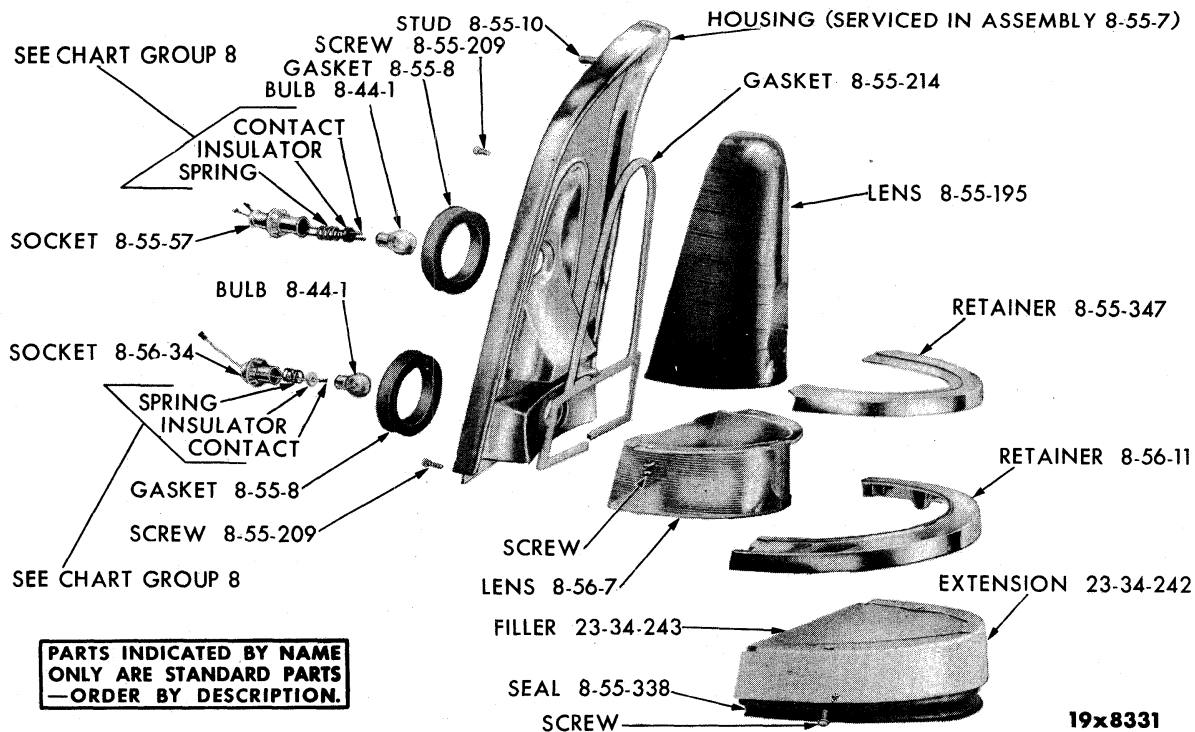


Plate 8-31

TAIL, STOP AND BACK-UP LAMPS - CHRYSLER LC1-2-3

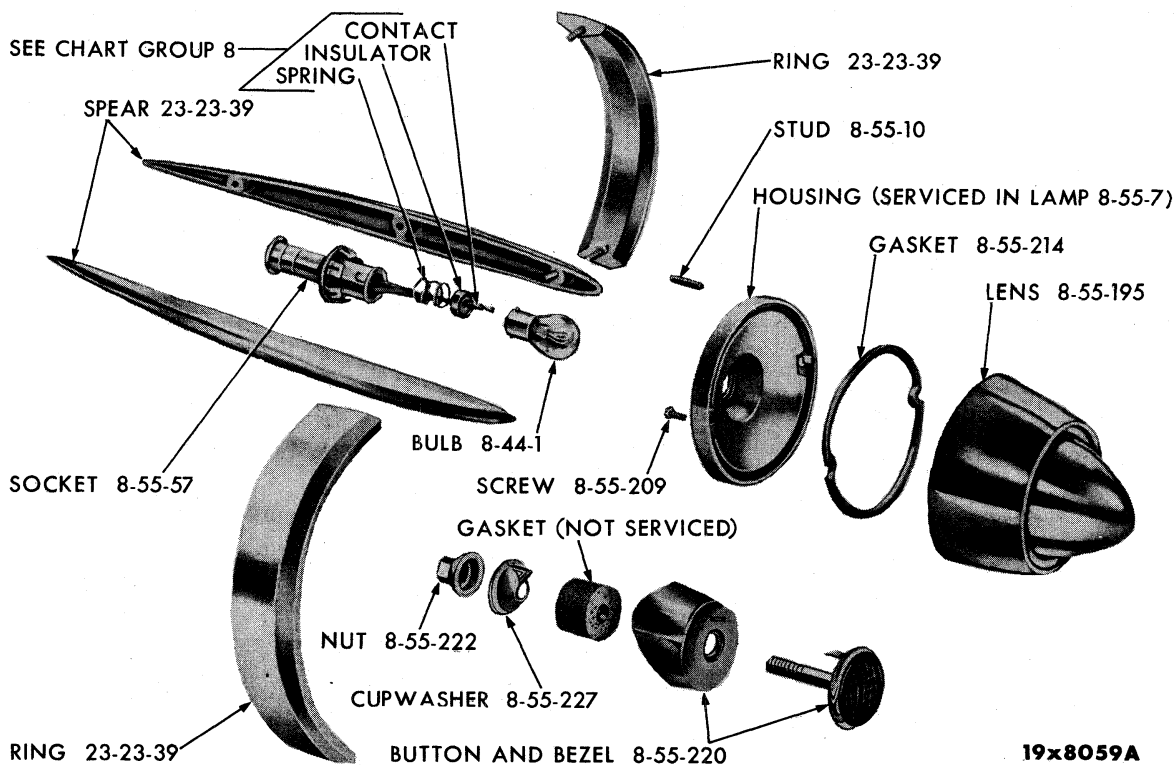


Plate 8-32

TAIL AND STOP LAMPS - IMPERIAL IM-1, LY1

**NOTES**

---

---

---

---

---

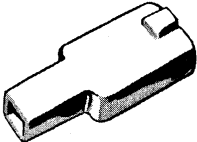

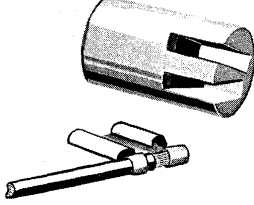
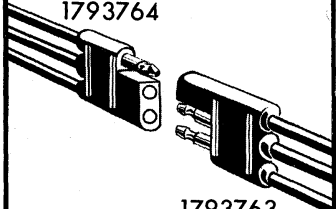


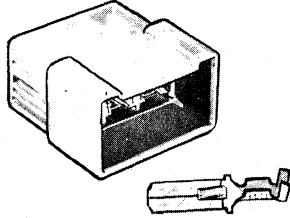
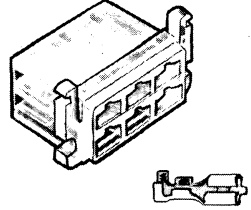

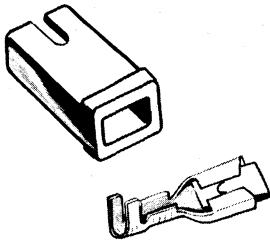
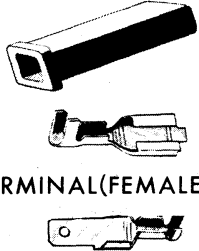

---

---

---




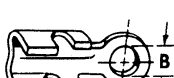
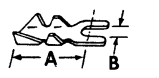


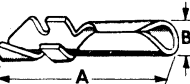
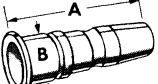









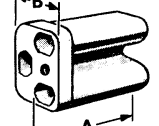
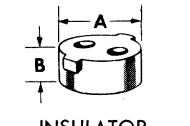
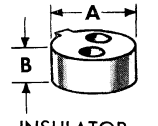
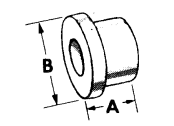
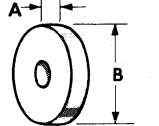
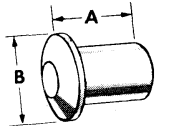

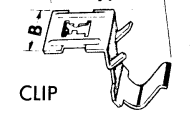
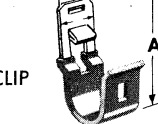
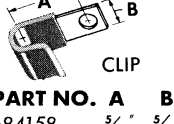
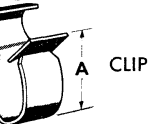
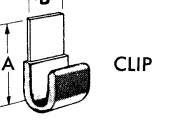
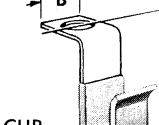

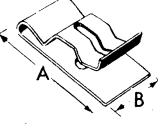

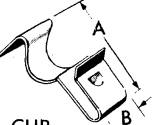
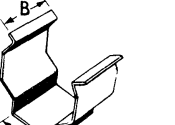
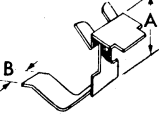

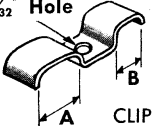
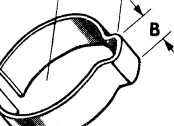
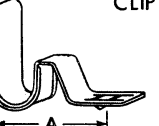

---

---

 <p>CONNECTOR 1819362</p>	<p>CONNECTOR 10</p>  <p>TERMINAL 20 1843444 PACKAGE</p>	<p>CONNECTOR 10 1842003</p>  <p>1842009 TERMINAL 20 1843411 PACKAGE</p>	<p>PLUG AND WIRING</p>  <p>1793764 1793763</p>
 <p>TERMINAL (10) 1843220 PACKAGE</p>	 <p>TERMINAL (10) (SILVER-PLATED) 1843221 PACKAGE</p>	<p>INSULATOR (1)</p>  <p>TERMINAL (6) 1843222 PACKAGE</p>	<p>INSULATOR (1)</p>  <p>TERMINAL (6) 1843223 PACKAGE</p>
<p>INSULATOR (10)</p>  <p>TERMINAL (20) 1843224 PACKAGE</p>	<p>INSULATOR (10)</p>  <p>TERMINAL (10) 1843225 PACKAGE</p>	<p>INSULATOR (10)</p>  <p>TERMINAL (FEMALE) (10) TERMINAL (MALE) (10) 1843226 PACKAGE</p>	<p>INSULATOR (10)</p>  <p>TERMINAL (FEMALE) (10) 1843227 PACKAGE</p>

**NUMBERS IN PARENTHESES INDICATE QUANTITY INCLUDED IN PACKAGE**

19x8186B

 <p>INSULATOR SLEEVES</p> <p><b>PART NO. A B</b></p> <p>930304 1' 2<sup>1</sup>/<sub>4</sub>"</p> <p>1188502 1' 1<sup>1</sup>/<sub>4</sub>"</p> <p>1264933 1' 7<sup>1</sup>/<sub>32</sub>"</p>	 <p>TERMINAL</p> <p><b>PART NO. A B</b></p> <p>200001 1<sup>3</sup>/<sub>16</sub>" 5<sup>1</sup>/<sub>32</sub>"</p> <p>200228 1<sup>1</sup>/<sub>16</sub>" 1<sup>13</sup>/<sub>64</sub>"</p> <p>200235 1<sup>1</sup>/<sub>32</sub>" 1<sup>13</sup>/<sub>32</sub>"</p> <p>200230 1<sup>1</sup>/<sub>8</sub>" 9<sup>1</sup>/<sub>32</sub>"</p>	 <p>TERMINAL</p> <p><b>PART NO. A B</b></p> <p>200268 1<sup>1</sup>/<sub>32</sub>" 1<sup>13</sup>/<sub>32</sub>"</p> <p>200266 1<sup>1</sup>/<sub>8</sub>" 1<sup>13</sup>/<sub>32</sub>"</p> <p>200019 1<sup>1</sup>/<sub>32</sub>" 1<sup>13</sup>/<sub>32</sub>"</p> <p>200013 1<sup>13</sup>/<sub>16</sub>" 7<sup>1</sup>/<sub>32</sub>"</p> <p>200025 1' 1<sup>1</sup>/<sub>32</sub>"</p> <p>200267 1<sup>3</sup>/<sub>16</sub>" 1<sup>11</sup>/<sub>32</sub>"</p>	 <p>TERMINAL</p> <p><b>PART NO. A B</b></p> <p>200052 1<sup>13</sup>/<sub>16</sub>" 1<sup>13</sup>/<sub>64</sub>"</p>	 <p>TERMINAL</p> <p><b>PART NO. A B</b></p> <p>200393 1<sup>13</sup>/<sub>16</sub>" 9<sup>1</sup>/<sub>16</sub>"</p> <p>200286 9<sup>1</sup>/<sub>16</sub>" 3<sup>1</sup>/<sub>32</sub>"</p> <p>200394 1<sup>13</sup>/<sub>16</sub>" 3<sup>1</sup>/<sub>16</sub>"</p>	 <p>TERMINAL</p> <p><b>PART NO. A B</b></p> <p>200094 3<sup>1</sup>/<sub>4</sub>" 1<sup>11</sup>/<sub>64</sub>"</p>
 <p>TERMINAL</p> <p><b>PART NO. A B</b></p> <p>200156 1<sup>11</sup>/<sub>32</sub>" 1<sup>13</sup>/<sub>64</sub>"</p>	 <p>TERMINAL</p> <p><b>PART NO. A B</b></p> <p>870821 3<sup>1</sup>/<sub>4</sub>" 1<sup>11</sup>/<sub>64</sub>"</p>	 <p>TERMINAL</p> <p><b>PART NO. A B</b></p> <p>665151 1<sup>17</sup>/<sub>32</sub>" 3<sup>1</sup>/<sub>16</sub>"</p>	 <p>TERMINAL</p> <p><b>PART NO. A B</b></p> <p>200062 3<sup>7</sup>/<sub>64</sub>" 5<sup>1</sup>/<sub>32</sub>"</p> <p>1383778 5<sup>1</sup>/<sub>8</sub>" 1<sup>1</sup>/<sub>8</sub>"</p>	 <p>TERMINAL</p> <p><b>PART NO. A B</b></p> <p>903895 3<sup>1</sup>/<sub>8</sub>" 1<sup>1</sup>/<sub>8</sub>"</p> <p>1622503 3<sup>5</sup>/<sub>64</sub>" 1<sup>1</sup>/<sub>8</sub>"</p>	 <p>TERMINAL</p> <p><b>PART NO. A B</b></p> <p>1527254 2<sup>7</sup>/<sub>64</sub>" 1<sup>13</sup>/<sub>64</sub>"</p>
 <p>CONNECTOR (Single)</p> <p><b>PART NO. A B</b></p> <p>1310489 1<sup>1</sup>/<sub>2</sub>" 1<sup>1</sup>/<sub>32</sub>"</p>	 <p>CONNECTOR (Double)</p> <p><b>PART NO. A B</b></p> <p>1345869 1<sup>1</sup>/<sub>2</sub>" 3<sup>5</sup>/<sub>64</sub>"</p>	 <p>CONNECTOR (Bridge)</p> <p><b>PART NO. A B</b></p> <p>1345871 1<sup>1</sup>/<sub>2</sub>" 2<sup>23</sup>/<sub>32</sub>"</p>	 <p>CONNECTOR</p> <p><b>PART NO. A B</b></p> <p>1658840 1<sup>1</sup>/<sub>2</sub>" 2<sup>29</sup>/<sub>32</sub>"</p>	 <p>"Y" CONNECTOR</p> <p><b>PART NO. A B</b></p> <p>689867 1 3<sup>1</sup>/<sub>8</sub>" 3<sup>1</sup>/<sub>8</sub>"</p>	 <p>CONNECTOR (Triple)</p> <p><b>PART NO. A B</b></p> <p>1345870 1<sup>1</sup>/<sub>2</sub>" 1<sup>17</sup>/<sub>32</sub>"</p>
 <p>CONNECTOR</p> <p><b>PART NO. A B</b></p> <p>1370445 1<sup>1</sup>/<sub>2</sub>" 2<sup>25</sup>/<sub>32</sub>"</p>	 <p>INSULATOR</p> <p><b>PART NO. A B</b></p> <p>858245 3<sup>1</sup>/<sub>64</sub>" 1<sup>1</sup>/<sub>4</sub>"</p> <p>1345803 3<sup>1</sup>/<sub>64</sub>" 1<sup>1</sup>/<sub>4</sub>"</p>	 <p>INSULATOR</p> <p><b>PART NO. A B</b></p> <p>1273303 3<sup>1</sup>/<sub>64</sub>" 1<sup>1</sup>/<sub>4</sub>"</p> <p>1770999 3<sup>1</sup>/<sub>64</sub>" 9<sup>1</sup>/<sub>32</sub>"</p>	 <p>BUSHING</p> <p><b>PART NO. A B</b></p> <p>657583 7<sup>1</sup>/<sub>32</sub>" 5<sup>1</sup>/<sub>16</sub>"</p>	 <p>WASHER</p> <p><b>PART NO. A B</b></p> <p>6006106 1<sup>1</sup>/<sub>8</sub>" 3<sup>1</sup>/<sub>64</sub>"</p>	 <p>CONTACT</p> <p><b>PART NO. A B</b></p> <p>657572 7<sup>1</sup>/<sub>32</sub>" 3<sup>1</sup>/<sub>16</sub>"</p>
 <p>SOCKET SPRING</p> <p><b>PART NO. A B</b></p> <p>44758 3<sup>1</sup>/<sub>4</sub>" 9<sup>1</sup>/<sub>16</sub>"</p> <p>385532 1<sup>1</sup>/<sub>16</sub>" 3<sup>1</sup>/<sub>8</sub>"</p> <p>1273970 1<sup>1</sup>/<sub>16</sub>" 9<sup>1</sup>/<sub>16</sub>"</p>	 <p>CLIP</p> <p><b>PART NO. A B</b></p> <p>1301056 2<sup>29</sup>/<sub>64</sub>" 3<sup>1</sup>/<sub>4</sub>"</p> <p>1475581 1<sup>29</sup>/<sub>32</sub>" 3<sup>1</sup>/<sub>4</sub>"</p>	 <p>CLIP</p> <p><b>PART NO. A B</b></p> <p>1142846 2<sup>29</sup>/<sub>64</sub>" 3<sup>1</sup>/<sub>4</sub>"</p> <p>1313158 2" 5<sup>1</sup>/<sub>8</sub>"</p>	 <p>CLIP</p> <p><b>PART NO. A B</b></p> <p>684158 5<sup>1</sup>/<sub>8</sub>" 5<sup>1</sup>/<sub>8</sub>"</p> <p>1263079 2<sup>27</sup>/<sub>32</sub>" 3<sup>1</sup>/<sub>4</sub>"</p> <p>1302783 1<sup>1</sup>/<sub>16</sub>" 2<sup>1</sup>/<sub>32</sub>"</p> <p>581523 1<sup>1</sup>/<sub>2</sub>" 5<sup>1</sup>/<sub>8</sub>"</p>	 <p>CLIP</p> <p><b>PART NO. A B</b></p> <p>639853 1" 1<sup>1</sup>/<sub>2</sub>"</p>	 <p>CLIP</p> <p><b>PART NO. A B</b></p> <p>1336285 1<sup>1</sup>/<sub>16</sub>" 5<sup>1</sup>/<sub>8</sub>"</p> <p>1526037 1 3<sup>1</sup>/<sub>16</sub>" 1<sup>1</sup>/<sub>2</sub>"</p>
 <p>CLIP</p> <p><b>PART NO. A B</b></p> <p>1308484 1" 5<sup>1</sup>/<sub>4</sub>"</p> <p>1770450 2<sup>25</sup>/<sub>64</sub>" 1<sup>1</sup>/<sub>16</sub>"</p>	 <p>CLIP</p> <p><b>PART NO. A B</b></p> <p>127753 5<sup>5</sup>/<sub>64</sub>" 1<sup>11</sup>/<sub>16</sub>"</p> <p>145411 5<sup>1</sup>/<sub>64</sub>" 1<sup>11</sup>/<sub>16</sub>"</p> <p>1261740 7<sup>1</sup>/<sub>8</sub>" 1<sup>11</sup>/<sub>16</sub>"</p>	 <p>CLIP</p> <p><b>PART NO. A B</b></p> <p>1495594 1 3<sup>1</sup>/<sub>8</sub>" 1<sup>1</sup>/<sub>16</sub>"</p>	 <p>CLIP</p> <p><b>PART NO. A B</b></p> <p>1436940 5<sup>1</sup>/<sub>8</sub>" 1<sup>1</sup>/<sub>2</sub>"</p>	 <p>CLIP</p> <p><b>PART NO. A B</b></p> <p>696396 1" 3<sup>1</sup>/<sub>8</sub>"</p>	 <p>CLIP</p> <p><b>PART NO. A B</b></p> <p>1523149 5<sup>1</sup>/<sub>8</sub>" 3<sup>1</sup>/<sub>4</sub>"</p>
 <p>CLIP</p> <p><b>PART NO. A B</b></p> <p>1523018 2<sup>25</sup>/<sub>32</sub>" 3<sup>1</sup>/<sub>8</sub>"</p>	 <p>CLIP</p> <p><b>PART NO. A B</b></p> <p>1440126 1" 1<sup>1</sup>/<sub>2</sub>"</p>	 <p>3<sup>1</sup>/<sub>32</sub>" Hole</p> <p>CLIP</p> <p><b>PART NO. A B</b></p> <p>1523125 1<sup>1</sup>/<sub>16</sub>" 9<sup>1</sup>/<sub>16</sub>"</p>	 <p>CLIP</p> <p><b>PART NO. A B</b></p> <p>1660449 3<sup>1</sup>/<sub>32</sub>" 1<sup>1</sup>/<sub>2</sub>"</p>	 <p>CLIP</p> <p><b>PART NO. A B</b></p> <p>877491 1<sup>1</sup>/<sub>16</sub>" 5<sup>1</sup>/<sub>4</sub>"</p>	 <p>CLIP</p> <p><b>PART NO. A B</b></p> <p>1598801 2 3<sup>1</sup>/<sub>4</sub>" 3<sup>1</sup>/<sub>4</sub>"</p> <p>19x6711B</p>

# 1955-58 PASSENGER CAR PARTS LIST

ELECTRICAL

CODE	PART NAME AND DESCRIPTION	NO. OF CYL.	PLYMOUTH	DODGE	DESOTO	CHRYSLER AND IMPERIAL	PER CAR	PART NUMBER
------	---------------------------	-------------------	----------	-------	--------	-----------------------------	------------	----------------

## NOTES

★ Indicates use as required.

☐ Indicates parts not listed in any previous parts book.

Oct. 10, 1957 Supersedes April 8, 1957.

Numerals in parentheses ( ) refer to notes.

Prices and specifications subject to change without notice.

Page 8-22

\* Indicates change or addition.

Printed in U.S.A.



CODE	PART NAME AND DESCRIPTION	NO. OF CYL.	PLYMOUTH	DODGE	DESOTO	CHRYSLER AND IMPERIAL	PER CAR	PART NUMBER
<b>8-01-0 BATTERY AND CABLES</b>								
8-01-2	BATTERY, 70 ampere hours, 39 total plates, 6 volt, Wet, P26 w/o PowerFlite, P27 w/or w/o PowerFlite . . . . .	6-8	55 (1)	-	-	-	1	1818 951
	6 volt, Dry . . . . .	6-8	55 (1)	-	-	-	1	1818 924
	100 ampere hours, 45 total plates, 6 volt, Wet, P26 w/o PowerFlite, P27 w/or w/o PowerFlite . . . . .	6-8	55 (2)	-	-	-	1	1818 950
	6 volt, Dry . . . . .	6-8	55 (2)	-	-	-	1	1818 923
	100 ampere hours, 45 total plates, 6 volt, Wet, w/PowerFlite . . . . .	6	55 (3)	55 (3)	-	-	1	1818 953
	6 volt, Dry . . . . .	6	55 (3)	55 (3)	-	-	1	1818 926
	115 ampere hours, 51 total plates, 6 volt, Wet, w/PowerFlite . . . . .	6	55 (3)	55 (3)	-	-	1	1818 952
	12 volt, Dry . . . . .	6	55 (3)	55 (3)	-	-	1	1818 925
	50 ampere hours, 54 total plates, 12 volt, Wet . . . . .	6-8	56-58 (4)	56-58 (4)	56-58 (4)	-	1	*1818 959
	12 volt, Dry . . . . .	6-8	56-58 (4)	56-58 (4)	56-58 (4)	-	1	*1818 932
	60 ampere hours, 66 total plates, 12 volt, Wet . . . . .	6-8	56-58 (5)	56-58 (5)	56-58 (5)	-	1	1818 960
	12 volt, Dry . . . . .	6-8	56-58 (5)	56-58 (5)	56-58 (5)	-	1	1818 933
	100 ampere hours, 45 total plates, 6 volt, Wet . . . . .	8	-	-	55 (3)	-	1	1818 953
	6 volt, Dry . . . . .	8	-	-	55 (3)	-	1	1818 926
	115 ampere hours, 51 total plates, 6 volt, Wet . . . . .	8	-	-	-	55 (3)	1	1818 952
	6 volt, Dry . . . . .	8	-	-	-	55 (3)	1	1818 925
	100 ampere hours, 45 total plates, 6 volt, Wet, C67, C68, C69 . . . . .	8	-	-	-	55 (3)	1	1818 953
	6 volt, Dry . . . . .	8	-	-	-	55	1	1818 926
	100 ampere hours, 45 total plates, 6 volt, Wet, C67, C68, C69 . . . . .	8	-	-	-	55 (3)	1	1818 952
	6 volt, Dry . . . . .	8	-	-	-	55 (3)	1	1818 925
	70 ampere hours, 78 total plates, 12 volt, Wet, C70 . . . . .	8	-	-	-	55-56 (6)	1	1818 965
	12 volt Dry . . . . .	8	-	-	-	55-56 (6)	1	1818 938
	50 ampere hours, 54 total plates, 12 volt, Wet, C71, C75, LC1 . . . . .	8	-	-	-	56-58 (4)	1	1818 959
	12 volt, Dry . . . . .	8	-	-	-	56-58 (4)	1	1818 932
	70 ampere hours, 78 total plates, 12 volt, Wet . . . . .	8	-	-	-	56-58 (6)	1	1818 965
	12 volt, Dry . . . . .	8	-	-	-	56-58 (6)	1	1818 938
8-01-4	CABLE, Battery Ground, 20" Long . . . . .	6-8	55	55	55	55	1	687 781
	23" long . . . . .	6-8	56-58	56-58	56-58	56-58	1	*1879 944
8-01-5	PLUG, Battery Vent, P26 . . . . .	6	55	-	-	-	6	1663 077
8-01-11	BOLT, Battery Ground Cable Clamp . . . . .	6-8	55-58	55-58	55-58	55-58	1	1622 535
8-01-12	NUT, Battery Ground Cable Clamp Bolt . . . . .	6-8	55-58	55-58	55-58	55-58	1	1622 536
8-01-15	WASHER, Battery Positive Terminal Felt . . . . .	6-8	55-57	55-57	55-57	55-57	1	687 975
8-01-17	CABLE, Battery to Solenoid, 12" long . . . . .	6-8	55	-	-	-	1	1879 946
	16" long . . . . .	6-8	-	55	-	-	1	1407 564
	17" Long, UP TO . . . . .	6-8	56	56 (7)	-	-	1	*1879 944
	28" Long, AFTER . . . . .	6-8	-	56 (7)	-	-	1	1689 610
	Battery to Starter . . . . .	8	-	-	55	55	1	1622 583
	S25, S26, LS2, LS3 . . . . .	8	-	-	56-58	56-58	1	1642 284
	23" long, S27, LS1 . . . . .	6-8	57-58	57-58	57-58	-	1	*1879 944

NOTE 1: 8 9/16" x 7 1/8" x 9 1/16"

NOTE 4: 10 1/4" x 6 3/4" x 8 23/32"

NOTE 2: 8 15/16" x 6 7/8" x 8 9/16"

NOTE 5: 10 15/16" x 6 3/4" x 9 3/16"

NOTE 3: 10 1/4" x 6 7/8" x 8 9/16"

NOTE 6: 11 45/64" x 6 3/4" x 9 1/4"

NOTE 7: D62 Eng. No. 9355, D63-1 Eng. No. 16683, D63-2 and D63-3 Eng. No. 32709.

★ Indicates use as required.

Numerals in parentheses ( ) refer to notes.

Printed in U.S.A.

□ Indicates parts not listed in any previous parts book.

Prices and specifications subject to change without notice.

\* Indicates change or addition.

# 1955-58 PASSENGER CAR PARTS LIST

ELECTRICAL

CODE	PART NAME AND DESCRIPTION	NO. OF CYL.	PLYMOUTH	DODGE	DESOTO	CHRYSLER AND IMPERIAL	PER CAR	PART NUMBER
8-01-20	BOLT, Battery to Solenoid Cable . . . . .	6-8	55-58	55-58	-	-	1	1622 535
	Battery to Starter Clamp . . . . .	8	-	-	55-58	55-58	1	1622 535
8-01-21	NUT, Battery to Starter Cable Clamp, Bolt, S27	6-8	55-58	55-58	57-58	-	1	1622 536
	Battery to Starter Cable Clamp, S25, S26 . . . . .	8	-	-	55-58	55-58	1	1622 536
8-01-63	RING, Battery Coding (for use with dry batteries) . . . . .	6-8	58	58	58	58	★	*1879 437
<b>8-05-0</b>	<b>DOME LAMP AND SWITCH</b>							
8-05-3	PLATE, Mounting Adapter, LY1, Sp. Cl. Cp., Sp. 4D. . . . .	8	-	-	-	58	1	1830 240
8-05-6	HOUSING, w/SWITCH and SOCKET, P26 All, P27, 4 D., Cl. Cp., 3 Cp., Sub., P28 except Sp. Cl. Cp., P29, 3 Cp., D55, 4D., Cl. Cp., Sub., D62 All, D56, 4 D., Cl. Cp., Sub., D63 except Sp. 4 D., Sp. Cl. Cp. . . . .	6-8	55-56	55-56	-	-	1	1628 937
	4 D., Est. Wgn., w/o Switch . . . . .	8	-	-	55-56	55-56	1	1602 828
	BASE, C70 . . . . .	8	-	-	-	55	1	1342 362
	HOUSING, w/SWITCH and CLIP, except Sub., S27	6-8	57-58	-	57	-	1	1753 468
	Sub., S27 . . . . .	6-8	57	-	57	-	1	1779 283
	w/CLIP, Less Switch, except Sub. . . . .	6-8	-	57	-	-	1	1753 509
	w/SWITCH, Sub. . . . .	6-8	57	-	57	57	1	1779 283
	w/SWITCH, 4D., S25, S26 . . . . .	8	-	-	57	57	1	1779 283
	Rear Dome Lamp, w/SWITCH, Sub. . . . .	6-8	57	57	57	-	1	1779 283
	S26, 4 D. Sub., Rear . . . . .	8	-	-	57	-	1	1753 509
	Rear Dome Lamp, w/CLIP, D72, 4 D., Sub. . . . .	6-8	-	57	-	-	1	1753 465
	IM, Sp. 4 D., Sp. Cl. Cp. . . . .	8	-	-	-	57	1	1753 453
	HOUSING, Roof Rail, w/o Switch, Sp. 4 D., Sp. Cl. Cp., P31 Fury . . . . .	6-8	57	57	57	-	★	1770 969
	w/SWITCH, Sp. 4 D., Sp. Cl. Cp., C75, C76, S27, LC1, LC2, LC3, LS2, LS3, Sp. Cl. Cp. . . . .	6-8	57-58	58	57-58	57-58	1	*1770 962
	w/SWITCH, S25, S26, Sp. Cl. Cp. . . . .	8	-	-	57	-	1	*1770 968
	Sub. . . . .	6-8	58	-	-	-	★	*1846 769
	w/o Switch, w/CLIP, 4 D., Cl. Sed. . . . .	6-8	-	58	-	-	1	1753 465
	LD3 Sub., LY1-L Sp. Cl. Cp., Sp. 4 D. . . . .	8	-	58	-	58	1	1753 509
	w/SWITCH and CLIP, LS1 4 D. . . . .	8	-	-	58	-	1	1753 468
	LD3, LS1, 4 D., Sub., LS2, LS3, 4 D., Sub. . . . .	8	-	58	58	58	1	*1779 283
	w/o Switch, LP2 Fury, LS2, LC1, LC2, LC3, Sp. 4 D., Sp. Cl. Cp. . . . .	8	58	58	58	58	1	1770 969
	BASE, Dome Lamp, IM, 4 D., LY1-M Sp. 4 D., Sp. Cl. Cp., LY1-H, 4 D., Sp. 4 D. . . . .	8	-	-	-	57-58	1	*1770 926
8-05-8	BEZEL, C70, IM, LY1 . . . . .	8	-	-	-	55-58	1	1544 884
8-05-11	RETAINER, Bezel, C70, IM, LY1 . . . . .	8	-	-	-	56-58	1	1770 927
8-05-12	SOCKET, P28, P29, Sp. 4D., Sp. Cl. Cp. . . . .	6-8	55-56	55	55	55	★	1244 927
	Dome Lamp, 3 Cp. . . . .	6-8	57	-	-	57	1	1704 875
	Rear Dome Lamp, Sub., D71 . . . . .	6-8	57	57	57	-	1	1704 875
	Roof Rail Lamp, C75, C76, Sp. 4 D., Sp. Cl. Cp., IM, 4 D. . . . .	6-8	57	57	57	57	1	1704 875
	Roof Rail and Dome Lamp . . . . .	6-8	58	58	58	58	★	1704 875
8-05-14	SWITCH, Dome Lamp Manual, on Pillar, LY1	8	-	-	55	58	1	625 616
	Dome and Map Lamp, C67 All, C68, C69, Cv. Cp., Sp. Cl. Cp. . . . .	8	-	-	-	55	1	1605 539
	In Rear Door, C70 . . . . .	8	-	-	-	55-56	2	1626 967
	Used w/Open Door Indicator Light . . . . .	6-8	56-58	56	-	-	1	1704 018
	Map and Dome Lamp . . . . .	6-8	-	57-58	-	-	1	1769 729
8-05-17	BEZEL, Switch Knob Recess . . . . .	8	-	-	-	55	1	1604 273
8-05-19	SPRING, Dome Lamp Switch Retaining, C70 . . . . .	8	-	-	-	55-56	8	1622 362
8-05-20	PLATE, Pillar Switch, 4D., Est. Wgn., Sp. 4D. Dome Lamp Mounting, LY1 Sp. 4 D., Sp. Cl. Cp. . . . .	8	-	-	55-56	-	1	901 846
	Dome Lamp Switch, LY1 . . . . .	8	-	-	-	58	1	1810 349
8-05-23	LENS, Dome Lamp, P28 except Sp. Cl. Cp., P29, 3 Cp., D62 All, D63 except Sp. 4 D., Sp. Cl. Cp. . . . .	6-8	55-56	55-56	-	-	1	1593 550
	4 D., Est. Wgn. . . . .	8	-	-	55-56	55-56	1	1575 973
	C70 . . . . .	8	-	-	-	55-56	1	1544 892
	4 D., Cl. Sed., 3 Cp. . . . .	6-8	57-58	-	-	-	1	1770 939

★ Indicates use as required.

Numerals in parentheses ( ) refer to notes.

Printed in U.S.A.

□ Indicates parts not listed in any previous parts book.

Prices and specifications subject to change without notice.

Nov. 10, 1958 Supersedes Jan. 30, 1958

\* Indicates change or addition.

CODE	PART NAME AND DESCRIPTION	NO. OF CYL.	PLYMOUTH	DODGE	DESOTO	CHRYSLER AND IMPERIAL	PER CAR	PART NUMBER
	P30, P31, LP1, LP2, D71, LD3, S27, LS1, Sub., LS2, LC2, 4 D., LS3, C75, C76, LC1, LC3, 4 D., Sub., LY1-L Sp. 4 D., Sp. Cl. Cp. 4 D., Cl. Sed., S27, LS1 . . . . .	6-8	57-58	57-58	57-58	57-58	1	1753 511
	4 D., IM-2, IM-4, LY1-M, LY1-H, 4 D., Sp. 4 D., Sp. Cl. Cp. . . . .	6-8	-	57-58	57-58	-	1	1753 471
	Sp. 4 D., Sp. Cl. Cp. . . . .	8	-	-	-	57-58	1	1544 892
	Sp. 4 D., Sp. Cl. Cp., IM . . . . .	8	-	-	-	57	1	1753 457
	Rear Dome Lamp, Sub. . . . .	6-8	57-58	57-58	57-58	58	1	1753 511
	Roof Rail, Sp. 4 D., Sp. Cl. Cp., C75, C76 . . .	6-8	57-58	57-58	57-58	57-58	1	1770 972
8-05-24	NUT, Switch Mounting, Inner, for Open Door Indicator Light . . . . .	6-8	56-58	56-57	-	-	1	1704 023
	Outer, for Open Door Indicator Light . . . . .	6-8	56-58	56-57	-	-	1	1648 985
8-05-33	BRACKET, Roof Bow Dome Lamp Support, LS1, LS3, LC1, LC3, Sub., IM, LY1-L, 4 D.	8	-	-	58	57-58	1	*1751 508
8-05-34	CLIP, Headlining Dome Lamp Support, Sub., S26 . . . . .	6-8	57	57	57	57	★	1778 527
8-05-38	SCREW, Rear Dome Lamp Ground Cable to Roof Rail, Sub. . . . .	8	-	57-58	57-58	-	1	*6015 001
<b>8-06-0 DOME LAMP WIRING</b>								
8-06-6	CLIP, Front Bow Dome Lamp Support, C75, C76	6-8	57	57	57	57	4	1433 299
<b>8-11-0 QUARTER OR COURTESY LAMP</b>								
8-11-2	LAMP, Right, Sp. Cl. Cp., Sp. 4 D. . . . .	6-8	55-56	55-56	-	-	1	1579 658
	Left. . . . .	6-8	55-56	55-56	-	-	1	1579 659
	Rear Door Courtesy, Assembly, C70 . . . . .	8	-	-	-	55-56	2	1629 442
8-11-3	BRACKET, Rear Quarter Lamp, w/STRAP, Right, Sp. 4 D. . . . .	8	-	-	56	56	1	1651 998
	Left, Sp. 4 D. . . . .	8	-	-	56	56	1	1651 999
8-11-5	PLATE, Switch, Cv. Cp. . . . .	8	-	55-56	55-58	55-58	1	901 846
8-11-6	SWITCH, Courtesy Lamp, Manual on Arm Rest, D55, D63, Cv. Cp. . . . .	8	-	55-56	-	-	1	625 616
	Courtesy, Manual on Pillar, Cv. Cp., Sp. Cl. Cp. Rear Pocket Panel Lamp, on Left Pocket Panel, Cv. Cp. . . . .	8	-	-	57	57-58	1	625 616
	Cv. Cp. . . . .	8	-	-	58	-	1	1769 306
8-11-7	BRACKET, Roof Rail Quarter Lamp Switch Mtg., Sp. 4 D. . . . .	8	-	-	56	-	1	1691 281
8-11-8	SOCKET, Quarter Lamp, Cv. Cp., Sp. Cl. Cp. Courtesy Lamp, Double Contact, Cv. Cp. Rear Pocket Panel Courtesy Lamp, Cv. Cp., LY1 . . . . .	6-8	55	55	-	-	2	1244 927
		8	-	55-56	55-56	55-56	2	1623 133
		8	-	57-58	57-58	57-58	2	*1770 835
8-11-12	BEZEL, w/LENS and RETAINER, Cv. Cp., LY1.	8	-	55-58	55-58	55-58	2	*1623 132
8-11-13	LENS, D55, D63, Sp. Cl. Cp., Sp. 4 D. . . . .	6-8	55-56	55-56	-	-	2	1579 664
	Rear Quarter Inside Courtesy Lamp, Sp. Cl. Cp., Sp. 4 D. . . . .	8	-	-	55-56 (1)	-	2	1607 908
		8	-	-	56 (2)	-	2	1685 184
	C67, C68, C71, C72, Sp. Cl. Cp., Sp. 4 D. . . . .	8	-	-	-	55-56 (1)	2	1607 910
	C69, C73, Sp. Cl. Cp. . . . .	8	-	-	-	55-56 (1)	2	1607 924
	C71, C72. . . . .	8	-	-	-	56 (2)	2	1685 181
	C73 . . . . .	8	-	-	-	56 (2)	2	1685 182
8-11-14	BASE, Rear Quarter Inside Courtesy Lamp, Sp. Cl. Cp., Sp. 4 D. . . . .	8	-	-	55-56 (1)	55-56	2	1607 913
	Sp. Cl. Cp., Sp. 4 D. . . . .	8	-	-	56 (2)	56 (2)	2	1685 185

NOTE 1: S23 Sp. Cl. Cp., UP TO serial No. 55265016 Seville, 55265055 Sportsman, S24 Sp. Cl. Cp., UP TO serial No. 50372712, S23 Sp. 4 D., UP TO serial No. 55266399 Seville, 55265396 Sportsman, S24 Sp. 4 D. UP TO serial No. 50372661 C71 Sp. Cl. Cp., Sp. 4 D., UP TO approx. serial No. W56-42397, C72 Sp. Cl. Cp., Sp. 4 D., N56-24776, C73 Sp. Cl. Cp., Sp. 4 D., UP TO Approx. and AFTER intermittently on serial No. C56-8300.

NOTE 2: S23 Sp. Cl. Cp., AFTER serial No. 55265016 Seville, 55265055 Sportsman, S24 Sp. Cl. Cp., AFTER serial No. 50372712, S23 Sp. 4 D., AFTER serial No. 55266399 Seville, 55265396 Sportsman, S24 Sp. 4 D., AFTER serial No. 50372661, C71 Sp. Cl. Cp., Sp. 4 D., serial No. W56-42397, UP TO approx. and AFTER intermittently serial No. W56-42397, C72 Sp. Cl. Cp., Sp. 4 D., N56-24776, C73 Sp. Cl. Cp., Sp. 4 D., AFTER approx. and intermittently on serial No. C56-8300.

★ Indicates use as required.

Numerals in parentheses ( ) refer to notes.

Printed in U.S.A.

⊔ Indicates parts not listed in any previous parts book.

Prices and specifications subject to change without notice.

\* Indicates change or addition.

## 1955-58 PASSENGER CAR PARTS LIST

ELECTRICAL

CODE	PART NAME AND DESCRIPTION	NO. OF CYL.	PLYMOUTH	DODGE	DESOTO	CHRYSLER AND IMPERIAL	PER CAR	PART NUMBER
8-11-21	SCREW, Front Seat Courtesy Lamp Wiring Clip, C73 . . . . .	8	-	-	-	56	2	1331 768
<b>8-12-0 AUTOMATIC LAMP DOOR SWITCH</b>								
8-12-1	LAMP, Open Door Indicator, Assembly . . . . .	6-8	-	58	-	-	1	⊠1770 720
8-12-2	SWITCH, P27-1, w/Map Lamp, P27-2, P27-3 w/Courtesy Light . . . . .	6-8 6-8	55 55	55 55	- -	- -	★ 2	1571 542 1571 542
	Front Door, w/TERM. LS2, LS3, C75, C76, LC1, LC2, LC3 . . . . .	6-8	56-58	56-58	56-58 (1)	56-58 (1)	★	1571 542
	w/o Term. S27 . . . . .	6-8	-	57	57	-	1	1838 957
	Front and Rear . . . . .	8	-	-	55-56	55 (2)	★	1594 368
	Rear Door, except Sp. 4 D. . . . .	8	-	-	56	56	2	1594 368
	Rear Door, Sp. 4 D. . . . .	8	-	-	56	56	2	1688 514
	Rear Door, D67, S25, S26, C75, C76, LC1, LC2, LC3 . . . . .	6-8	57	57-58	57-58	57-58	★	1688 514
	Front and Rear Door, LS1, LS2, LS3, IM-1, LY1 . . . . .	8	-	-	58	57-58	2	*1571 542
	Front Door, LS1 . . . . .	8	-	-	58	-	2	1838 957
	Rear, P30, P31, LP1, LP2, Taxi . . . . .	6-8	57-58	-	-	-	2	1571 542
8-12-3	SOCKET, Open Door Indicator Light . . . . .	6-8	56-58	-	-	-	1	1314 619
8-12-18	BEZEL, Front Seat Side Shield Light, Right, w/LENS, C69, C73 . . . . .	8	-	-	-	55-56	1	1607 830
	Left, w/LENS, C69, C73 . . . . .	8	-	-	-	55-56	1	1607 831
8-12-19	SOCKET, Front Seat Side Shield Light, C69, C73	8	-	-	-	55-56	2	1244 927
8-12-22	HOUSING, Front Seat Side Shield Light, Right, C69, C73 . . . . .	8	-	-	-	55-56	1	1623 183
	Left, C69, C73 . . . . .	8	-	-	-	55-56	1	1623 184
<b>8-13-0 TRUNK LAMP</b>								
8-13-1	SWITCH, w/SOCKET, BRACKET and WIRES . . . . .	6-8	56	56	-	-	1	1704 281
	w/SOCKET . . . . .	6-8	56	56	-	-	1	1704 282
	w/SOCKET and WIRE, C67, C68, C69, 4 D., Cv. Cp., Sp. Cl. Cp. . . . .	8	-	-	55	55	1	1626 833
	S23, S24, C71, C72, 4 D., Sp. 4 D., C70, UP TO C71, C72, 4 D., Sp. 4 D., C70 AFTER . . . . .	8 8	- -	- -	56 -	56 (3) 56 (3)	1 1	1626 833 1648 646
	S24, C72, Cv. Cp., Sp. Cl. Cp., C73 . . . . .	8	-	-	56	56	1	1648 646
	C75, C76, LC1, LC2, LC3 . . . . .	6-8	-	58	-	-	1	⊠1770 809
	IM, LY1 . . . . .	8	-	-	57-58	57-58	1	*1770 804
8-13-3	SOCKET, Trunk Light, LS1, LS2, LC1 . . . . .	6-8	58	58	58	58	1	1314 619
<b>8-15-0 CHASSIS AND BODY WIRING</b>								
8-15-2	WIRING, Chassis and Instrument Panel . . . . .	6-8	55	-	-	-	1	1642 278
		6-8	56	-	-	-	1	1642 307
		6-8	57	-	-	-	1	⊠1842 264
	Except Los Angeles Built . . . . .	6-8	58	-	-	-	1	1838 724
	Los Angeles Built . . . . .	6-8	58	-	-	-	1	1880 617
		6	-	58	-	-	1	1770 643
		8	-	58	-	-	1	1842 121
		6-8	-	55	-	-	1	1642 154
	w/PowerFlite . . . . .	6-8	-	56	-	-	1	1769 257
		6-8	-	56	-	-	1	*1769 256
		6-8	-	57	-	-	1	1770 643
		8	-	-	55	-	1	1622 955
		8	-	-	56	-	1	1642 300
	S27 . . . . .	8	-	-	57	-	1	1769 252
		8	-	-	-	55	1	1622 980
		8	-	-	-	56	-	1642 294

NOTE 1: Screw in Type.

NOTE 2: Plug in Type.

NOTE 3: C70 approximate serial No. C56-1166, C71 N56-474444 C72 N56-27143.

★ Indicates use as required.

Numerals in parentheses ( ) refer to notes.

Printed in U.S.A.

⊠ Indicates parts not listed in any previous parts book.

Prices and specifications subject to change without notice.

Nov. 10, 1958 Supersedes Jan. 30, 1958.

Page 8-26

\* Indicates change or addition.

CODE	PART NAME AND DESCRIPTION	NO. OF CYL.	PLYMOUTH	DODGE	DESOTO	CHRYSLER AND IMPERIAL	PER CAR	PART NUMBER
	w/Auto. 3 Speed Trans. . . . .	8	-	-	-	56	1	1704 465
	w/Auto. 3 Speed Trans., S25, S26 . . . . .	8	-	-	57	-	1	1770 413
	w/o Auto. 3 Speed Trans., S25, LS2 . . . . .	8	-	-	57-58	-	1	1779 624
	LS1 . . . . .	8	-	-	58	-	1	1842 138
	w/Auto. 3 Speed Trans. LS2, LS3 . . . . .	8	-	-	58	-	1	1842 185
	LC1 . . . . .	8	-	-	-	58	1	1838 692
	LC2, LC3 . . . . .	8	-	-	-	58	1	1842 097
	LY1 . . . . .	8	-	-	-	58	1	⊠1885 645
	w/Auto. 3 Speed Trans., C75, C76 . . . . .	8	-	-	-	57-58	1	*1770 415
	IM . . . . .	8	-	-	-	57	1	1770 594
	w/Manual Shift Trans., LC3, LC3-300 . . . . .	8	-	-	-	58	1	1769 253
8-15-4	WIRING, Body, P27 Cv.Cp. . . . .	8	55	-	-	-	1	1622 866
	D55 Cv. Cp. . . . .	8	-	55	-	-	1	1642 237
	C67, C68, Cv. Cp., Sp. Cl. Cp. . . . .	8	-	-	55	55	1	1622 952
	P30-1, P31-1, 4 D. . . . .	6-8	57	-	-	-	1	⊠1770 421
	Cl. Sed., 3 Cp., UP TO . . . . .	6-8	57 (1)	-	-	-	1	⊠1770 421
	Cl. Sed., 3 Cp., AFTER . . . . .	6-8	57 (1)	-	-	-	1	⊠1770 439
	Sp.Cl.Cp., Sp. 4 D. . . . .	6-8	58	-	-	-	1	⊠1838 727
	D66, D67, Sp. 4 D. . . . .	8	-	57	-	-	1	1819 081
	D66, D67, Sp.Cl.Cp. . . . .	8	-	57	-	-	1	1819 082
	Cv. Cp. . . . .	8	-	58	-	-	1	1880 663
8-15-33	SCREW, Chassis Wiring Clip Mounting, Power Brake Tank Front Mounting . . . . .	6-8	57-58	-	-	-	1	6006 119
8-15-53	SCREW, Front Seat Courtesy Lamp Chassis Wiring Clip, C73 . . . . .	8	-	-	-	56	2	1331 768

**8-16-0 CABLE AND CONNECTIONS**

NOTE: For a more practical and economical method of servicing, only the more complicated assemblies will be stocked for service. These will be found listed in their respective groups. On the more simple assemblies the required length and size of cable, necessary terminals, etc., should be specified. For visual chart of insulator and terminal packages see front of group.

8-16-1	TERMINAL PACKAGE, Terminal and Connector, 2 Pole . . . . .	6-8	57-58	57-58	57-58	57-58	★	1843 411
	Female Hairpin Wiring . . . . .	6-8	57-58	57-58	57-58	57-58	★	1843 220
	Fuel Gauge Tank Unit . . . . .	6-8	57-58	57-58	57-58	57-58	★	1843 221
	PACKAGE, Headlamp Connector and Terminal TERMINAL and INSULATOR, 6 Pole Disconnect Male . . . . .	6-8	55-58	55-58	55-58	55-58	1	*1879 609
	6 Pole Disconnect Female . . . . .	6-8	57-58	57-58	57-58	57-58	★	1843 222
	2 Pole Male, "T" Type . . . . .	6-8	57-58	57-58	57-58	57-58	★	1843 224
	Fuel or Temperature Gauge Sending Unit . . . . .	6-8	57-58	57-58	57-58	57-58	★	1843 225
	Single Pole, Long . . . . .	6-8	57-58	57-58	57-58	57-58	★	1843 226
	Single Pole, Short . . . . .	6-8	57-58	57-58	57-58	57-58	★	1843 227
8-16-2	CABLE (sold by the inch) No. 6 Red Braid . . . . .	6-8	55	55	55	55	★	1302 812
	No. 8 Red Braid . . . . .	6-8	57-58	57-58	57-58	57-58	1	1786 327
	No. 10 Black Braid . . . . .	6-8	55-56	55-56	55-56	55-56	★	665 140
	No. 12 Flexible Yellow Braid (sold by the foot) No. 12 Red Braid . . . . .	6-8	55-56	55-56	55-56	55-56	★	1622 228
	No. 14 Green Braid . . . . .	6-8	57-58	57-58	57-58	57-58	★	1786 009
	No. 16 Blue Braid . . . . .	6-8	57-58	57-58	57-58	57-58	★	1785 972
	No. 18 Yellow Braid . . . . .	6-8	57-58	57-58	57-58	57-58	★	1786 052
8-16-3	CABLE, Chassis, 100 ft. Spool No. 10 Black . . . . .	6-8	55-56	55-56	55-56	55-56	★	830 814
	No. 14 Green . . . . .	6-8	55-56	55-56	55-56	55-56	★	830 812

NOTE 1: Ser. No. P30-1, 14339560, P31-1, 16227440.

# 1955-58 PASSENGER CAR PARTS LIST

ELECTRICAL

CODE	PART NAME AND DESCRIPTION	NO. OF CYL.	PLYMOUTH	DODGE	DESOTO	CHRYSLER AND IMPERIAL	PER CAR	PART NUMBER
	No. 12 Red . . . . .	6-8	57	57	57	57	★	1752 491
	No. 14 Green . . . . .	6-8	57	57	57	57	★	1752 490
	No. 16 Blue . . . . .	6-8	57	57	57	57	★	1752 489
	No. 18 Yellow . . . . .	6-8	57	57	57	57	★	1752 488
8-16-4	TERMINAL, Wiring, For 12 Gauge Cable . . . . .	6-8	55	-	-	-	★	* 903 895
	Inst. Panel Clock Feed Cable, C76, IM. . . . .	6-8	-	55-56	-	55-57	1	1692 654
8-16-8	CONNECTOR, Rt. Auto Door Switch Jumper Cable, LS2, LS3, Cv. Cp. . . . .	8	-	-	58	-	1	* 657 560
8-16-9	SOCKET, Gearshift Selector Bulb, C68, C69, C70. . . . .	8	-	-	-	55	1	1605 517
8-16-17	BUS BAR, Headlamp Switch Circuit Breaker, w/1641 698 Headlamp Switch . . . . .	6-8	55	55	-	-	1	1436 330
	H/Lamp Switch Battery Term. to c/Breaker Access. Term. . . . .	6-8	56	-	-	-	1	1436 330
<b>8-17-0 FUSES</b>								
8-17-2	FUSE, Instrument, Panel Clock . . . . .	8	-	-	55-57	56	1	150 836
<b>8-18-0 ENGINE GROUND CABLE</b>								
8-18-6	SCREW, Engine to Body Ground Cable to Dash D62, D63 . . . . .	6-8	-	56	-	-	1	1648 993
<b>8-19-0 INSTRUMENT PANEL WIRING</b>								
8-19-39	SLEEVE, Fuel Gauge Terminal, P26, P27, P28, P29, D55, D56, D62, D63, Sub., S22, S23, C67, C68, C71, C72, Est. Wgn. . . . .	6-8	55-56	55-56	55-56	55-56	1	1527 254
8-19-80	WIRING, Headlamp Switch Adapter, for use with External Type Circuit Breaker . . . . .	6-8	55	55	-	-	1	1498 747
8-19-82	SOCKET, Ash Receiver Light, w/Mounting Clip . . . . .	8	-	-	57-58	-	1	1770 121
<b>8-20-0 CIGAR LIGHTER</b>								
8-20-8	KNOB . . . . .	6-8	55-56	-	-	-	1	1622 121
	On Instrument Panel . . . . .	6-8	57-58	-	-	-	1	1753 293
		6-8	-	55-56	-	-	1	1595 262
		6-8	-	57-58	-	-	1	1769 742
		8	-	-	55-56	57-58	1	898 492
		8	-	-	57-58	-	1	1779 093
		8	-	-	-	55-56	1	1595 248
	Rear Compartment, S21, S24, S25, S26, LS3, C67, C68, C72, C76, LC3, 4 D., Est. Wgn., Sp. 4 D., 4 D. Sub., IM, 4 D., Sp. 4 D., Sp. Cl. Cp., LY1- Sp. Cl. Cp. . . . .	8	-	-	55-58	55-58	1	898 492
	IM 1, Cv. Cp., IM1-2, IM1-4, LY1, 4 D., Sp. 4 D., Cv. Cp. . . . .	8	-	-	-	57-58	2	1622 358
8-20-9	ELEMENT, w/Ash Guard . . . . .	6-8	55	-	-	-	1	1658 478
	w/Ash Guard, Inst. Panel, Casco . . . . .	6-8	56-58	56-58	57-58	56-58	1	1688 326
	Heat, C67, C68, C69. . . . .	6-8	55	55	55	55	1	687 484
	Instrument Panel and Rear Compartment, Cuno . . . . .	6-8	56-57	56-57	56-57	55-57	1	1688 326
	Instrument Panel Heat, Cuno . . . . .	6-8	58	58	58	58	1	1689 041
	Rear Compartment Heat, Casco, LS2, LS3, LC3, LY1-L, LY1-M Sp. Cl. Cp. . . . .	8	-	-	58	58	★	1688 326
	Cuno, LY1-M Sp. 4 D., Cv. Cp., LY1-H . . . . .	8	-	-	-	58	2	1689 041

★ Indicates use as required.

Numerals in parentheses ( ) refer to notes.

Printed in U.S.A.

⊂ Indicates parts not listed in any previous parts book.

Prices and specifications subject to change without notice.

Jan. 30, 1958 Supersedes Oct. 10, 1957.

\* Indicates change or addition.

CODE	PART NAME AND DESCRIPTION	NO. OF CYL.	PLYMOUTH	DODGE	DESOTO	CHRYSLER AND IMPERIAL	PER CAR	PART NUMBER
8-20-10	SHELL, w/CLAMP . . . . .	6-8	55	55	-	55	1	1436 216
	Rear Side Arm Rest, C69 . . . . .	8	-	-	-	55	2	1253 074
	SHELL, Cigar Lighter, w/CLAMP, Front Compartment, C70 . . . . .	8	-	-	-	55	1	1752 277
	Rear Compartment, C70 . . . . .	8	-	-	-	55	1	1642 475
	Instrument Panel, w/CLAMP . . . . .	6-8	56	56	-	56	1	1752 277
	Cuno, IM . . . . .	8	-	-	56	57	1	1642 475
	Cuno, except IM . . . . .	6-8	57-58	57-58	57-58	57-58	1	1752 403
	Rear Compartment, Cuno, S24, C72, 4 D., Sp. 4 D., Est. Wgn., C73 . . . . .	8	-	-	56	56	1	1642 475
	Casco, S24, C72, 4D., Est. Wgn., Sp 4D., C70, C73 . . . . .	8	-	-	56	56	1	1626 865
	Rear Compartment, w/Terminal, S25, S26, 4 D., Sp. 4 D., 4 D. Sub. . . . .	8	-	-	57	-	1	1752 277
	Rear Compartment, Casco, S25, 4 D., Sp. 4 D., S26, 4 D., Sp. 4 D., Sub., LS2, LS3, LC3, IM, LY1 . . . . .	8	-	-	57-58	57-58	★	1642 475
8-20-12	INSULATOR, Terminal, S24, C72, 4 D., Sp. 4 D., Est. Wgn., C73 . . . . .	8	-	-	55-56	55-56	1	1300 528
		8	-	-	57-58	57-58	★	1300 528
8-20-13	TERMINAL . . . . .	6-8	55-56	-	55	55	1	1383 778
8-20-16	ESCUTCHEON . . . . .	6-8	55-56	-	-	-	1	1622 122
	Bezel, Knob Recess . . . . .	8	-	-	-	55-56	1	1604 274
	Escutcheon . . . . .	6-8	57-58	-	-	-	1	1704 222
	Bezel . . . . .	6-8	-	57-58	-	-	1	1704 684
	CUP, Knob Trim . . . . .	8	-	-	57-58	-	1	1779 095
8-20-20	SOCKET, Cigar Lighter Light, w/WIRE . . . .	6-8	55	-	-	-	1	1622 582
		6-8	57-58	-	-	-	1	1770 756
<b>8-21-0</b>	<b>TERMINAL BLOCK</b>							
8-21-1	BLOCK, Radiator Support Yoke, 5 Post . . . .	6-8	55-58	55-58	55-58	55-58	1	1253 425
	Instrument Panel, 2 Post . . . . .	6-8	55-57	55-57	55-57	55-57	1	913 297
	Battery to Starter, S23, S25, LS2, C67, C71, C75-1 . . . . .	8	-	-	55-57	55-57	1	*1498 811
	Intermediate Floor Pan, Cv.Cp. . . . .	8	58	58	58	58	1	913 297
8-21-11	SCREW, Mounting, w/Plastic Base Block . . .	6-8	55-57	55-57	55-57	56-57	2	925 353
	Use w/1369 854 Block, D55, D63 Cv. Cp. . . .	8	-	55-56	-	-	2	1331 768
	Use w/1253 426 Block . . . . .	8	-	-	55	55	4	1540 631
		8	-	-	55	55	2	925 353
	Screw, use w/1498 811 Block . . . . .	8	-	-	55	-	2	180 018
	Use w/913 297 Block . . . . .	8	58	58	58	58	2	125 591
	Use w/1253 425 Block . . . . .	6-8	58	58	58	58	2	925 353

**8-27-0 IGNITION DISTRIBUTOR**

8-27-1	DISTRIBUTOR ASSEMBLIES	DISTRIBUTOR STAMPED	PART NUMBER
	P26, P28, D22, D24, D56, D62	IAT-4101B	*1546 755
	P27 UP TO Eng. No. 104478, D55-1, D55-2, Eng. No. 34773	IAZ-4003C	1626 656
	P27 FROM Eng. No. 104478 to 239319, D55-1, D55-2, AFTER Eng. No. 34773	IAZ-4003G	1641 740
	P27 AFTER Eng. No. 239319	IAZ-4003H	1658 870
	P29, D63-1	IBJ-4301A	1688 647
	P29 w/Power Package	IBJ-4301B	1688 649
	P29 Fury	IBK-4302	1704 310
	P30, LP1	IBR-4001	1689 323
	P31 w/Prefix Letter "P" on Engine	IBP-4003	1689 318
	P31 w/Prefix Letter "LP" on Engine	IBP-4003C	1779 951
	P31 Fury, LP2 Fury		1779 937
	P31 w/Power Pack, w/4 Barrel Carburetor	IBP-4003A	1779 938

★ Indicates use as required.

Numerals in parentheses ( ) refer to notes.

Printed in U.S.A.

☐ Indicates parts not listed in any previous parts book.

Prices and specifications subject to change without notice.

\* Indicates change or addition.

Page 8-29

Nov. 10, 1958 Supersedes Jan. 30, 1958.

# 1955-58 PASSENGER CAR PARTS LIST

ELECTRICAL

8-27-1	DISTRIBUTOR ASSEMBLIES	DISTRIBUTOR STAMPED	PART NUMBER
D55-3		IAZ-4003F	1641 956
D63-2, D63-3, Also D63-1 Texan		IBJ-4303	1648 685
D63 w/Power Package		IBJ-4303B	1688 648
D72, LD1		IBR-4001	1689 323
D66, D67, D70, D71		IBP-4002	1689 319
D66, D67, D70, D71, D500, UP TO Eng. No. D500-4430 (double breaker)		IBK-4301A	1642 392
D66, D67, D70, D71, D500, FROM Eng. No. D500-4430 to Eng. No. D500-11736 (single breaker)		IBP-4002D	1779 952
D66, D67, D70, D71, AFTER Eng. No. D500-11736 (double breaker)			1841 518
D66, D67, D70, D71, w/Power Pack		IBP-4002B	1779 940
LD3, LS1, LS2, LS3, LD2-D500 w/Single 4 BBL. Carb, Single Breaker Point		IBP-4005	1779 950
S21		IAZ-4002D	1626 659
S22		IAZ-4002C	1626 658
S23		IBJ-4302C	1704 261
S24, UP TO Eng. No. 5137			1689 323
S24 AFTER Eng. No. 19597		IBJ-4302D	1704 262
S24 Adventurer		IBK-4303	1704 308
S27, w/Power Pack		IBP-4002B	1779 940
S27		IBP-4002	1689 319
S25		IBP-4001	1689 320
S26		IBP-4001A	1779 943
S26 Adventurer		IBS-4004	1779 941
C71		IBJ-4303C	1704 260
C67, C68 UP TO Eng. No. NE55-9239, C69, C70 (1955), CE55-1943 (domestic)		IAZ-4001E	1626 661
C68 AFTER Eng. No. NE55-9239, C69, C70 (1955), CE55-1943 (domestic)		IAZ-4001E	1641 707
D63-D500, C70 (1956), C72, C73		IBK-4301A	1642 392
C68, C69, C70, Export		IAZ-4001C	1540 552
C75, LC2 (note 1)		IBP-4002A	1770 750
C76, C76-300, IM, LC3 (note 1)		IBK-4304	1689 325
C68-300, C72-300 UP TO Eng. No. 3NE56-1025		IAZ-4001G	1658 989
C72-300 AFTER Eng. No. 3NE56-1025		IBK-4301C	1704 309
LP2		IBP-4003F	1842 607
w/o Fuel Injection, LD2		IBP-4002P	1841 511
LP2 High Performance, LD2-D500, LD3-500, LS3 Adventurer, Double Breaker Point		IBS-4006B	*1779 983
LP2 Fury, LD2-500, LD3-500, LS3 Adventurer, w/Fuel Injection		IBS-4009	1841 417
LC1, LC2 (note 2)		IBP-4002F	1841 514
LC3, LY1 (note 2)		IBS-4007A	1841 515
LC3-300, w/o Fuel Injection		IBS-4007	1838 822
LC3-300, w/Fuel Injection		IBS-4008	1841 498

For MODEL APPLICATION See Code 8-27-1

CODE	REMARKS	DISTRIBUTOR ASSEMBLIES							
		1540 552 IAZ-4001C	1546 755 IAT-4101B	1626 656 IAZ-4003C	1626 657 IAZ-4003D	1626 658 IAZ-4002C	1626 659 IAZ-4002D	1626 660 IAZ-4001D	1626 661 IAZ-4001E
<b>DISTRIBUTOR COMPONENT PARTS</b>									
NOTE:	Where Component Parts of a listed Distributor are not shown please order by description.								
8-27-4	GASKET, Oil Retainer	1326 836	41 928	1326 836	----	1326 836	----	----	----
8-27-19	PLATE or ARM, Lock	----	866 069	----	----	----	----	----	----
8-27-26	CLAMP	----	----	1326 835	----	1326 835	----	----	----
8-27-71	CAP	1126 570	1343 576	1126 570	1126 570	1126 570	1126 570	1126 570	1126 570
8-27-76	SPRING, Cap Hold-Down, w/BRACKET	----	648 404	----	----	----	----	----	----
	SPRING (next to oiler)	1383 948	----	1383 948	1383 948	1383 948	1383 948	1383 948	1383 948

NOTE 1: LC2 FROM Eng. No. 58S-1201 thru 58S-1500, LC3 FROM Eng. No. 58N-1201 thru 58N-1350.

NOTE 2: LC2 UP TO Eng. No. 58S-1201 and AFTER 58S-1500, LC3 UP TO Eng. No. 58N-1201 and AFTER 58N-1350.

★ Indicates use as required.

Numerals in parentheses ( ) refer to notes.

Printed in U.S.A.

⊠ Indicates parts not listed in any previous parts book.

Prices and specifications subject to change without notice.

Nov. 10, 1958 Supersedes Jan. 20, 1958.

Page 8-30

\* Indicates change or addition.



For MODEL APPLICATION See Code 8-27-1

CODE	REMARKS	DISTRIBUTOR ASSEMBLIES							
		1540 552 1A2-4001C	1546 755 1A2-4101B	1626 656 1A2-4003C	1626 657 1A2-4003D	1626 658 1A2-4002C	1626 659 1A2-4002D	1626 660 1A2-4001D	1626 661 1A2-4001E
8-27-82	SPRING, Cap Contact Plunger	1308 183	1308 183	1308 183	1308 183	1308 183	1308 183	1308 183	1308 183
8-27-83	PLUNGER, Cap Contact	1195 772	1195 772	1195 772	1195 772	1195 772	1195 772	1195 772	1195 772
8-27-93	WICK, Base Felt	1479 105	----	1479 105	1479 105	1479 105	1479 105	1479 105	1479 105
8-27-94	RETAINER, Base Felt Wick	1440 360	----	1440 360	1440 360	1440 360	1440 360	1440 360	1440 360
8-27-96	BASE or HOUSING	*1818 666	1495 566	*1818 666	*1818 666	*1818 666	*1818 666	*1818 666	*1818 666
8-27-100	OILER, Base	953 717	953 717	953 717	953 717	953 717	953 717	953 717	953 717
8-27-132	BEARING, Base, Upper Lower	1440 349 643 906	----	1440 349 643 906	1440 349 643 906	1440 349 643 906	1440 349 643 906	1440 349 643 906	1440 349 643 906
8-27-138	PLATE, Breaker PLATE, Breaker, Assembly	1383 960 1658 610	1495 569 1692 793	1383 960 1658 610	1383 960 1658 610	1383 960 1658 610	1383 960 1658 610	1383 960 1658 610	1383 960 1658 610
8-27-158	CONTACT SET	*1658 541	1343 581	*1658 541	*1658 541	*1658 541	*1658 541	*1658 541	*1658 541
8-27-167	SCREW, Contact Arm Spring Clamp	1473 688	1343 594	1473 688	1473 688	1473 688	1473 688	1473 688	1473 688
8-27-175	WASHER, Contact Lead	----	1343 593	----	----	----	----	----	----
8-27-190	CONDENSER	*1818 757	*1818 757	1571 394	1571 394	1571 394	1571 394	1571 394	1571 394
8-27-205	LEAD, Primary LEAD, Breaker Arm Ground	1383 958 1383 959 ----	1495 568 ----	1383 958 1383 959 1527 974	1383 958 1383 959 1527 974	1383 958 1383 959 1527 974	1383 958 1383 959 1527 974	1383 958 1383 959 1527 974	1383 958 1383 959 1527 974
8-27-214	WASHER, Terminal Stud Insulating	1383 955	----	1383 955	1383 955	1383 955	1383 955	1383 955	1383 955
8-27-216	STUD, Primary Terminal	1343 592	----	1527 971	1527 971	1527 971	1527 971	1527 971	1527 971
8-27-226	INSULATION, Terminal Stud	1383 954	----	1383 954	1383 954	1383 954	1383 954	1383 954	1383 954
8-27-229	CLAMP, Terminal Screw	----	1604 046	----	----	----	----	----	----
8-27-231	COVER, Terminal Slot	----	1495 565	----	----	----	----	----	----
8-27-232	INSULATOR, Terminal Primary	1383 953	----	1383 953	1383 953	1383 953	1383 953	1383 953	1383 953
8-27-250	SHAFT, Drive	1383 947	1436 975	1473 687	1473 687	1473 064	1473 064	1383 947	1383 947
8-27-257	WASHER, Drive Shaft Thrust Upper, Inner Upper, Outer	1195 769 1195 770	1195 769 1195 770	1195 769 1195 770	1195 769 1195 770	1195 769 1195 770	1195 769 1195 770	1195 769 1195 770	1195 769 1195 770
8-27-258	WASHER, Drive Shaft Thrust Lower	643 892	643 892	643 892	643 892	643 892	643 892	643 892	643 892
8-27-259	SPACER, Cam	859 903	859 903	859 903	859 903	859 903	859 903	859 903	859 903
8-27-265	COLLAR, Drive Shaft	643 903	643 903	643 904	643 904	643 904	643 904	643 904	643 904
8-27-266	RIVET, Shaft Collar	*1689 763	*1689 763	*1689 763	*1689 763	*1689 763	*1689 763	*1689 763	*1689 763
8-27-277	WEIGHT, Governor	1271 768	1271 768	1271 768	1271 768	1271 768	1271 768	1271 768	1271 768
8-27-279	SPRING SET, Governor Weight	1571 399	*1527 980	1627 229	1627 231	1627 235	1627 237	1627 240	1627 243
8-27-287	SPRING, Anti-Rattle	----	----	863 095	863 095	863 095	863 095	863 095	863 095
8-27-291	LUBRICANT, Cam, 4 oz.	1473 595	1473 595	----	----	----	----	----	----
8-27-292	PLATE, Cam and Stop	1571 398	1135 596	1627 228	1627 228	1627 233	1571 398	1627 239	1627 242
8-27-296	WICK, Cam Sleeve Felt	643 899	643 899	643 899	643 899	643 899	643 899	643 899	643 899
8-27-298	SNAP RING, Cam Retaining	643 893	643 893	643 893	643 893	643 893	643 893	643 893	643 893
8-27-300	ROTOR	868 096	1343 587	868 096	868 096	868 096	868 096	868 096	868 096
8-27-309	VACUUM CHAMBER	1439 671	1343 590	1439 671	1439 671	1627 234	1439 671	1439 671	1439 671
8-27-310	SPRING, Vacuum Chamber	1439 672	1527 977	1439 672	1439 672	1439 672	1439 672	1439 672	1439 672
8-27-312	WASHER, Vacuum Chamber, .010" thk. .032" thk. .065" thk.	691 708 691 709 691 710	691 708 691 709 691 710	691 708 691 709 691 710	691 708 691 709 691 710	691 708 691 709 691 710	691 708 691 709 691 710	691 708 691 709 691 710	691 708 691 709 691 710
8-27-313	PLUG, Vacuum Chamber	1345 705	1345 705	1345 705	1345 705	1345 705	1345 705	1345 705	1345 705
8-27-314	GASKET, Vacuum Chamber Plug	1383 641	1383 641	1383 641	1383 641	1383 641	1383 641	1383 641	1383 641
8-27-319	RING, Lock	643 901	643 901	643 901	643 901	643 901	643 901	643 901	643 901
8-27-327	WASHER, Vacuum Arm Pin Plain	----	----	1473 066	1473 066	1473 066	1473 066	1473 066	1473 066

★ Indicates use as required.

Numerals in parentheses ( ) refer to notes.

Printed in U.S.A.

□ Indicates parts not listed in any previous parts book.

Prices and specifications subject to change without notice.

\* Indicates change or addition.

Page 8-31

Nov. 10, 1958 Supersedes Oct. 10, 1957.

# 1955-58 PASSENGER CAR PARTS LIST

For MODEL APPLICATION See Code 8-27-1

CODE	REMARKS	DISTRIBUTOR ASSEMBLIES				
		1658 870	1658 989	1641 740	1641 707	1641 956
		AZ-4003H	AZ-4001G	AZ-4003G	AZ-4001F	AZ-4003F
<b>DISTRIBUTOR COMPONENT PARTS</b>						
8-27-71	CAP	1126 570	1126 570	1126 570	1126 570	1126 570
8-27-76	SPRING, Cap Locating, w/HINGE	1383 948	1383 948	1383 948	1383 948	1383 948
8-27-82	SPRING, Cap Contact Plunger	1308 183	1308 183	1308 183	1308 183	1308 183
8-27-83	PLUNGER, Cap Contact	1195 772	1195 772	1195 772	1195 772	1195 772
8-27-93	WICK, Base Felt	1479 105	1479 105	1479 105	1479 105	1479 105
8-27-94	RETAINER, Base Felt Wick	1440 360	1440 360	1440 360	1440 360	1440 360
8-27-96	BASE	*1818 666	*1818 666	*1818 666	*1818 666	*1818 666
8-27-100	OILER	953 717	953 717	953 717	953 717	953 717
8-27-132	BEARING, Base Upper	1440 349	1440 349	1440 349	1440 349	1440 349
	Lower	643 906	643 906	643 906	643 906	643 906
8-27-138	PLATE, Breaker, Assembly	1658 610	1658 610	1658 610	1658 610	1658 610
	PLATE, Breaker	1383 960	1383 960	1383 960	1383 960	1383 960
8-27-158	CONTACT SET	*1658 541	*1658 541	*1658 541	*1658 541	*1658 541
8-27-167	SCREW, Contact Arm Spring Clamp	1473 688	1473 688	1473 688	1473 688	1473 688
8-27-190	CONDENSER	1571 394	1571 394	1571 394	1571 394	1571 394
8-27-205	LEAD, Primary	1383 958	1383 958	1383 958	1383 958	1383 958
	Breaker Arm	1383 959	1383 959	1383 959	1383 959	1383 959
	Ground	1527 974	1527 974	1527 974	1527 974	1527 974
8-27-214	WASHER, Terminal Stud Insulating	1383 955	1383 955	1383 955	1383 955	1383 955
8-27-216	STUD, Primary Terminal	1527 971	1527 971	1527 971	1527 971	1527 971
8-27-226	INSULATION, Terminal Stud	1383 954	1383 954	1383 954	1383 954	1383 954
8-27-232	BUSHING, Insulating	1383 953	1383 953	1383 953	1383 953	1383 953
8-27-250	SHAFT, Drive	1473 687	1383 947	1473 687	1383 947	1473 687
8-27-257	WASHER, Drive Shaft Thrust					
	Upper, Inner	1195 769	1195 769	1195 769	1195 769	1195 769
	Upper, Outer	1195 770	1195 770	1195 770	1195 770	1195 770
8-27-258	WASHER, Drive Shaft Thrust, Lower	643 892	643 892	643 892	643 892	643 892
8-27-259	SPACER, Cam	859 903	859 903	859 903	859 903	859 903
8-27-265	COLLAR, Shaft	643 904	643 904	643 904	643 904	643 904
8-27-266	RIVET, Collar	*1689 763	*1689 763	*1689 763	*1689 763	*1689 763
8-27-277	WEIGHT, Governor	1271 768	1271 768	1271 768	1271 768	1271 768
8-27-279	SPRING SET, Governor Weight	1627 263	1627 235	1627 263	1627 243	1627 231
8-27-287	SPRING, Anti-Rattle	863 095	863 095	863 095	863 095	863 095
8-27-291	LUBRICANT, Cam	1473 595	1473 595	1473 595	1473 595	1473 595
8-27-292	CAM and STOP PLATE	1627 261	1627 233	1627 261	1571 398	1571 398
8-27-296	WICK, Cam Sleeve Felt	643 899	643 899	643 899	643 899	643 899
8-27-298	SNAP RING, Cam Retaining	643 893	643 893	643 893	643 893	643 893
8-27-300	ROTOR	868 096	868 096	868 096	868 096	868 096
8-27-309	VACUUM CHAMBER	1439 671	1627 234	1627 262	1439 671	1627 234
8-27-310	SPRING, Vacuum Chamber	1439 672	1439 672	1439 672	1439 672	1439 672
8-27-312	WASHER, Vacuum Chamber					
	.010" thk.	691 708	691 708	691 708	691 708	691 708
	.032" thk.	691 709	691 709	691 709	691 709	691 709
	.065" thk.	691 710	691 710	691 710	691 710	691 710
8-27-313	PLUG, Vacuum Chamber	1345 705	1345 705	1345 705	1345 705	1345 705
8-27-314	GASKET, Vacuum Chamber Plug	1383 641	1383 641	1383 641	1383 641	1383 641
8-27-319	RING, Lock	643 901	643 901	643 901	643 901	643 901
8-27-327	WASHER, Vacuum Arm Pin Plain	1473 066	1473 066	1473 066	1473 066	1473 066

\* Indicates use as required.

Numerals in parentheses ( ) refer to notes.

Printed in U.S.A.

⊠ Indicates parts not listed in any previous parts book.

Prices and specifications subject to change without notice.

Nov. 10, 1958 Supersedes Oct. 10, 1957.

\* Indicates change or addition.

For MODEL APPLICATION See Code 8-27-1

CODE	REMARKS	DISTRIBUTOR ASSEMBLIES			
		1704 260 IBJ-4303C	1688 647 IBJ-4301A	1648 685 IBJ-4303	1642 389 IBJ-4302A
<b>DISTRIBUTOR COMPONENT PARTS</b>					
8-27-4	GASKET, Oil Retainer . . . . .	----	1326 836	----	----
8-27-26	CLAMP . . . . .	----	1326 835	1326 835	1326 835
8-27-71	CAP . . . . .	1658 534	1658 534	1658 534	1658 534
8-27-76	SPRING, Cap Locating Clamp, w/HINGE . . . . .	1383 948	1383 948	1383 948	1383 948
8-27-82	SPRING, Cap Contact Plunger . . . . .	1308 183	1308 183	1308 183	1308 183
8-27-83	PLUNGER, Cap Contact . . . . .	1195 772	1195 772	1195 772	1195 772
8-27-93	WICK, Base Felt . . . . .	1479 105	1479 105	1479 105	1479 105
8-27-94	RETAINER, Base Felt Wick . . . . .	1440 360	1440 360	1440 360	1440 360
8-27-96	BASE or HOUSING . . . . .	1383 952	1383 952	1383 952	1383 952
8-27-100	OILER, Base . . . . .	953 717	953 717	953 717	953 717
8-27-132	BEARING, Base Upper . . . . .	1440 349	1440 349	1440 349	1440 349
	Lower . . . . .	643 906	643 906	643 906	643 906
8-27-138	PLATE, Breaker . . . . .	1658 603	1658 603	1658 603	1658 603
	PLATE, Breaker, Assembly . . . . .	1658 601	1658 601	1658 601	1658 601
8-27-158	CONTACT SET . . . . .	1658 604	1658 604	1658 604	1658 604
8-27-167	SCREW, Contact Arm Spring Clamp . . . . .	1473 688	1473 688	1473 688	1473 688
8-27-190	CONDENSER . . . . .	1571 394	1571 394	1571 394	1571 394
8-27-205	LEAD, Breaker Arm . . . . .	1658 602	1658 602	1658 602	1658 602
	LEAD, Ground . . . . .	1527 974	1527 974	1527 974	1527 974
8-27-214	WASHER, Terminal Stud Insulation . . . . .	1383 955	1383 955	1383 955	1383 955
8-27-216	STUD, Primary Terminal . . . . .	1527 971	1527 971	1527 971	1527 971
8-27-226	INSULATION, Terminal Stud . . . . .	1383 954	1383 954	1383 954	1383 954
8-27-232	BUSHING, Insulation . . . . .	1383 953	1383 953	1383 953	1383 953
8-27-250	SHAFT, Drive . . . . .	1383 947	1473 687	1383 947	1473 064
8-27-257	WASHER, Drive Shaft Thrust, Upper, Inner . . . . .	1195 769	1195 769	1195 769	1195 769
	Upper, Outer . . . . .	1195 770	1195 770	1195 770	1195 770
8-27-258	WASHER, Drive Shaft Thrust, Lower . . . . .	643 892	643 892	643 892	643 892
8-27-259	SPACER, Cam . . . . .	859 903	859 903	859 903	859 903
8-27-265	COLLAR, Drive Shaft . . . . .	643 904	643 904	643 904	643 904
8-27-266	RIVET or PIN, Shaft Collar . . . . .	1689 763	1689 763	1689 763	1689 763
8-27-277	WEIGHT, Governor . . . . .	1271 768	1271 768	1271 768	1271 768
8-27-279	SPRING SET, Governor Weight . . . . .	1627 237	1658 622	1689 774	1689 772
8-27-287	SPRING, Anti-Rattle . . . . .	863 095	863 095	863 095	863 095
8-27-291	LUBRICANT, Cam, 4 oz. . . . .	----	1473 595	1473 595	1473 595
8-27-292	PLATE, Cam and Stop . . . . .	1658 545	1658 621	1658 543	1689 771
8-27-296	WICK, Cam Sleeve Felt . . . . .	643 899	643 899	643 899	643 899
8-27-298	SNAP RING, Cam Retaining . . . . .	643 893	643 893	643 893	643 893
8-27-300	ROTOR . . . . .	1658 535	1658 535	1658 535	1658 535
8-27-309	VACUUM CHAMBER . . . . .	1439 671	1658 620	1689 773	1439 671
8-27-310	SPRING, Vacuum Chamber . . . . .	1752 220	1752 220	1689 789	1689 788
8-27-312	WASHER, Vacuum Chamber, .010" thk. . . . .	691 708	691 708	691 708	691 708
	.032" thk. . . . .	691 709	691 709	691 709	691 709
	.065" thk. . . . .	691 710	691 710	691 710	691 710
8-27-313	PLUG, Vacuum Chamber . . . . .	1345 705	1345 705	1345 705	1345 705
8-27-314	GASKET, Vacuum Chamber Plug . . . . .	1383 641	1383 641	1383 641	1383 641
8-27-319	RING, Lock . . . . .	643 901	643 901	643 901	643 901
8-27-327	WASHER, Vacuum Arm Pin Plain . . . . .	1473 066	1473 066	1473 066	1473 066

★ Indicates use as required.

□ Indicates parts not listed in any previous parts book.

\* Indicates change or addition.

Numerals in parentheses ( ) refer to notes.

Printed in U.S.A.

Prices and specifications subject to change without notice.

Oct. 10, 1957 Supersedes April 8, 1957.

# 1955-58 PASSENGER CAR PARTS LIST

For MODEL APPLICATION See Code 8-27-1

CODE	REMARKS	DISTRIBUTOR ASSEMBLIES			
		1689 303 IBJ-4302B	1642 390 IBJ-4302	1658 869 IBJ-4303A	1642 392 IBK-4301A
<b>DISTRIBUTOR COMPONENT PARTS</b>					
8-27-4	GASKET . . . . .	1326 833	1326 836	---- --	1326 836
8-27-26	CLAMP . . . . .	1326 835	1326 835	---- --	1326 835
8-27-71	CAP . . . . .	1658 534	1658 534	1658 534	1658 534
8-27-76	SPRING, Cap Locating Clamp, w/HINGE . . . . .	1383 948	1383 948	1383 948	1383 948
8-27-82	SPRING, Cap Contact Plunger . . . . .	1308 183	1308 183	1308 183	1308 183
8-27-83	PLUNGER, Cap Contact . . . . .	1195 772	1195 772	1195 772	1195 772
8-27-93	WICK, Base Felt . . . . .	1479 105	1479 105	1479 105	1479 105
8-27-94	RETAINER, Base Felt Wick . . . . .	1440 360	1440 360	1440 360	1440 360
8-27-96	BASE or HOUSING . . . . .	1383 952	1383 952	1383 952	1383 952
8-27-100	OILER, Base . . . . .	953 717	953 717	953 717	953 717
8-27-132	BEARING, Base Upper . . . . .	1440 349	1440 349	1440 349	1440 349
	Lower . . . . .	643 906	643 906	643 906	643 906
8-27-138	PLATE, Breaker . . . . .	1658 603	1658 603	1658 603	1689 784
	PLATE, Breaker, Assembly . . . . .	1658 601	1658 601	1658 601	1658 610
8-27-158	CONTACT SET. . . . .	1658 604	1658 604	1658 604	1658 541
8-27-167	SCREW, Contact Arm Spring Clamp . . . . .	1473 688	1473 688	1473 688	1473 688
8-27-190	CONDENSER . . . . .	1571 394	1571 394	1571 394	1571 394
8-27-205	LEAD, Primary . . . . .	---- --	---- --	---- --	1383 958
	LEAD, Ground . . . . .	1527 974	1527 974	1527 974	1527 974
	LEAD, Breaker Arm . . . . .	1658 602	1658 602	1658 602	1383 959
8-27-214	WASHER, Terminal Stud Insulating . . . . .	1383 955	1383 955	1383 955	1383 955
8-27-216	STUD, Primary Terminal . . . . .	1527 971	1527 971	1527 971	1527 971
8-27-226	INSULATION, Terminal Stud . . . . .	1383 954	1383 954	1383 954	1383 954
8-27-232	BUSHING, Insulation. . . . .	1383 953	1383 953	1383 953	1383 953
8-27-250	SHAFT, Drive . . . . .	1473 064	1473 064	1383 947	1383 947
8-27-257	WASHER, Upper Drive Shaft Inner Thrust . . . . .	1195 769	1195 769	1195 769	1195 769
	Outer . . . . .	1195 770	1195 770	1195 770	1195 770
8-27-258	WASHER, Drive Shaft Lower . . . . .	643 892	643 892	643 892	643 892
8-27-259	SPACER, Cam. . . . .	859 903	859 903	859 903	859 903
8-27-265	COLLAR, Shaft . . . . .	643 904	643 904	643 904	643 904
8-27-266	RIVET or PIN, Collar . . . . .	1689 763	1689 763	1689 763	1689 763
8-27-277	WEIGHT, Governor . . . . .	1271 768	1271 768	1271 768	1271 768
8-27-279	SPRING SET, Governor Weight. . . . .	1689 785	1689 770	*1627 237	⊠1752 342
8-27-287	SPRING, Anti-Rattle . . . . .	863 095	863 095	863 095	863 095
8-27-291	LUBRICANT, Cam, 4 oz. . . . .	1473 595	1473 595	1473 595	1473 595
8-27-292	PLATE, Cam and Stop . . . . .	1658 548	1689 769	1658 545	1689 776
8-27-296	WICK, Cam Sleeve Felt . . . . .	643 899	643 899	643 899	643 899
8-27-298	RING, Cam Retaining Snap . . . . .	643 893	643 893	643 893	643 893
8-27-300	ROTOR . . . . .	1658 535	1658 535	1658 535	1658 535
8-27-309	VACUUM CHAMBER . . . . .	1658 620	1658 620	1689 773	1439 671
8-27-310	SPRING, Vacuum Chamber . . . . .	1752 220	1752 220	1689 789	1689 778
8-27-312	WASHER, Vacuum Chamber; .010" thk. . . . .	691 708	691 708	691 708	691 708
	.032" thk. . . . .	691 709	691 709	691 709	691 709
	.065" thk. . . . .	691 710	691 710	691 710	691 710
8-27-313	PLUG, Vacuum Chamber . . . . .	1345 705	1345 705	1345 705	1345 705
8-27-314	GASKET, Vacuum Chamber Plug. . . . .	1383 641	1383 641	1383 641	1383 641
8-27-319	RING, Lock . . . . .	643 901	643 901	643 901	643 901
8-27-327	WASHER, Vacuum Arm Pin Plain . . . . .	1473 066	1473 066	1473 066	1473 066

★ Indicates use as required.

Numerals in parentheses ( ) refer to notes.

Printed in U.S.A.

⊠ Indicates parts not listed in any previous parts book.  
Oct. 10, 1957 Supersedes April 8, 1957.

Prices and specifications subject to change without notice.

\* Indicates change or addition.

For MODEL APPLICATION See Code 8-27-1

CODE	REMARKS	DISTRIBUTOR ASSEMBLIES						
		1688 649 IBJ-4301B	1688 648 IBJ-4303B	1704 309 IBK-4301C	1704 261 IBJ-4302C	1704 262 IBJ-4302D	1704 310 IBK-4302	1704 308 IBK-4303
<b>DISTRIBUTOR COMPONENT PARTS</b>								
8-27-4	GASKET, Oil Retainer. . .	1326 836	1326 836	1326 836	1326 836	1326 836	1326 836	1326 836
8-27-26	CLAMP . . . . .	1326 835	1326 835	1326 835	1326 835	1326 835	1326 835	1326 835
8-27-71	CAP. . . . .	1658 534	1658 534	1658 534	1658 534	1658 534	1658 534	1658 534
8-27-76	SPRING, Cap Locating Clamp, w/HINGE. . . . .	1383 948	1383 948	1383 948	1383 948	1383 948	1383 948	1383 948
8-27-82	SPRING, Cap Contact Plunger . . . . .	1308 183	1308 183	1308 183	1308 183	1308 183	1308 183	1308 183
8-27-83	PLUNGER, Cap Contact . .	1195 772	1195 772	1195 772	1195 772	1195 772	1195 772	1195 772
8-27-93	WICK, Base Felt . . . . .	1479 105	1479 105	1479 105	1479 105	1479 105	1479 105	1479 105
8-27-94	RETAINER, Base Felt Wick . . . . .	1440 360	1440 360	1440 360	1440 360	1440 360	1440 360	1440 360
8-27-96	BASE or HOUSING . . . . .	1383 952	1383 952	1383 952	1383 952	1383 952	1383 952	1383 952
8-27-100	OILER, Base . . . . .	953 717	953 717	953 717	953 717	953 717	953 717	953 717
8-27-132	BEARING, Base Upper. . .	1440 349	1440 349	1440 349	1440 349	1440 349	1440 349	1440 349
	Lower. . . . .	643 906	643 906	643 906	643 906	643 906	643 906	643 906
8-27-138	PLATE, Breaker. . . . .	1658 603	1658 603	1383 960	1658 603	1658 603	1689 784	1689 784
	PLATE, Breaker, Assy. . .	1658 601	1658 601	1658 610	1658 601	1658 601	1658 610	1658 610
8-27-158	CONTACT SET . . . . .	1658 604	1658 604	1658 541	1658 604	1658 604	1658 541	1658 541
8-27-167	SCREW, Contact Arm Spring Clamp . . . . .	1473 688	1473 688	----	1473 688	1473 688	1473 688	1473 688
8-27-190	CONDENSER . . . . .	1571 394	1571 394	1571 394	1571 394	1571 394	1571 394	1571 394
8-27-205	LEAD, Ground . . . . .	1527 974	1527 974	1527 974	1527 974	1527 974	1527 974	1527 974
	Breaker Arm . . . . .	1658 602	1658 602	1383 959	1658 602	1658 602	1383 959	1383 959
	Primary . . . . .	----	----	1383 958	----	----	1383 958	1383 958
8-27-214	WASHER, Terminal Stud Insulating . . . . .	1383 955	1383 955	1383 955	1383 955	1383 955	1383 955	1383 955
8-27-216	STUD, Primary Terminal .	1527 971	1527 971	1527 971	1527 971	1527 971	1527 971	1527 971
8-27-226	INSULATION, Terminal Stud . . . . .	1383 954	1383 954	1383 954	1383 954	1383 954	1383 954	1383 954
8-27-232	BUSHING, Insulation . . .	1383 953	1383 953	1383 953	1383 953	1383 953	1383 953	1383 953
8-27-250	SHAFT, Drive . . . . .	1473 687	1383 947	1383 947	1473 064	1473 064	1473 687	1473 064
8-27-257	WASHER, Upper Drive Shaft Inner Thrust . . . .	1195 769	1195 769	1195 769	1195 769	1195 769	1195 769	1195 769
	Outer . . . . .	1195 770	1195 770	1195 770	1195 770	1195 770	1195 770	1195 770
8-27-258	WASHER, Drive Shaft Thrust Lower . . . . .	643 892	643 892	643 892	643 892	643 892	643 892	643 892
8-27-259	SPACER, Cam . . . . .	859 903	859 903	859 903	859 903	859 903	859 903	859 903
8-27-265	COLLAR, Drive Shaft . . .	643 904	643 904	643 904	643 904	643 904	643 904	643 904
8-27-266	PIN, Collar. . . . .	1689 763	1689 763	1689 763	1689 763	1689 763	1689 763	1689 763
8-27-277	WEIGHT, Governor . . . .	1271 768	1271 768	1271 768	1271 768	1271 768	1271 768	1271 768
8-27-279	SPRING SET, Governor Weight. . . . .	1639 761	1752 221	1627 243	1689 772	1689 785	1752 326	1689 785
8-27-287	SPRING, Anti-Rattle. . . .	863 095	863 095	863 095	863 095	863 095	863 095	863 095
8-27-291	LUBRICANT, Cam, 4 ozs.	1473 595	1473 595	1473 595	1473 595	1473 595	1473 595	1473 595
8-27-292	PLATE, Cam and Stop. . .	1658 543	1658 621	1658 548	1689 771	1658 548	1658 533	1658 548
8-27-296	WICK, Cam Sleeve Felt . .	643 899	643 899	643 899	643 899	643 899	643 899	643 899
8-27-298	SNAP RING, Cam Retaining . . . . .	643 893	643 893	643 893	643 893	643 893	643 893	643 893
8-27-300	ROTOR . . . . .	1658 535	1658 535	1658 535	1658 535	1658 535	1658 535	1658 535

★ Indicates use as required.

Numerals in parentheses ( ) refer to notes.

Printed in U.S.A.

□ Indicates parts not listed in any previous parts book.

\* Indicates change or addition.

Prices and specifications subject to change without notice.

Page 8-35

Oct. 10, 1957 Supersedes April 8, 1957.

# 1955-58 PASSENGER CAR PARTS LIST

ELECTRICAL

For MODEL APPLICATION See Code 8-27-1

CODE	REMARKS	DISTRIBUTOR ASSEMBLIES						
		1688 649 IBJ-4301B	1688 648 IBJ-4303B	1704 309 IBK-4301C	1704 261 IBJ-4302C	1704 262 IBJ-4302D	1704 310 IBK-4302	1704 308 IBK-4303
8-27-309	CHAMBER, Vacuum . . . . .	1439 671	1689 765	1689 765	1439 671	1439 671	1439 671	1439 671
8-27-310	SPRING, Vacuum Chamber.	1689 788	1689 788	1689 788	1752 220	1752 220	1689 778	1752 220
8-27-312	WASHER, Vacuum Chamber, .010" thk. . . . .	691 708	691 708	691 708	691 708	691 708	691 708	691 708
	.032" thk. . . . .	691 709	691 709	691 709	691 709	691 709	691 709	691 709
	.065" thk. . . . .	691 710	691 710	691 710	691 710	691 710	691 710	691 710
8-27-313	PLUG, Vacuum Chamber. . . . .	1345 705	1345 705	1345 705	1345 705	1345 705	1345 705	1345 705
8-27-314	GASKET, Vacuum Chamber Plug . . . . .	1383 641	1383 641	1383 641	1383 641	1383 641	1383 641	1383 641
8-27-319	RING, Lock . . . . .	643 901	643 901	643 901	643 901	643 901	643 901	643 901
8-27-327	WASHER, Vacuum Arm Pin Plain . . . . .	1473 066	1473 066	1473 066	1473 066	1473 066	1473 066	1473 066

FOR MODEL APPLICATION SEE CODE 8-27-1

CODE	REMARKS	DISTRIBUTOR ASSEMBLIES				
		1689 323 IBR-4001	1689 318 IBP-4003	1779 951 IBP-4003C	1779 938 IBP-4003A	1689 319 IBP-4002
8-27-4	GASKET, Oil Retainer . . . . .	41 928	1326 836	1326 836	1326 836	1326 836
8-27-19	PLATE, Lock . . . . .	866 069	----	----	----	----
8-27-26	CLAMP . . . . .	----	1326 835	*1326 835	1326 835	1326 835
8-27-71	CAP . . . . .	1343 576	1658 534	1658 534	1658 534	1658 534
8-27-76	SPRING, Cap Locating Clamp, w/HINGE . . . . .	----	1383 948	1383 948	1383 948	1383 948
	SPRING, Cap Clamp, w/HINGE . . . . .	648 404	----	----	----	----
8-27-82	SPRING, Cap Contact Plunger . . . . .	1308 183	1308 183	1308 183	1308 183	1308 183
8-27-83	PLUNGER, Cap Contact . . . . .	1195 772	1195 772	1195 772	1195 772	1195 772
8-27-93	WICK, Base Felt . . . . .	958 177	1479 105	1479 105	1479 105	1479 105
8-27-94	RETAINER, Base Felt Wick . . . . .	----	1440 360	1440 360	1440 360	1440 360
8-27-96	BASE or HOUSING . . . . .	1818 658	1818 564	1818 564	1818 564	1818 564
8-27-100	OILER, Base. . . . .	953 717	953 717	953 717	953 717	953 717
8-27-132	BEARING, Base, Upper . . . . .	----	1440 349	1440 349	1440 349	1440 349
	Lower . . . . .	643 906	643 906	643 906	643 906	643 906
8-27-138	PLATE, Breaker . . . . .	1818 661	1818 567	1818 567	1818 567	1818 567
	PLATE, Breaker, Assembly . . . . .	1818 659	1818 565	1818 565	1818 565	1818 565
8-27-158	CONTACT SET . . . . .	1343 581	1818 568	1818 568	1818 568	1818 568
8-27-167	SCREW, Contact Arm Spring Clamp . . . . .	1343 594	1343 594	1343 594	1343 594	1343 594
8-27-175	WASHER, Contact Lead . . . . .	1343 593	1343 593	1343 593	1343 593	1343 593
8-27-190	CONDENSER . . . . .	*1818 757	*1818 757	*1818 757	*1818 757	*1818 757
8-27-205	LEAD, Primary . . . . .	1818 660	1818 566	1818 566	1818 566	1818 566
8-27-250	SHAFT, Drive . . . . .	1436 975	1818 574	1818 574	1818 574	1818 563
8-27-257	WASHER, Upper - Inner Thrust . . . . .	1195 769	1195 769	1195 769	1195 769	1195 769
	Upper - Outer . . . . .	1195 770	1195 770	1195 770	1195 770	1195 770
8-27-258	WASHER, Drive Shaft Thrust, Lower. . . . .	643 892	643 892	643 892	643 892	643 892
8-27-259	SPACER, Cam. . . . .	859 903	859 903	859 903	859 903	859 903
8-27-265	COLLAR, Drive Shaft . . . . .	643 904	643 904	643 904	643 904	643 904
8-27-266	RIVET or PIN, Shaft Collar . . . . .	1689 763	1689 763	1689 763	1689 763	1689 763
8-27-277	WEIGHT, Governor . . . . .	1271 768	1271 768	1271 768	1271 768	1271 768
8-27-279	SPRING SET, Governor Weight. . . . .	1843 155	1818 576	1658 622	1818 654	1818 571
8-27-287	SPRING, Anti-Rattle . . . . .	863 095	863 095	863 095	863 095	863 095
8-27-291	LUBRICANT, Cam, 4 ozs. . . . .	1473 595	1473 595	1473 595	1473 595	1473 595
8-27-292	CAM, w/Stop PLATE, Assembly . . . . .	1818 663	1818 575	1818 772	1818 653	1818 570
8-27-296	WICK, Cam Sleeve Felt . . . . .	643 899	643 899	643 899	643 899	643 899

\* Indicates use as required.

Numerals in parentheses ( ) refer to notes.

Printed in U.S.A.

☐ Indicates parts not listed in any previous parts book.

Prices and specifications subject to change without notice.

Nov. 10, 1958 Supersedes Oct. 10, 1957.

\* Indicates change or addition.

FOR MODEL APPLICATION SEE CODE 8-27-1

CODE	REMARKS	DISTRIBUTOR ASSEMBLIES				
		1689 323 IBR-4001	1689 318 IBP-4003	1779 951 IBP-4003C	1779 938 IBP-4003A	1689 319 IBP-4002
8-27-298	SNAP RING, Cam Retaining . . . . .	643 893	643 893	643 893	643 893	643 893
8-27-300	ROTOR . . . . .	1343 587	1658 535	1658 535	1658 535	1658 535
8-27-309	CHAMBER, Vacuum . . . . .	*1345 473	1818 569	----	1818 652	1818 569
8-27-310	SPRING, Vacuum Chamber . . . . .	1345 483	1818 572	691 713	1818 572	1818 572
8-27-312	WASHER, Vacuum Chamber .010" thk. . . . .	691 708	691 708	691 708	691 708	691 708
	.032" thk. . . . .	691 709	691 709	691 709	691 709	691 709
	.065" thk. . . . .	691 710	691 710	691 710	691 710	691 710
8-27-313	PLUG, Vacuum Chamber . . . . .	1345 705	1345 705	1345 705	1345 705	1345 705
8-27-314	GASKET, Vacuum Chamber Plug . . . . .	1383 641	1383 641	1383 641	1383 641	1383 641
8-27-319	RING, Vacuum Chamber Lock . . . . .	643 901	643 901	643 901	643 901	643 901
8-27-327	WASHER, Vacuum Arm Pin Plain . . . . .	----	1473 066	1473 066	1473 066	1473 066

FOR MODEL APPLICATION SEE CODE 8-27-1

CODE	REMARKS	DISTRIBUTOR ASSEMBLIES				
		1779 940 IBP-4002B	1689 320 IBP-4001	1770 750 IBP-4002A	1689 325 IBK-4304	1779 943 IBP-4001A
8-27-4	GASKET, Oil Retainer . . . . .	*1326 836	*1326 836	*1326 836	*1326 836	*1326 836
8-27-26	CLAMP . . . . .	*1326 835	*1326 835	*1326 835	*1326 835	*1326 835
8-27-71	CAP . . . . .	1658 534	1658 534	1658 534	1658 534	1658 534
8-27-76	SPRING, Cap Locating Clamp, w/HINGE . . . . .	1383 948	1383 948	1393 948	1383 948	1383 948
8-27-82	SPRING, Cap Contact Plunger . . . . .	1308 183	1308 183	1308 183	1308 183	1308 183
8-27-83	PLUNGER, Cap Contact . . . . .	1195 772	1195 772	1195 772	1195 772	1195 772
8-27-93	WICK, Base Felt . . . . .	1479 105	1479 105	1479 105	1479 105	1479 105
8-27-94	RETAINER, Base Felt Wick . . . . .	1440 360	1440 360	1440 360	1440 360	1440 360
8-27-96	BASE or HOUSING . . . . .	1818 564	1818 564	1818 564	1818 666	1818 564
8-27-100	OILER, Base . . . . .	953 717	953 717	953 717	953 717	953 717
8-27-132	BEARING, Base, Upper . . . . .	1440 349	1440 349	1440 349	1440 349	1440 349
	Lower . . . . .	643 906	643 906	643 906	643 906	643 906
8-27-138	PLATE, Breaker . . . . .	1818 567	1818 567	1818 567	1752 629	1818 567
	PLATE, Breaker, Assembly . . . . .	1818 565	1818 565	1818 565	1752 628	1818 565
8-27-158	CONTACT SET . . . . .	1818 568	1818 568	1818 568	1658 541	1818 568
8-27-167	SCREW, Contact Arm Spring Clamp . . . . .	1343 594	1343 594	1343 594	1473 688	1343 594
8-27-175	WASHER, Contact Lead . . . . .	1343 593	1343 593	1343 593	----	1343 593
8-27-190	CONDENSER . . . . .	1692 794	1692 794	1692 794	1571 394	1692 794
8-27-205	LEAD, Primary . . . . .	1818 566	1818 566	1818 566	1383 958	1818 566
	Breaker Arm . . . . .	----	----	----	1383 959	----
	Ground . . . . .	----	----	----	1527 974	----
8-27-214	WASHER, Terminal Stud Insulating . . . . .	----	----	----	1383 955	----
8-27-216	STUD, Primary Terminal . . . . .	----	----	----	1527 971	----
8-27-226	INSULATION, Terminal Stud . . . . .	----	----	----	1383 954	----
8-27-232	INSULATOR, Terminal Primary . . . . .	----	----	----	1383 953	----
8-27-250	SHAFT, Drive . . . . .	1818 563	1818 641	1818 563	1818 665	1818 641
8-27-257	WASHER, Drive Shaft Upper - Inner Thrust . . . . .	1195 769	1195 769	1195 769	1195 769	1195 769
	Upper - Outer . . . . .	1195 770	1195 770	1195 770	1195 770	1195 770
8-27-258	WASHER, Drive Shaft Thrust, Lower . . . . .	643 892	643 892	643 892	643 892	643 892
8-27-259	SPACER, Cam . . . . .	859 903	859 903	859 903	859 903	859 903
8-27-265	COLLAR, Drive Shaft . . . . .	643 904	643 904	643 904	643 904	643 904
8-27-266	RIVET or PIN, Shaft Collar . . . . .	1689 763	1689 763	1689 763	1689 763	1689 763
8-27-277	WEIGHT, Governor . . . . .	1271 768	1271 768	1271 768	1271 768	1271 768

★ Indicates use as required.

Numerals in parentheses ( ) refer to notes.

Printed in U.S.A.

☐ Indicates parts not listed in any previous parts book.

Prices and specifications subject to change without notice.

\* Indicates change or addition.

Page 8-37

Oct. 10, 1957 Supersedes April 8, 1957.

# 1955-58 PASSENGER CAR PARTS LIST

FOR MODEL APPLICATION SEE CODE 8-27-1

CODE	REMARKS	DISTRIBUTOR ASSEMBLIES				
		1779 940 IBP-4002B	1689 320 IBP-4001	1770 750 IBP-4002A	1689 325 IBK-4304	1779 943 IBP-4001A
8-27-279	SPRING SET, Governor Weight . . . . .	1067 297	1818 644	1818 684	1818 667	1818 647
8-27-287	SPRING, Anti-Rattle . . . . .	863 095	863 095	863 095	863 095	863 095
8-27-291	LUBRICANT, Cam, 4 ozs. . . . .	1473 595	1473 595	1473 595	1473 595	1473 595
8-27-292	CAM, w/Stop PLATE, Assembly . . . . .	1818 651	1818 643	1818 649	1752 627	1818 646
8-27-296	WICK, Cam Sleeve Felt . . . . .	643 899	643 899	643 899	643 899	643 899
8-27-298	SNAP RING, Cam Retaining . . . . .	643 893	643 893	643 893	643 893	643 893
8-27-300	ROTOR . . . . .	1658 535	1658 535	1658 535	1658 535	1658 535
8-27-309	CHAMBER, Vacuum . . . . .	1818 569	1818 642	1818 648	1689 773	1818 642
8-27-310	SPRING, Vacuum Chamber . . . . .	1818 572	1818 645	1818 650	1818 668	1818 645
8-27-312	WASHER, Vacuum Chamber .010" thk. . . . .	691 708	691 708	691 708	691 708	691 708
	.032" thk. . . . .	691 709	691 709	691 709	691 709	691 709
	.065" thk. . . . .	691 710	691 710	691 710	691 710	691 710
8-27-313	PLUG, Vacuum Chamber . . . . .	1345 705	1345 705	1345 705	1345 705	1345 705
8-27-314	GASKET, Vacuum Chamber Plug . . . . .	1383 641	1383 641	1383 641	1383 641	1383 641
8-27-319	RING, Vacuum Chamber Lock . . . . .	643 901	643 901	643 901	643 901	643 901
8-27-327	WASHER, Vacuum Arm Pin Plain . . . . .	1473 066	1473 066	1473 066	1473 066	1473 066

FOR MODEL APPLICATION SEE CODE 8-27-1

CODE	REMARKS	DISTRIBUTOR ASSEMBLIES			
		1779 952 IBP-4002D	1779 937 IBS-4003	1779 941 IBS-4004	1841 518 IBS-4005A
8-27-4	GASKET, Oil Retainer . . . . .	1326 836	1326 836	1326 836	*1326 836
8-27-26	CLAMP . . . . .	1326 835	1326 835	1326 835	*1326 835
8-27-71	CAP . . . . .	1658 534	1658 534	1658 534	*1658 534
8-27-76	SPRING, Cap Locating Clamp, w/HINGE . . . . .	1383 948	1383 948	1383 948	*1383 948
8-27-82	SPRING, Cap Contact Plunger . . . . .	1308 183	1308 183	1308 183	*1308 183
8-27-83	PLUNGER, Cap Contact . . . . .	1195 772	1195 772	1195 772	*1195 772
8-27-93	WICK, Base Felt . . . . .	1479 105	1479 105	1479 105	*1479 105
8-27-94	RETAINER, Base Felt Wick . . . . .	1440 360	1440 360	1440 360	*1440 360
8-27-96	BASE or HOUSING . . . . .	1818 564	1818 666	1818 666	*1818 666
8-27-100	OILER, Base . . . . .	953 717	953 717	953 717	* 953 717
8-27-132	BEARING, Base, Upper . . . . .	1440 349	1440 349	1440 349	*1440 349
	Lower . . . . .	643 906	643 906	643 906	* 643 906
8-27-138	PLATE, Breaker . . . . .	1818 567	1752 629	1752 629	*1752 629
	Breaker, Assembly . . . . .	1818 565	1752 628	1752 628	*1752 628
8-27-158	CONTACT SET . . . . .	1818 568	1658 541	1658 541	*1658 541
8-27-167	SCREW, Contact Arm Spring Clamp . . . . .	1343 594	1473 688	1473 688	*1473 688
8-27-175	WASHER, Contact Lead . . . . .	1343 593	----	----	----
8-27-190	CONDENSER . . . . .	1692 794	1571 394	1571 394	1818 757
8-27-205	LEAD, Primary . . . . .	1818 566	1383 958	1383 958	*1383 958
	Breaker Arm . . . . .	----	1383 959	1383 959	*1383 959
	Ground . . . . .	----	1527 974	1527 974	*1527 974
8-27-214	WASHER, Terminal Stud Insulating . . . . .	----	1383 955	1383 955	*1383 955
8-27-216	STUD, Primary Terminal . . . . .	----	1527 971	1527 971	*1527 971
8-27-226	INSULATION, Terminal Stud . . . . .	----	1383 954	1383 954	*1383 954
8-27-232	BUSHING, Terminal Insulating . . . . .	----	1383 953	1383 953	*1383 953
8-27-250	SHAFT, Drive . . . . .	1818 563	1843 033	1843 038	1843 040
8-27-257	WASHER, Thrust, Upper - Inner . . . . .	1195 769	1195 769	1195 769	*1195 769
	Upper - Outer . . . . .	1195 770	1195 770	1195 770	*1195 770

\* Indicates use as required.

Numerals in parentheses ( ) refer to notes.

Printed in U.S.A.

† Indicates parts not listed in any previous parts book.  
Oct. 10, 1957 Supersedes April 8, 1957.

Prices and specifications subject to change without notice.  
\* Indicates change or addition.



FOR MODEL APPLICATION SEE CODE 8-27-1

CODE	REMARKS	DISTRIBUTOR ASSEMBLIES			
		1779 952 IBP-4002D	1779 937 IBS-4003	1779 941 IBS-4004	1841 518 IBS-4005A
8-27-258	WASHER, Drive Shaft Thrust, Lower	643 892	643 892	643 892	643 892
8-27-259	SPACER, Cam	859 903	859 903	859 903	859 903
8-27-265	COLLAR, Drive Shaft	643 904	643 904	643 904	643 904
8-27-266	RIVET or PIN, Shaft Collar	1689 763	1689 763	1689 763	1689 763
8-27-277	WEIGHT, Governor	1271 768	1271 768	1271 768	1271 768
8-27-279	SPRING SET, Governor Weight	1818 911	1843 035	1689 785	1818 911
8-27-287	SPRING, Anti-Rattle	863 095	863 095	863 095	863 095
8-27-291	LUBRICANT, Cam, 4 oz.	1473 595	1473 595	1473 595	1473 595
8-27-292	CAM, w/Stop PLATE, Assembly	1818 646	1627 233	1627 233	1843 346
8-27-296	WICK, Cam Sleeve Felt	643 899	643 899	643 899	643 899
8-27-298	SNAP RING, Cam Retaining	643 893	643 893	643 893	643 893
8-27-300	ROTOR	1658 535	1658 535	1658 535	1658 535
8-27-309	CHAMBER, Vacuum	1818 569	1843 034	1843 034	1689 773
8-27-310	SPRING, Vacuum Chamber	1818 912	1843 036	1843 036	1689 778
8-27-312	WASHER, Vacuum Chamber .010" thick	691 708	691 708	691 708	691 708
	.032" thk.	691 709	691 709	691 709	691 709
	.065" thk.	691 710	691 710	691 710	691 710
8-27-313	PLUG, Vacuum Chamber	1345 705	1345 705	1345 705	1345 705
8-27-314	GASKET, Vacuum Chamber Plug	1383 641	1383 641	1383 641	1383 641
8-27-319	RING, Vacuum Chamber Lock	643 901	643 901	643 901	643 901
8-27-327	WASHER, Vacuum Arm Pin Plain	1473 066	1473 066	1473 066	1473 066

FOR MODEL APPLICATION SEE CODE 8-27-1

CODE	REMARKS	DISTRIBUTOR ASSEMBLIES				
		1842 607 IBP-4003F	1779 983 IBS-4006B	1841 417 IBS-4009	1841 511 IBP-4002E	1779 950 IBP-4005
8-27-71	CAP	1658 534	1658 534	1658 534	1658 534	1658 534
8-27-76	SPRING, Cap Locating Clamp, w/HINGE	1383 948	1383 948	1383 948	1383 948	1383 948
8-27-82	SPRING, Cap Contact Plunger	1308 183	1308 183	1308 183	1308 183	1308 183
8-27-83	PLUNGER, Cap Contact	1195 772	1195 772	1195 772	1195 772	1195 772
8-27-93	WICK, Base Felt	1479 105	1479 105	----	1479 105	1479 105
8-27-94	RETAINER, Base Felt Wick	----	----	----	1440 360	----
8-27-96	BASE or HOUSING	1843 481	1843 336	1843 442	1843 481	1843 367
8-27-100	OILER, Base	953 717	----	----	953 717	953 717
8-27-132	BEARING, Base, Upper	1440 349	1440 349	643 906	1440 349	1440 349
	Lower	643 906	643 906	643 906	643 906	643 906
8-27-138	PLATE, Breaker	1818 567	1843 338	1843 338	1818 567	1843 369
	PLATE, Breaker, Assembly	1843 482	1843 337	1843 337	1843 482	1843 368
8-27-158	CONTACT SET	1818 568	1843 339	1843 339	1818 568	1843 370
8-27-167	SCREW, Contact Arm Spring Clamp	1343 594	1473 688	1473 688	1343 594	1343 594
8-27-175	WASHER, Contact Lead	1343 593	----	----	1343 593	1343 593
8-27-191	CONDENSER, w/BRACKET	*1818 757	*1818 757	*1818 757	*1818 757	*1818 757
8-27-205	LEAD, Primary	1818 566	1383 958	1383 958	1818 566	1818 730
	Breaker Arm	----	1383 959	1383 959	----	----
	Ground	----	1527 974	1527 974	----	----
8-27-214	WASHER, Terminal Stud Insulating	----	1383 955	1383 955	----	----
8-27-216	STUD, Primary Terminal	----	1527 971	1527 971	----	----
8-27-226	INSULATION, Terminal Stud	----	1383 954	1383 954	----	----
8-27-232	BUSHING, Terminal Insulating	----	1383 953	1383 953	----	----
8-27-250	SHAFT, Drive	1818 574	1879 313	1879 392	1818 563	1843 376
8-27-257	THRUST, Upper - Inner	1195 769	1195 769	----	1195 769	1195 769
	Upper - Outer	1195 770	1195 770	----	1195 770	1195 770
8-27-258	WASHER, Drive Shaft Thrust, Lower	643 892	643 892	643 892	643 892	643 892
8-27-259	SPACER, Cam	859 903	859 903	* 859 903	859 903	859 903
8-27-265	COLLAR, Drive Shaft	643 904	643 904	643 904	643 904	643 904

\* Indicates use as required.

Numerals in parentheses ( ) refer to notes.

Printed in U.S.A.

□ Indicates parts not listed in any previous parts book.

Prices and specifications subject to change without notice.

\* Indicates change or addition.

# 1955-58 PASSENGER CAR PARTS LIST

FOR MODEL APPLICATION SEE CODE 8-27-1

CODE	REMARKS	DISTRIBUTOR ASSEMBLIES				
		1842 607	1779 983 IBS-4006B	1841 417 IBS-4009	1841 511 IBP-4002E	1779 950 IBP-4005
8-27-266	RIVET or PIN, Shaft Collar . . . . .	1689 763	1689 763	1689 763	1689 763	1689 763
8-27-277	WEIGHT, Governor . . . . .	1271 768	1843 380	*1843 380	1271 768	1843 380
8-27-279	SPRING SET, Governor Weight . . . . .	1879 310	1843 379	*1843 379	1879 284	1843 379
8-27-287	SPRING, Anti-Rattle . . . . .	863 095	1843 381	*1843 381	863 095	1843 381
8-27-291	LUBRICANT, Cam, 4 ozs. . . . .	1473 595	1473 595	1473 595	1473 595	1473 595
8-27-292	CAM, w/Stop PLATE, Assembly . . . . .	1818 646	1879 312	*1879 312	1818 646	1843 378
8-27-296	WICK, Cam Sleeve Felt . . . . .	643 899	643 899	643 899	643 899	643 899
8-27-298	SNAP RING, Cam Retaining . . . . .	643 893	643 893	* 643 893	643 893	643 893
8-27-300	ROTOR . . . . .	1658 535	1658 535	1658 535	1658 535	1658 535
8-27-309	CHAMBER, Vacuum . . . . .	1818 569	1879 314	*1879 314	1879 283	1843 377
8-27-310	SPRING, Vacuum Chamber . . . . .	1818 572	1879 315	*1879 315	1818 572	1818 572
8-27-312	WASHER, Vacuum Chamber, .010 thk. .032" thk. . . . . .065" thk. . . . .	691 708 691 709 691 710	691 708 691 709 691 710	* 691 708 * 691 709 * 691 710	691 708 691 709 691 710	691 708 691 709 691 710
8-27-313	PLUG, Vacuum Chamber . . . . .	1345 705	1345 705	*1345 705	1345 705	1345 705
8-27-314	GASKET, Vacuum Chamber Plug . . . . .	1383 641	1383 641	*1383 641	1383 641	1383 641
8-27-319	RING, Vacuum Chamber Lock . . . . .	643 901	643 901	643 901	643 901	643 901
8-27-327	WASHER, Vacuum Arm Pin Plain . . . . .	1473 066	1473 066	1473 066	1473 066	1473 066

FOR MODEL APPLICATION SEE CODE 8-27-1

CODE	REMARKS	DISTRIBUTOR ASSEMBLIES				
		1842 602 IBP-4003E	1841 514 IBP-4002F	1841 515 IBS-4007H	1838 822 IBS-4007	1841 498 IBS-4008
8-27-4	GASKET, Oil Retainer . . . . .	*1326 836	----	----	----	----
8-27-26	CLAMP . . . . .	*1326 835	----	----	----	----
8-27-71	CAP . . . . .	*1658 534	1658 534	1658 534	1658 534	1658 534
8-27-76	SPRING, Cap Locating Clamp, w/HINGE . . . . .	*1383 948	1383 948	1383 948	1383 948	1383 948
8-27-82	SPRING, Cap Contact Plunger . . . . .	*1308 183	1308 183	1308 183	1308 183	1308 183
8-27-83	PLUNGER, Cap Contact . . . . .	*1195 772	1195 772	1195 772	1195 772	1195 772
8-27-93	WICK, Base Felt . . . . .	*1479 105	1479 105	1479 105	1479 105	----
8-27-94	RETAINER, Base Felt Wick . . . . .	----	1440 360	1440 360	1440 360	----
8-27-96	BASE or HOUSING . . . . .	*1843 481	1843 481	1843 487	1818 666	1843 439
8-27-100	OILER, Base . . . . .	* 953 717	953 717	953 717	953 717	* 1879 391
8-27-132	BEARING, Base, Upper . . . . . Lower . . . . .	*1440 349 * 643 906	1440 349 643 906	1440 349 643 906	1440 349 643 906	---- 643 906
8-27-138	PLATE, Breaker . . . . . Breaker, Assembly . . . . .	*1818 567 *1843 482	1818 567 1843 482	1752 629 1843 488	1752 629 1843 488	1752 629 1752 628
8-27-158	CONTACT SET . . . . .	*1818 568	1818 568	1658 541	1658 541	1658 541
8-27-167	SCREW, Contact Arm Spring Clamp . . . . .	*1343 594	1343 594	1473 688	1473 688	1473 688
8-27-175	WASHER, Contact Lead . . . . .	*1343 593	1343 593	----	----	----
8-27-190	CONDENSER . . . . .	*1818 757	1818 757	1818 757	1818 757	1818 757
8-27-205	LEAD, Primary . . . . . Breaker Arm . . . . . Ground . . . . .	*1818 566 ---- ----	1818 566 ---- ----	1383 958 1383 959 1527 974	1383 958 1383 959 1527 974	1383 958 1383 959 1527 974
8-27-214	WASHER, Terminal Stud Insulating . . . . .	----	----	1383 955	1383 955	1383 955
8-27-216	STUD, Primary Terminal . . . . .	----	----	1527 971	1527 971	1527 971
8-27-226	INSULATION, Terminal Stud . . . . .	----	----	1383 954	1383 954	1383 954
8-27-232	BUSHING, Terminal Insulating . . . . .	----	----	1383 953	1383 953	1383 953
8-27-250	SHAFT, Drive . . . . .	*1818 574	1818 563	1818 665	1818 665	1879 390
8-27-257	WASHER, Thrust, Upper - Inner . . . . . Upper - Outer . . . . .	*1195 769 *1195 770	1195 769 1195 770	1195 769 1195 770	1195 769 1195 770	---- ----
8-27-258	WASHER, Drive Shaft Thrust, Lower . . . . .	* 643 892	643 892	643 892	643 892	643 892
8-27-259	SPACER, Cam . . . . .	* 859 903	859 903	859 903	859 903	* 859 903
8-27-265	COLLAR, Drive Shaft . . . . .	* 643 904	643 904	643 904	643 904	643 904
8-27-266	RIVET or PIN, Shaft Collar . . . . .	*1689 763	1689 763	1689 763	1689 763	1689 763

★ Indicates use as required. Numerals in parentheses ( ) refer to notes. Printed in U.S.A.  
 ☐ Indicates parts not listed in any previous parts book. Prices and specifications subject to change without notice.  
 Jan. 30, 1958 Supersedes Oct. 10, 1957. Page 8-40 \* Indicates change or addition.

FOR MODEL APPLICATION SEE CODE 8-27-1

CODE	REMARKS	DISTRIBUTOR ASSEMBLIES				
		E1842 602 IBP-4003E	1841 514 IBP-4002F	1841 515 IBS-4007H	1838 822 IBS-4007	1841 498 IBS-4008
8-27-277	WEIGHT, Governor . . . . .	*1271 768	1271 768	1271 768	1271 768	*1271 768
8-27-279	SPRING SET, Governor Weight . . .	E1879 308	1879 285	1879 292	1879 290	----
8-27-287	SPRING, Anti-Rattle . . . . .	* 863 095	863 095	863 095	863 095	* 863 095
8-27-292	CAM, w/Stop PLATE, Assembly . . .	E1818 655	1818 643	1752 627	1879 289	*1879 289
8-27-296	WICK, Cam Sleeve Felt . . . . .	* 643 899	643 899	643 899	643 899	643 899
8-27-298	SNAP RING, Cam Retaining . . . . .	* 643 893	643 893	643 893	643 893	* 643 893
8-27-300	ROTOR . . . . .	*1658 535	1658 535	1658 535	1658 535	1658 535
8-27-309	CHAMBER, Vacuum . . . . .	*1879 283	1879 283	1689 773	1689 773	*1689 773
8-27-310	SPRING, Vacuum Chamber . . . . .	----	1879 286	1879 291	1879 291	*1879 291
8-27-312	WASHER, Vacuum Chamber, .010" thk.	* 691 708	691 708	691 708	691 708	* 691 708
	.032" thk. . . . .	* 691 709	691 709	691 709	691 709	* 691 709
	.065" thk. . . . .	* 691 710	691 710	691 710	691 710	* 691 710
8-27-313	PLUG, Vacuum Chamber . . . . .	*1345 705	1345 705	1345 705	1345 705	*1345 705
8-27-314	GASKET, Vacuum Chamber Plug . . .	*1383 641	1383 641	1383 641	1383 641	*1383 641
8-27-319	RING, Vacuum Chamber Lock . . . . .	* 643 901	643 901	643 901	643 901	643 901
8-27-327	WASHER, Vacuum Arm Pin Plain . .	*1473 066	1473 066	1473 066	1473 066	1473 066

CODE	PART NAME AND DESCRIPTION	NO. OF CYL.	PLYMOUTH	DODGE	DESOTO	CHRYSLER AND IMPERIAL	PER CAR	PART NUMBER
<b>8-27-0 IGNITION DISTRIBUTOR - Cont'd</b>								
8-27-320	TUBE, Carburetor to Distributor Vacuum Control, P26, P28, P30, D62, D72, C70, C72, C73 . . . . .	6-8	55-57	57	-	56	1	861 550
	w/Power Package on Std. or Overdrive Trans. P28 . . . . .	6	56	-	-	-	1	861 552
	w/Governor . . . . .	6	57	-	-	-	1	861 540
	P31 Fury . . . . .	8	57	-	-	-	1	861 830
	P31, w/Power Pack . . . . .	8	57	-	-	-	1	861 551
		8	55	-	-	-	1	861 545
	C71 . . . . .	8	-	-	-	56	1	861 549
	P31, D56, C71, C75 . . . . .	6-8	56-57	55	-	56	1	861 549
	w/Power Package, S27, C75-1 . . . . .	8	-	57	57	57	1	861 549
	S26 Adventurer . . . . .	8	-	-	57	-	1	861 543
	D63-1 w/Power Package, D63-500, D66, D67, D70, D71, D500, D67-2 . . . . .	8	-	56-57	-	-	1	861 549
		8	-	55	-	-	1	861 544
	S23 . . . . .	8	-	-	55-56	-	1	861 548
	S24, S25, S26, C76-300, C76 w/Power Package . . . . .	8	-	-	56-57	57	1	861 547
	D66, D67-1, D70, D71, S27 . . . . .	8	-	57	57	-	1	861 546
	D63 . . . . .	8	-	56	-	55	1	861 554
	C68-300 . . . . .	8	-	-	-	55	1	861 545
	C71 w/Power Package, C75-2, C76, IM . . . . .	8	-	-	-	56-57	1	861 550
	To Manifold . . . . .	6	58	-	-	-	1	861 551
	To Governor . . . . .	6	58	-	-	-	1	861 540
	Governor to Distributor . . . . .	6	58	-	-	-	1	861 549
	To Distributor, w/1826 099, 1826 100 Carburetors . . . . .	8	58	-	-	-	1	* 861 550
	w/1826 073 Carburetors . . . . .	8	58	-	-	-	1	861 548
	Taxi, w/Economy Carburetor . . . . .	6	-	58	-	-	1	861 552
	LD2-M, LC1 . . . . .	8	-	58	-	58	1	861 549
		8	-	58	-	-	1	861 546
	LC3-300 . . . . .	8	-	-	-	58	1	861 547

★ Indicates use as required. Numerals in parentheses ( ) refer to notes. Printed in U.S.A.  
 ☐ Indicates parts not listed in any previous parts book. Prices and specifications subject to change without notice.  
 \* Indicates change or addition. Jan. 30, 1958 Supersedes Oct. 10, 1957.

**8-28-0 GENERATOR**

NOTE: For Component Parts of Generators see Part Type Code 8-29-0. Where Component Parts of a listed Generator are not shown please order by description.

CODE	EQUIPMENT				Pulley	Pulley	Generator	Generator
MODELS	With Power Steering	With Air Conditioning	Amps.		Stamped	Number	Stamped	Number
P26, D56, D55-3, S22	No	No	45	S	PU-1017	1345 974	GGW 6001-J	1257 392
P27, D55 C70, 12 volt	No	No	45	S	PU-1071	1523 274	GGW 6012-B	1540 596
	Yes	No	25	D	PU-61	1479 853	GMT 6003-A	1604 869
S21, S22, C67, C68	No	No	45	S	PU-1004	1345 973	GGW 6001-K	1257 392
P26, P27, C67, C68	Yes	No	45	S	PU-54	1479 182	GGW 6016-D	1604 825
C69	Yes		50	D	PU-61	1479 853	GGU 6013-B	1604 834
P26, D56	No	No	50	S	SP-1977	1319 443	GGU 6005-A	1479 730
P26, D56	No	No	55	S	EX-92016	1370 320	GGJ 6001-J	1136 931
P26, D56, D55-3, S21, S22	No	No	55	S	SP-974	1319 434	GGJ 6001-F	1136 931
P27, D55-1, D55-2	No	No	55	S	EX-92016	1370 320	GGJ 6005-D	1540 429
C67, C68 P26, D55, D56, S21, S22	No	No	55	S	SP-975	1320 116	GGJ 6001-G	1136 931
S21, S22	Yes	No	45	S	PU-1115	1594 597	GGW 6016A	1604 825
S21, S22	Yes	No	55	S	SP-974	1319 434	GGJ 6008-B	1604 843
S21, S22	No	Yes	55	D	PU-68	1495 186	GGJ 6001-K	1136 931
C67, C68, C69	Yes	No	55	D	PU-67	1495 318	GGJ 6008-A	1604 843
S21, S22	No	Yes	55	D	PU-68	1495 186	GGJ 6001-K	1136 931
C67, C68	No	Yes	55	D	PU-67	1495 318	GGJ 6001-L	1136 931
C67, C68	No	Yes	45	D	PU-54	1479 182	GGW 6017-B	1605 400
P27, D55, S21, S22	Yes	Yes	45	D	PU-45	1479 176	GGW 6016-C	1604 825
C67, C68	Yes	Yes	45	D	PU-54	1479 182	GGW 6016-D	1604 825
P27, D55, S21, S22	No	Yes	45	D	PU-45	1479 176	GGW 6017-A	1605 400
P28, D62, S23, S24	No	No	30	S	PU-1017	1345 974	GJC 7002-A	*1770 755
P29, D63	No	No	30	S	PU-1071	1523 274	GJC 7001-A	1642 000
P29, D63	No	No	30	S	PU-1017	1345 974	GJC 7001-C	1642 000
P29 Fury	No	No	30	D	PU-45	1479 176	GJC 7006-B	1642 009
C71, C72	No	No	30	S	PU-1004	1345 973	GJC 7002-B	*1770 755
P28, D62	Yes	No	30	S	PU-115	1594 597	GJC 7003-B	1642 005
P29, D63								
C71, C72, S23, S24	Yes	No	30	D	PU-45	1479 176	GJC 7003-C	1642 005
	Yes	No	30	S	PU-1183	1689 304	GJC 7003-G	1642 005
P29, D63, C71, C72, C73, Dual								
Ball Brg. D63, S23, S24, C71, C72, C73	Yes	Yes	30	D	PU-60	1479 852	GHM 6003-B	1704 272
	Yes	Yes	30	D	PU-45	1479 176	GJC 7003-C	1642 005

LETTERS "S" and "D" in Pulley Margins Represent Single Groove and Double Groove.

\* Indicates use as required.

Numerals in parentheses ( ) refer to notes.

Printed in U.S.A.

⊠ Indicates parts not listed in any previous parts book.  
Nov. 10, 1958 Supersedes Oct. 10, 1957.

Prices and specifications subject to change without notice.

CODE	EQUIPMENT								
MODEL	With Power Steering	With Air Conditioning	Amps.		Pulley Stamped	Pulley Number	Generator Stamped	Generator Number	
8-28-3									
P29, D63, S23, S24, C71, C72	No	Yes	30	D	PU-45	1479 176	GJC 7006-B	1642 009	
D63-D500			30	D	PU-45	1479 176	GJC 7006-B	1642 009	
P28, P29, D62, Dual Ball Brg.			30	S	PU-137	1704 270	GHM 6004-A	1704 265	
Dual Ball Brg., P29			30	S	PU-137	1704 270	GHM 6007-A	1704 267	
P29, C71, C72	No	No	40	S	EX-92016	1370 320	GGA 6003-A	1658 861	
P29	No	No	40	S	SP-974	1319 434	GGA 6003-D	1658 861	
S23, S24	Yes	No	40	S	SP-974	1319 434	GGA 6002-A	1658 865	
C71, C72	Yes		40	D	PU-67	1495 318	IBJ 4303-A	1658 865	
P29, D63, S23, S24	No	Yes	40	D	PU-68	1495 186	GGA 6001-N	1663 097	
C71, C72	No	Yes	40	D	PU-67	1495 318	GGA 6001-P	1663 097	
C70	Yes	No	40	D	PU-67	1495 318	IBJ 4303-A	1658 865	
D63, S23, S24, C70	Yes	Yes	40	D	PU-68	1495 186	GGA 6002-C	1658 865	
C71 w/Power Package			40	S	SP-975	1320 116	GGA 6001-N	1663 097	
Dual Ball Brg., P29, D63, C71, C72	No	Yes	30	D	PU-1216	1841 519	GHM 6004-C	1704 265	
Dual Ball Brg., P28	No	No	30	S	PU-115	1594 597	GJC 7006-C	1642 009	
Dual Ball Brg., Low Cut-In, Left Mount, 5" Frame, D63			30	D	PU-194	1704 263	GHM 6004-B	1704 265	
Low Cut-In, Left Mount, P28, D62	Yes		30	S	PU-95	1540 846	GHM 6003-C	1704 272	
P30, P31, D66, D67, D70, D71, D72		No	30	S	PU-1196	1770 746	GJC 7001-D	1642 000	
S25, S26, P30, P31, S27, C75		No	30	S	PU-1196	*1770 746	GJC 7002-H	*1770 755	
P30, D72 and All Taxi	Yes	No	30	S	PU-1115	1594 597	GJC 7003-B	1642 005	
Low Cut-In, P30, w/Power Strg.	Yes	No	30	S	PU-95	*1540 846	GHM 6003-C	*1704 272	

LETTERS "S" and "D" in Pulley Margins Represent Single Groove and Double Groove,

★ Indicates use as required.

☐ Indicates parts not listed in any previous parts book.

\* Indicates change or addition.

Numerals in parentheses ( ) refer to notes.

Page 8-43

Printed in U.S.A.

Prices and specifications subject to change without notice.

Jan. 30, 1958 Supersedes Oct. 10, 1957.

CODE	EQUIPMENT							
MODEL	With Power Steering	With Air Conditioning	Amps.	Pulley Stamped	Pulley Number	Generator Stamped	Generator Number	
8-28-3 Low Cut-In, Dual Ball Brg., P30, P31, D66, D67, D70, D71, D72, S27			30	S	PU-137	1704 270	GHM 6004-A	1704 265
Low Cut-In, Dual Ball Brg., Left Mount, P31, D66, D67, D70, D71, S25, S26, S27, C75, C76, IM	Yes		30	D	PU-1216	1841 519	GHM 6004-C	1704 265
Low Cut-In, Dual Ball Brg., Right Mount, P31, D66, D67, D70, D71			30	S	PU-1227	1770 746	GHM 6007-A	1704 267
Low Cut-In, Left Mount, C75, C76, IM	No		30	S	PU-137	1704 270	GHM 6001-E	1753 624
Headlamps S26 Adventurer	Yes		40	D	PU-68	1495 186	GGA 6001-A	1663 097
w/4 Headlamps and Gas Heater C76-300			30	S	PU-137	*1704 270	GHM 6010-A	*1770 747
(see note 1)					PU-1041	*1473 213	GHM 6010-A	*1770 747
(see note 2)								
Dual Ball Brg., S25, S26			30	D	PU-45	1479 176	GJC 7006-B	1642 009
Dual Ball Brg., Low Cut-In, S26 Adventurer, C76-300			30	D	PU-1216	1841 519	GHM 6011-A	1779 960
w/Gas Heater, S26 Adventurer			30	S	PU-137	1704 270	GHM 6010-A	1770 747
Low Cut-In, S25, S26, C75			30	S	PU-137	*1704 270	GHM 6001-E	1753 624

LETTERS "S" and "D" in Pulley Margins Represent Single Groove and Double Groove.

NOTE 1: Pulley used UP TO Engine No. 3NE57-2551

NOTE 2: Pulley used AFTER Engine No. 3NE57-2551

★ Indicates use as required.

Numerals in parentheses ( ) refer to notes.

Printed in U.S.A.

☐ Indicates parts not listed in any previous parts book.

Prices and specifications subject to change without notice.

Jan. 30, 1958 Supersedes Oct. 10, 1957.

Page 8-44

\* Indicates change or addition.

CODE	EQUIPMENT							
MODEL	With Power Steering	With Air Conditioning	Amps.		Pulley Stamped	Pulley Number	Generator Stamped	Generator Number
P31, D66, D67, D70, D71, S25, S26, S27, C75, C76, IM	Yes		40	D	PU-68	1495 186		1663 097
IM			40	S	PU-226	1753 669	GGA 6001-AC	1663 097
S26 Adventurer, C76-300			40	S	PU-226	1753 669	GGA 6007-A	1770 739
Bosch, 50 Amp., P30, P31, D66, D67, D70, D71, D72			50	S		1770 602		1704 294
P31, C76 4 Headlamp Type, S25, S26	No		40	S	SP-975	1320 116	GGA 6007-C	1770 739
4 Headlamp Type, w/Gas Heater, S25, S26	Yes		30	D	PU-1216	1841 519		1704 265
4 1/2" Frame, LP1, LP2, LD1, LD2, LD3, LS1, LS2, LS3, LC1, LC2, LC3, UP TO			30	S	PU-1227	*1770 746	GJC 7012-A (1)	*1770 755
Dual Ball Bearing, Rt. Mount, LD3			30	S	PU-137	1704 270	GHM 6007-A	1704 267
5" Frame, Low Cut-In, LP1, LP2, LD1, LD2			30	S	PU-137	1704 270	GHM 6004-A	1704 265
5" Frame, Low Cut-In, Rt. Mount, LS1			30	S	PU-137	1704 270	GHM 6007-A	1704 267
4 1/2" Frame, LC3-300			30	S	PU-1017	1345 974	GJC 7013-S1	1779 945
Lt. Mount, LY1			30	S	PU-137	1704 270	GHM 6001-E	1753 624
Low Cut-In, LC3-300			30	S	SP-976	1320 117		1770 747
5" Frame, Dual Ball Bearing, LP2, LS1, LS2, LS3, LC1, LC2, LC3	Yes		30	D	PU-1216	1841 519	GHM 6004-C	1704 265
4 1/2" Frame, LC1, LC2, LC3, AFTER			30	S		B1842 521		(1) B1842 771

LETTERS "S" and "D" in Pulley Margins Represent Single Groove and Double Groove.

NOTE 1: Engine No. LD1-6485, LD2-56392, LD3-28276, LS1-15644, LC1-22765, LC2-14221, LC3-15865.

★ Indicates use as required.

Numerals in parentheses ( ) refer to notes.

Printed in U.S.A.

☐ Indicates parts not listed in any previous parts book.

Prices and specifications subject to change without notice.

\* Indicates change or addition.

Page 8-45

Nov. 10, 1958 Supersedes Oct. 10, 1957.

CODE	EQUIPMENT							
MODEL	With Power Steering	With Air Conditioning	Amps.		Pulley Stamped	Pulley Number	Generator Stamped	Generator Number
Dual Ball Bearing, LP2, LS1, LS2, LS3	Yes		30	D	PU-45	1479 176	GJC 7006-B	1642 009
Dual Ball Bearing, LC3-300	Yes		30	D	PU-195	1841 519	GHM 6011-A	1779 960
5 1/2" Frame, LP2, LD2, LC1, LC2, LC3, LY1	Yes		40	D	PU-68	1495 186	GGA 6001-N	1663 097
Dual Ball Bearing, 5 1/2" Frame, LC3-300	Yes		40	D	PU-68	*1495 186	GGA 6007-A	*1770 739
5 1/2" Frame, Police, LP1, LP2, LD1, LD2, LD3, LS1, LS2, LS3, LC1, LC2, LC3, LY1			40	S	PU-226	1753 669	GGA 6001-AC	1663 097
Dual Ball Bearing, Rt. Mount, LP2, LD2, LD3, LS1, LS2, LS3	Yes		40	D	PU-68	*1495 186		*1658 861
5" Frame, Bosch, LP1, LP2, LD1, LD2, LD3			50	S		1770 602		1704 294
4 1/2" Dia. Frame, LS3-300			30		SP-1977	*1319 433	GJC-7013-B	*1779 945
Dual Ball Bearing, Rt. Mount, LP2, LD2, LD3, LS1, LS2, LS3	Yes		30	D	PU-195	*1841 519		*1704 267
w/Gas Heater, 30 ampere, Low Cut-In, LC3-300			30	S	PU-1007	*1370 314		*1770 747
5" Frame, Rt. Mount, LS2, LS3			30	S	PU-137	*1704 270		⊠1842 598
LC3-300	No		40	S	PU-226	*1753 669		*1770 739

Letters "S" and "D" in Pulley Margins Represent Single Groove and Double Groove.

\* Indicates use as required.

Numerals in parentheses ( ) refer to notes.

Printed in U.S.A.

⊠ Indicates parts not listed in any previous parts book.  
Jan. 30, 1958 Supersedes Oct. 10, 1957.

Page 8-46

Prices and specifications subject to change without notice.  
\* Indicates change or addition.



CODE	PART NAME AND DESCRIPTION	NO. OF CYL.	PLYMOUTH	DODGE	DESOTO	CHRYSLER AND IMPERIAL	PER CAR	PART NUMBER
8-28-14	SPACER, Generator Adjusting Strap, w/Power Strg. and 4 1/2" Frame Generator . . . . .	6	58	58	-	-	1	1852 136
8-28-15	STRAP, Generator Adjusting, w/o Power Strg. . . . .	6	55-56	55-56	-	-	1	1270 658
	30 ampere generator, Heavy Duty Ball Brg., w/Power Strg., also used with P28 . . . . .	6-8	55-56	55-56	-	-	1	1630 481
	50-55 ampere generator, w/o Power Strg., w/o Air Conditioning, P27, D55-1, D55-2 . . . . .	8	55	55	-	-	1	1613 068
	w/o Power Strg., D63 . . . . .	8	55-56 (2)	55-56	-	-	1	1634 339
	w/Power Strg. . . . .	8	55	55	-	-	1	1615 891
	w/Power Strg. also P29 Fury . . . . .	8	56 (1)	-	-	-	1	1672 574
	30 ampere generator, w/Power Strg., D63-2, D63-3 . . . . .	8	-	56	-	-	1	1672 684
	w/o Power Strg. . . . .	8	56-57 (1)	-	-	-	1	1670 566
	40 ampere generator, w/o Power Strg., w/o Air Conditioning, Right Mount . . . . .	8	56	-	-	-	1	1730 602
	w/Power Strg., P29, D63-1 . . . . .	8	56 (2)	56	-	-	1	1672 670
	40 ampere generator, w/Power Strg., w/o Air Conditioning, P29, D63-1 . . . . .	8	56 (2)	56	-	-	1	1730 588
	w/40 ampere generator, w/Air Conditioning . . . . .	8	56	-	-	-	1	1674 717
	30 ampere generator, w/Air Conditioning . . . . .	8	56	-	-	-	1	1670 249
	40 or 50 ampere generator, w/or w/o Power Strg., w/o Air Conditioning. . . . .	8	56	-	-	-	1	1730 622
	w/50 Ampere, 5" Frame, Bosch Generator . . . . .	6	57	57	-	-	1	1827 508
	w/Alternator . . . . .	6	57	-	-	-	1	1827 508
	40 ampere generator, w/Power Strg., w/or w/o Air Conditioning, D63-2, D63-3 . . . . .	8	-	56	-	-	1	1730 575
	D63-2, D63-3, w/Air Conditioning, D63-D500 . . . . .	8	-	56	-	-	1	1615 891
	w/Power Strg. . . . .	8	-	-	55	-	1	1409 438
	30 ampere generator, w/o Power Strg. . . . .	8	-	-	55-56	-	1	1615 498
	30 ampere generator, w/Air Conditioning . . . . .	8	-	-	56	-	1	*1409 438
	40 ampere generator, w/Air Conditioning, also used on S24 Adventurer . . . . .	8	-	-	56	-	1	*1615 498
	30 ampere generator, S24 Adventurer . . . . .	8	-	-	56	-	1	1733 978
	55 ampere generator, w/Air Conditioning, C67, C68, C69 . . . . .	8	-	-	-	55	1	1632 415
		8	-	-	-	55-56 (3)	1	1615 499
		8	-	-	-	55-56 (4)	1	1552 405
	w/Air Conditioning. . . . .	8	-	-	-	55	1	1613 142
	w/55 ampere Generator, C67, C68, C69 . . . . .	8	-	-	-	55	1	1615 499
	30 ampere Generator, w/Air Conditioning, C71, C72, C73 . . . . .	8	-	-	-	56	1	1730 538
	40 Amp., w/Air Conditioning. . . . .	8	-	-	-	56	1	1676 335
	40 ampere Generator, w/or w/o Power Strg., C71, C72, C73 . . . . .	8	-	-	-	56	1	1615 499
	w/50 ampere Alternator, w/o Air Conditioning . . . . .	8	56	-	-	-	1	1672 574
	30 ampere Generator . . . . .	6	57	57	-	-	1	1674 707
	30 ampere, w/Power Strg. . . . .	6	57	57	-	-	1	1821 996
	40 ampere Generator . . . . .	6	57	-	-	-	1	1821 625
	30 ampere 5" dia. Generator . . . . .	8	57	-	-	-	1	1821 339
	30 ampere, 5" Frame Generator, w/Air Conditioning . . . . .	8	57	-	-	-	1	1735 852
	w/5 1/2" Generator Frame . . . . .	8	57	-	-	-	1	1821 338
	w/50 ampere, 5" Frame Bosch Generator . . . . .	8	57	-	-	-	1	1827 794
	w/50 ampere Alternator, w/or w/o Power Strg. . . . .	8	57	-	-	-	1	1827 328

NOTE 1: P29 FROM Eng. No. P29-1001 thru P29-40000 and FROM 80001 thru 250000 and AFTER 274101.

NOTE 2: P29 FROM Eng. 41001 thru 80000 and FROM 250001 to 274009.

NOTE 3: C67 UP TO Engine No. WE-55-4312, C68 UP TO Engine No. NE-55-2862, C69, C70, w/Power Strg., w/o Air Conditioning.

NOTE 4: C67 AFTER Engine No. WE-55-4312, C68 AFTER Engine No. NE-55-2862, w/o Air Conditioning, C71, C72, C73, w/Power Steering.

★ Indicates use as required.

Numerals in parentheses ( ) refer to notes.

Printed in U.S.A.

☐ Indicates parts not listed in any previous parts book.

Prices and specifications subject to change without notice.

Nov. 10, 1958 Supersedes Oct. 10, 1957.

Page 8-47

\* Indicates change or addition.

# 1955-58 PASSENGER CAR PARTS LIST

ELECTRICAL

CODE	PART NAME AND DESCRIPTION	NO. OF CYL.	PLYMOUTH	DODGE	DESOTO	CHRYSLER AND IMPERIAL	PER CAR	PART NUMBER
	w/30 ampere Generator, 5" Frame, w/Air Conditioning, D66, D67. . . . .	8	-	57	-	-	1	1735 812
	w/40 ampere Generator, 5 1/2" Frame, w/Air Conditioning, D66, D67, S27. . . . .	8	-	57	57	-	1	1735 813
	w/o Power Strg, w/o Air Conditioning, S27 .	8	-	57	57	-	1	1737 847
	w/40 ampere Generator, w/o Air Conditioning, S27. . . . .	8	-	57	57	-	1	1735 813
	D500 . . . . .	8	-	57	-	-	1	1735 812
	S26 Adventurer. . . . .	8	-	-	57	-	1	1825 927
	w/or w/o Air Conditioning, 5" Frame. . . . .	8	-	-	57	-	1	1735 812
	w/30 ampere Generator, w/o Power Strg., w/o Air Conditioning, S25, S26 . . . . .	8	-	-	57	-	1	1733 797
	w/40 ampere Generator, 5 1/2" Frame, w/o Power Strg., w/o Air Conditioning, S25, S26 .	8	-	-	57	-	1	1731 697
	w/30 ampere Generator, C75. . . . .	8	-	-	-	57	1	1733 439
	w/30 ampere Generator, C76, IM. . . . .	8	-	-	-	57	1	1733 437
	w/40 ampere Generator, w/Power Strg., w/o Air Conditioning, C75, C76, IM . . . . .	8	-	-	-	57	1	1733 459
	w/30 ampere Generator, C76-300 . . . . .	8	-	-	-	57	1	1821 186
	5" Frame, Bosch, w/o Air Conditioning, S27 .	8	-	57	57	-	1	1735 813
	w/Air Conditioning, S26 Adventurer . . . . .	8	-	-	57	-	1	1733 797
	w/o Power Strg. . . . .	6	58	58	-	-	1	1674 707
	w/Power Strg. . . . .	6	58	58	-	-	1	1851 466
	w/40 ampere 5 1/2" Frame Generator, w/o Power Strg., w/o Air Conditioning. . . . .	6	58	58	-	-	1	1821 625
	5" Frame, Bosch, w/o Power Strg., w/o Air Conditioning . . . . .	6	58	58	-	-	1	1827 508
	5" Frame, Bosch, w/Power Strg. . . . .	6	58	58	-	-	1	1851 999
	5" Frame, Low Cut-In, w/Power Strg. . . . .	6	58	58	-	-	1	1851 999
	5 1/2" Frame, 40 ampere, w/Power Strg., w/o Air Conditioning . . . . .	6	58	58	-	-	1	1852 000
	4 1/2" Frame, Rt. Mount, w/Power Strg. . . .	6	58	58	-	-	1	1851 466
	w/o Power Strg. . . . .	8	58	-	-	-	1	1670 566
	w/Air Conditioning, 30 Amp., 4 1/2" Frame Generator, Fury . . . . .	8	58	-	-	-	1	*1854 994
	w/Air Conditioning, 5 1/2" Frame Generator, Fury . . . . .	8	58	-	-	-	1	*1855 019
	5" Frame, Low Cut-In, 30 ampere, w/or w/o Power Strg., w/or w/o Air Conditioning	8	58	-	-	-	1	1821 339
	5 1/2" Frame, 40 ampere, w/or w/o Power Strg., w/or w/o Air Conditioning. . . . .	8	58	-	-	-	1	1821 338
	5" Frame, 50 ampere, w/or w/o Power Strg., w/o Air Conditioning. . . . .	8	58	-	-	-	1	1827 794
	30 ampere, w/Air Conditioning. . . . .	8	58	-	-	-	1	1821 339
	4 1/2" Frame, 30 ampere, w/o Air Conditioning . . . . .	8	-	58	-	-	1	*1737 847
	5" Frame, 30 ampere, w/o Power Strg., w/or w/o Air Conditioning, LD2 . . . . .	8	-	58	-	-	1	1735 812
	5" Frame, 50 ampere, w/or w/o Power Strg., w/or w/o Air Conditioning, LD2 . . . .	8	-	58	-	-	1	1735 813
	5 1/2" Frame, 40 ampere, w/or w/o Power Strg., w/or w/o Air Conditioning, LD2 . . . .	8	-	58	-	-	1	1735 813
	4 1/2" Frame, 30 ampere, LD3 . . . . .	8	-	58	58	-	1	*1826 066
	5" Frame, 30 ampere, w/Air Conditioning, LD3 . . . . .	8	-	58	58	-	1	1828 146
	w/Air Conditioning, LD2-D500 . . . . .	8	-	58	-	-	1	*1828 146
	4 1/2" Frame, 30 ampere, LC1 . . . . .	8	-	-	-	58	1	*1733 439
	w/Air Conditioning, LC2, LC3 . . . . .	8	-	-	-	58	1	*1733 437
	5 1/2" Frame, 30 ampere and 40 ampere, w/Air Conditioning. . . . .	8	-	-	-	58	1	1851 396
	5 1/2" Frame, w/o Power Strg., w/o Air Conditioning, LC1 . . . . .	8	-	-	-	58	1	*1733 459
	5 1/2" Frame, w/o Power Strg., w/o Air Conditioning, LC2, LC3, LY1 . . . . .	8	-	-	-	58	1	1855 734
	w/Air Conditioning, LC3-300 . . . . .	8	-	-	-	58	1	*1821 186

★ Indicates use as required.

Numerals in parentheses ( ) refer to notes.

Printed in U.S.A.

⊠ Indicates parts not listed in any previous parts book.

Prices and specifications subject to change without notice.

Nov. 10, 1958 Supersedes Oct. 10, 1957.

Page 8-48

\* Indicates change or addition.

CODE	PART NAME AND DESCRIPTION	NO. OF CYL.	PLYMOUTH	DODGE	DESOTO	CHRYSLER AND IMPERIAL	PER CAR	PART NUMBER
	5" Frame, 30 ampere, w/o Air Conditioning, w/o Power Strg., LC1 . . . . .	8	-	-	-	58	1	*1733 437
8-28-19	SCREW, Adjusting Strap, w/WASHER . . . . .	6-8	55-58	55-58	55-58	55-58	1	1343 212
	w/Power Strg., also P29 Fury . . . . .	8	56	-	-	-	1	1672 630
8-28-36	BRACKET, Generator, w/o Power Strg. . . . .	6	55-56	55-56	-	-	1	667 751
	w/Power Strg., also used w/P28 - 30 ampere Generator Heavy Duty Ball Brg. . . . .	6-8	55-56	55-56	-	-	1	1550 880
	50 ampere, Heavy Duty . . . . .	6	55	55	-	-	1	859 228
	55 ampere . . . . .	6	55	55	-	-	1	1313 254
	50 ampere Generator, w/o Power Strg., w/o Air Conditioning, P27, D55-1, D55-2 . . . . .	8	55	55	-	-	1	1632 160
	55 ampere Generator, w/o Power Strg., w/o Air Conditioning, P27, D55-1, D55-2 . . . . .	8	55	55	-	-	1	1632 161
	w/o Power Strg., D62, D63, D55-1, D55-2 . . . . .	6-8	55-56 (4)	55-56	-	-	1	1615 271
	w/40 or 50 ampere generator . . . . .	6	56	56	-	-	1	1313 254
	40 ampere Generator, w/o Power Strg. or Air Conditioning, Right Mount . . . . .	8	56	-	-	-	1	1313 254
	45 ampere, w/Air Conditioning, D55-1, D55-2, w/Power Strg., D55-3 w/or w/o Power Strg., D55, All . . . . .	8	55	55	-	-	1	1615 892
	30 ampere Generator, w/Power Strg. . . . .	8	56 (4)	56	-	-	1	1672 671
	50 ampere, P27 w/Power Strg., D55 w/or w/o Power Strg. . . . .	8	55	55	-	-	1	1615 893
	55 ampere, P27 w/Power Strg., D55 w/or w/o Power Strg. . . . .	8	55	55	-	-	1	1615 894
	w/o Power Strg. . . . .	8	56 (2)	-	-	-	1	1671 107
	30 ampere Generator, w/Power Strg. . . . .	8	56 (2)	-	-	-	1	1672 575
	40 ampere Generator, w/Air Conditioning . . . . .	8	56	-	-	-	1	1674 736
	40 ampere Generator, P29 w/o Air Conditioning, D63-2, D63-3 w/Air Conditioning . . . . .	8	56 (3)	56	-	-	1	1730 572
	30 ampere Generator, w/Air Conditioning . . . . .	8	56	-	-	-	1	1670 465
	P29 Fury . . . . .	8	56	-	-	-	1	1672 575
	40 ampere Generator, w/Power Steering . . . . .	8	56	56	-	-	1	1730 572
	D63-D500 . . . . .	8	-	56	-	-	1	1672 671
	50 ampere Generator . . . . .	8	-	-	55	-	1	1537 733
	55 ampere Generator . . . . .	8	-	-	55	-	1	1554 491
	S21, S22, w/o Air Conditioning, S23, S24, w/or w/o Power Strg. . . . .	8	-	-	55-56	-	1	1537 728
	w/Air Conditioning . . . . .	8	-	-	55	-	1	1618 877
	40 ampere Generator, w/or w/o Power Strg. . . . .	8	-	-	56	-	1	1554 491
	30 ampere Generator, w/Air Conditioning . . . . .	8	-	-	56	-	1	1671 059
	40 ampere Generator, w/Air Conditioning . . . . .	8	-	-	56	-	1	1730 534
	45 ampere, w/o Air Conditioning, C67, C68 . . . . .	8	-	-	-	55	1	1616 150
	C71, C72, w/or w/o Power Strg. . . . .	8	-	-	-	56	1	1616 150
	45 ampere, w/Air Conditioning . . . . .	8	-	-	-	55	1	1616 154
	50 ampere, w/o Air Conditioning . . . . .	8	-	-	-	55	1	1616 153
	w/o Air Conditioning, C70 . . . . .	8	-	-	-	56	1	1616 153
	55 ampere, w/o Air Conditioning, C67, C68, C69 . . . . .	8	-	-	-	55	1	1616 156
	55 ampere, w/Air Conditioning, C67, C68 C69 . . . . .	8	-	-	-	55	1	1616 157
	w/Air Conditioning, C71, C72, UP TO . . . . .	8	-	-	-	56 (1)	1	1670 545
	w/Air Conditioning, C71, C72, C73, AFTER . . . . .	8	-	-	-	56 (1)	1	1733 943
	w/or w/o Power Strg., w/40 amp. generator . . . . .	8	-	-	-	56	1	1675 947
	w/Air Conditioning . . . . .	8	-	-	-	56	1	1675 944

NOTE 1: C71 Eng. No. WE-56-51014, C72 Eng. No. NE-56-30199.

NOTE 2: P29 FROM Eng. No. P29-1001 thru P29-40000 and FROM 80001 thru 250000 and AFTER 274000.

NOTE 3: P29 FROM Eng. No. 124778 thru 250000 and AFTER 274000.

NOTE 4: P29 FROM Eng. No. 41001 thru 80000 and FROM 250001 to 274000.

★ Indicates use as required.

Numerals in parentheses ( ) refer to notes.

Printed in U.S.A.

☐ Indicates parts not listed in any previous parts book.

Prices and specifications subject to change without notice.

\* Indicates change or addition.

Page 8-49

Nov. 10, 1958 Supersedes Oct. 10, 1957.

# 1955-58 PASSENGER CAR PARTS LIST

ELECTRICAL

CODE	PART NAME AND DESCRIPTION	NO. OF CYL.	PLYMOUTH	DODGE	DESOTO	CHRYSLER AND IMPERIAL	PER CAR	PART NUMBER
	40 or 50 amp. Generator, w/or w/o Power Strg., w/o Air Conditioning . . . . .	8	56	-	-	-	1	1730 623
	w/o Air Conditioning, C73 UP TO Engine No. CE56-8995 . . . . .	8	-	-	-	56	1	1616 150
	w/o Air Conditioning, C73 AFTER Engine No. CE56-8995 . . . . .	8	-	-	-	56	1	1616 153
	w/o Air Conditioning, w/50 ampere Alternator . . . . .	8	56	-	-	-	1	1671 103
	w/or w/o Power Steering, w/o Air Conditioning, w/50 ampere Alternator . . . . .	8	-	-	56	-	1	1732 544
	w/or w/o Power Steering, w/o Air Conditioning, w/30 ampere and 5" Frame, C71, C72	8	-	-	-	56	1	1616 153
	w/Air Conditioning, 30 ampere, D63-2, D63-3, UP TO serial No. 35097285 . . . . .	8	-	56	-	-	1	1615 892
	w/Air Conditioning, 30 ampere, D63-2, D63-3, AFTER serial No. 35097285 . . . . .	8	-	56	-	-	1	1615 893
	w/30 ampere Generator, Heavy Duty Ball Brg., w/Power Steering . . . . .	6	57	57	-	-	1	1821 995
	w/o Power Strg. . . . .	6	57	57	-	-	1	1674 684
	40 ampere Generator . . . . .	6	57	57	-	-	1	1821 624
	w/30 ampere Generator, 5" Frame . . . . .	6	57	57	-	-	1	1821 213
	w/40 ampere Generator . . . . .	6	57	-	-	-	1	1821 624
	w/Alternator . . . . .	6	57	-	-	-	1	1732 544
	w/50 ampere, 5" Frame Bosch Generator. . . . .	6	57	57	-	-	1	1827 871
		8	57	-	-	-	1	1731 467
	w/30 ampere Generator, 5" Frame and, w/Air Conditioning. . . . .	8	57	-	-	-	1	1735 850
	w/40 ampere Generator w/5 1/2" Frame and, w/Air Conditioning . . . . .	8	57	-	-	-	1	1735 849
	w/50 ampere Alternator, Left Bank . . . . .	8	57	-	-	-	1	1827 324
	w/50 ampere, 5" Frame Bosch Generator. . . . .	8	57	-	-	-	1	1827 772
	w/o Air Conditioning, S27 . . . . .	8	-	57	57	-	1	1615 271
	w/30 ampere Generator, 5" Frame, w/Air Conditioning, D66, D67, S27 . . . . .	8	-	57	57	-	1	1735 777
	w/50 ampere, 5" Frame Bosch Generator, w/o Air Conditioning, S27 . . . . .	8	-	57	57	-	1	1827 900
	w/40 ampere, 5 1/2" Frame Generator, w/or w/o Air Conditioning, S27. . . . .	8	-	57	57	-	1	1735 778
	w/30 ampere Generator, w/o Air Conditioning S27 . . . . .	8	-	57	57	-	1	1735 777
	D500 . . . . .	8	-	57	-	-	1	1821 317
	w/o Air Conditioning, S25, S26 . . . . .	8	-	-	57	-	1	1731 695
	5" Frame, 30 ampere, w/Air Conditioning, S25, S26 All . . . . .	8	-	-	57	-	1	1737 776
	w/30 ampere Generator, C75, w/Air Conditioning, C76, IM . . . . .	8	-	-	-	57	1	1733 436
	w/40 ampere Generator, 5 1/2" Frame, w/Power Strg., w/o Air Conditioning, C75, C76, IM, also C76-300 . . . . .	8	-	-	-	57	1	1733 458
	w/Model "A" and "A1" Air Conditioning, P31	8	57	-	-	-	1	1743 301
	w/Model "A" and "A1" Air Conditioning, S27	8	-	57	57	-	1	1821 317
	w/"V" type Air Conditioning, S27 . . . . .	8	-	57	57	-	1	1851 391
	4 1/2" Frame, 30 ampere, w/o Power Strg. . . . .	6	58	58	-	-	1	1674 684
	5" Frame, 30 ampere, Low Cut-In, w/o Power Strg., w/o Air Conditioning. . . . .	6	58	58	-	-	1	1821 213
	5 1/2" Frame, 40 ampere, w/o Power Strg., w/o Air Conditioning . . . . .	6	58	58	-	-	1	1821 624
	4 1/2" Frame, Lt. Mount, w/Power Strg. . . . .	6	58	58	-	-	1	1825 947
	5" Frame, 50 ampere, w/o Power Strg., w/o Air Conditioning . . . . .	6	58	58	-	-	1	1827 871
	5 1/2" Frame, 40 ampere, w/Power Strg., w/o Air Conditioning . . . . .	6	58	58	-	-	1	1852 135
	w/50 Ampere Bosch, 5" Frame Generator, w/Power Strg. . . . .	6	58	58	-	-	1	*1851 962
	w/30 Ampere Low Cut-in, 5" Frame Generator, w/Power Strg., w/o Air Conditioning . . . . .	6	58	58	-	-	1	*1851 962
	w/o Power Strg., w/o Air Conditioning . . . . .	8	58	-	-	-	1	1731 467

★ Indicates use as required. Numerals in parentheses ( ) refer to notes. Printed in U.S.A.  
 † Indicates parts not listed in any previous parts book. Prices and specifications subject to change without notice.  
 Nov. 10, 1958 Supersedes Oct. 10, 1957. Page 8-50 \* Indicates change or addition.

CODE	PART NAME AND DESCRIPTION	NO. OF CYL.	PLYMOUTH	DODGE	DESOTO	CHRYSLER AND IMPERIAL	PER CAR	PART NUMBER
	5" Frame, 30 ampere, w/or w/o Power Strg., w/o Air Conditioning . . . . .	8	58	-	-	-	1	1735 850
	5 1/2" Frame, 40 ampere, w/or w/o Power Strg., w/or w/o Air Conditioning . . . . .	8	58	-	-	-	1	1735 849
	5" Frame, 50 ampere, w/or w/o Power Strg., w/o Air Conditioning . . . . .	8	58	-	-	-	1	1827 772
	5" Frame, 40 ampere, w/Air Conditioning . . . . .	8	58	-	-	-	1	1735 850
	w/or w/o Fuel Injection, LD2 Fury, LD2-500 . . . . .	8	58	58	-	-	1	1826 059
	4 1/2" Frame, 30 ampere, w/Air Conditioning, LP2 . . . . .	8	58	-	-	-	1	*1851 659
	w/Air Conditioning, 30 Amp., 4 1/2" Frame Generator, Fury . . . . .	8	58	-	-	-	1	*1855 034
	w/Air Conditioning, 30 Amp., 5" Frame Generator, Fury . . . . .	8	58	-	-	-	1	*1855 033
	w/Air Conditioning, 40 Amp., 5 1/2" Frame Generator, Fury . . . . .	8	58	-	-	-	1	□1855 032
	4 1/2" Frame, 30 ampere, w/o Air Conditioning, LD2 . . . . .	8	-	58	-	-	1	*1615 271
	5" Frame, 50 ampere, w/or w/o Power Strg., w/o Air Conditioning, LD2 . . . . .	8	-	58	-	-	1	1827 900
	5" Frame, 30 ampere, w/or w/o Power Strg., w/o Air Conditioning, LD2 . . . . .	8	-	58	-	-	1	1735 777
	5 1/2" Frame, 40 ampere, w/or w/o Power Strg., w/o Air Conditioning, LD2 . . . . .	8	-	58	-	-	1	1735 778
	4 1/2" Frame, 30 ampere, w/o Power Strg., w/o Air Conditioning, LD3 . . . . .	8	-	58	58	-	1	1826 059
	5" Frame, 30 ampere, w/Air Conditioning, LD3, LD2-D500 . . . . .	8	-	58	58	-	1	1851 354
	5" Frame, 30 ampere, w/or w/o Power Strg., w/o Air Conditioning, LD3 . . . . .	8	-	58	58	-	1	1851 928
	5" Frame, 50 ampere, w/or w/o Power Strg., w/o Air Conditioning, LD3 . . . . .	8	-	58	58	-	1	1852 133
	w/Air Conditioning, 40 ampere, 5 1/2" Frame Generator, LD2-D500 . . . . .	8	-	58	-	-	1	1851 661
	w/Air Conditioning, 30 ampere, 4 1/2" Frame Generator, LD2 . . . . .	8	-	58	-	-	1	1851 391
	4 1/2" Frame, 30 ampere, LC1 . . . . .	8	-	-	-	58	1	1733 438
	w/Air Conditioning, LC2, LC3-300 . . . . .	8	-	-	-	58	1	1733 436
	5 1/2" Frame, 40 ampere, w/Air Conditioning, LC1 . . . . .	8	-	-	-	58	1	1828 147
	5" Frame, 30 ampere, w/Air Conditioning, LC1 30 ampere, w/Air Conditioning, LC2, LC3 . . . . .	8	-	-	-	58	1	1851 305
	5 1/2" Frame, 40 ampere, w/o Power Strg., w/o Air Conditioning, LC1 . . . . .	8	-	-	-	58	1	1733 458
	5" Frame, 30 ampere, w/o Air Conditioning, LC3 . . . . .	8	-	-	-	58	1	1733 436
	w/Air Conditioning, 30 ampere, 5" Frame Generator, LY1 . . . . .	8	-	-	-	58	1	1733 436
	w/o Power Strg., w/o Air Conditioning, 30 ampere, Low Cut-In Generator, LC1 . . . . .	8	-	-	-	58	1	1733 436
8-28-37	SCREW, Generator Bracket and Ground Terminal, used w/stamped Bracket . . . . .	8	-	-	55-57	55-57	1	866 890
	Generator Brkt. and Ground Term., w/Air Conditioning . . . . .	8	-	-	56-57	-	1	1634 747
	w/40 ampere Generator Bracket, 5 1/2" Frame, w/Iron Bracket, S25, S26 . . . . .	8	-	-	57	-	1	1634 747
8-28-38	SPACER, Bracket, w/Power Steering, 30 ampere, 5" Frame . . . . .	6	56	56	-	-	1	1734 974
	5" Frame, w/Power Strg. . . . .	6	57	-	-	-	1	1827 537
	SPACER, Vertical Support, LS2, LS3 . . . . .	8	-	-	58	58	1	□1858 745
8-28-40	SCREW, Generator Bracket Support to Chain Case Cover, S25, S26 . . . . .	8	-	-	57	-	2	579 719
8-28-51	SUPPORT, Alternator Bracket, P31, w/or w/o Power Strg. . . . .	8	57	-	-	-	1	1827 325
	Generator Brkt., w/Air Conditioning . . . . .	8	-	-	56	-	1	1671 060
	w/Air Conditioning . . . . .	8	-	-	-	56	1	1671 066
	Generator Bracket, S25, S26 . . . . .	8	-	-	57	-	1	1731 698
	Front Support, Horizontal, LD3 . . . . .	8	-	58	58	-	1	*1859 324
	Rear . . . . .	8	-	58	58	-	1	*1859 325

★ Indicates use as required.

Numerals in parentheses ( ) refer to notes.

Printed in U.S.A.

□ Indicates parts not listed in any previous parts book.

Prices and specifications subject to change without notice.

\* Indicates change or addition.

Page 8-51

Nov. 10, 1958 Supersedes Jan. 30, 1958.

# 1955-58 PASSENGER CAR PARTS LIST

ELECTRICAL

CODE	PART NAME AND DESCRIPTION	NO. OF CYL.	PLYMOUTH	DODGE	DESOTO	CHRYSLER AND IMPERIAL	PER CAR	PART NUMBER
	5" Frame, 30 ampere, w/Air Conditioning, LD2-D500, LD3 . . . . .	8	-	58	58	-	1	1828 148
	Vertical, LS2, LS3 . . . . .	8	-	-	58	-	1	*1944 767
8-28-74	REGULATOR, 45 ampere, Load Compensated, C67, C68 . . . . .	6-8	55	55	55	55	1	1641 510
	55 ampere, Positive Ground, P26, D56, w/o Power Strg., S21, S22, C67, C68, w/or w/o Power Strg., w/Air Conditioning, C69 . . . . .	6-8	55	55	55	55	1	1343 122
	Negative Ground, C67, C68 . . . . .	6-8	55	55	55	55	1	1343 124
	Negative Ground, P26, D56 . . . . .	6-8	55	55	-	-	1	1343 575
	Except C70, 30 ampere Generator . . . . .	6-8	56-58	56-58	56-58	56-58	1	1642 333
	C70, 12 Volt . . . . .	8	-	-	-	55	1	*1660 457
	C70, w/40 ampere Generator . . . . .	8	56-58	56-58	56-58	56-58	1	1662 137
	50 amp. . . . .	6-8	56-58	56-58	-	-	1	1704 295
8-28-75	SCREW, Mounting, 50 ampere . . . . .	6-8	58	58	-	-	3	925 353
8-28-88	CLAMP, Generator Regulator Terminal . . . . .	6-8	55-57	55-57	55-57	55-57	3	1604 046
	CLAMP, w/SCREW . . . . .	6-8	57-58	57-58	57-58	57-58	3	1779 986
8-28-89	WIRING, Generator to Regulator, Assembly, D63, C71, C72 . . . . .	6-8	56	56	56	56	1	1642 281
	w/Short Wave Converter . . . . .	6-8	56	56	56	56	1	1704 469
8-28-149	BRACKET, Rectifier Mounting . . . . .	6	57	-	-	-	1	1827 382
8-28-151	PLATE, Rectifier Mounting, w/50 ampere Alternator, w/or w/o Power Strg. . . . .	8	57	-	-	-	1	1827 327
8-28-152	SUPPORT, Rectifier Mounting, w/50 ampere Alternator, w/or w/o Power Strg. . . . .	8	57	-	-	-	1	1827 326
8-28-282	PULLEY, Generator Jackshaft, w/Air Conditioning . . . . .	8	57-58	57-58	57-58	-	1	⊠1748 072
8-28-284	SUPPORT, Compressor and Generator Jackshaft Pulley Bracket, LC2, LC3, LY1 . . . . .	8	-	-	-	58	1	⊠1944 859
8-28-286	BEARING, Generator Jackshaft Pulley, w/Air Conditioning . . . . .	8	57-58	57-58	57-58	-	2	⊠1748 076
	LC3-300 . . . . .	8	-	-	-	58	1	* 602 454
8-28-287	RING, Generator Jackshaft Pulley Bearing Retainer, w/Air Conditioning, Small . . . . .	8	57-58	57-58	57-58	-	2	⊠1748 084
	Large . . . . .	8	57-58	57-58	57-58	-	1	⊠1748 085
8-28-288	SLEEVE, Compressor and Generator Jackshaft, LC2, LC3, LY1 . . . . .	8	-	-	-	58	1	*1859 589
8-28-290	SCREW, Compressor and Generator Jackshaft Bracket to Cylinder Head, LC3-300 . . . . .	8	-	-	-	58	1	*1851 371
8-28-299	FAN, Generator, LP2, 40 Ampere, LC3-300 Police, 40 Ampere . . . . .	8	58	-	-	58	1	*1889 371
8-28-302	PULLEY, Compressor and Generator Drive, w/Air Conditioning, D63-2, D63-3 . . . . .	8	55	55-56	-	-	1	1618 891
	Generator Drive, w/Air Conditioning . . . . .	8	56	-	-	-	1	1670 239
	w/Power Strg. . . . .	8	-	-	56	-	1	1670 474
	Generator Drive, w/Power Strg. . . . .	8	-	-	-	55-56	1	1611 614
	Generator Drive, P31, w/5" or 5 1/2" Frame, D66, D67, D70, D71, S27, w/5" or 5 1/2" Generator Frame, Low Cut-In Generator, D500 All, S27 w/50 ampere . . . . .	8	57	57	57	-	1	1821 337
	w/40 ampere, 5 1/2" Generator Frame, w/o Air Conditioning, S27 . . . . .	8	-	57	57	-	1	1821 337
	w/30 ampere, 5" Generator Frame, Low Cut-In Generator, w/o Air Conditioning, S27 . . . . .	8	-	57	57	-	1	1821 337
	w/50 ampere Alternator, S27 . . . . .	8	-	57	57	-	1	1821 337
	Generator Drive and Fan Pulley, w/o Power Strg., w/o Air Conditioning, S25, S26, C75, C76, C76-300, C76 Power Package . . . . .	8	-	-	57	57	1	1732 882
	w/Power Strg., w/o Air Conditioning, S25, S26, C75, C76, IM . . . . .	8	-	-	57	57	1	1732 885
	w/or w/o Power Strg., w/or w/o Air Conditioning, LD2 . . . . .	8	58	58	-	-	1	1821 337

\* Indicates use as required.

Numerals in parentheses ( ) refer to notes.

Printed in U.S.A.

⊠ Indicates parts not listed in any previous parts book.

Prices and specifications subject to change without notice.

Nov. 10, 1958 Supersedes Oct. 10, 1957.

\* Indicates change or addition.

CODE	PART NAME AND DESCRIPTION	NO. OF CYL.	PLYMOUTH	DODGE	DESOTO	CHRYSLER AND IMPERIAL	PER CAR	PART NUMBER
8-28-303	BELT, Generator, w/Air Conditioning . . . . .	8	56	-	-	-	1	1617 781
	w/Air Conditioning, 30 ampere, Matched Pair, D63-2, D63-3 UP TO serial No. 35108576 . . . . .	8	-	56	-	-	1	1534 551
	w/Air Conditioning, 30 ampere, Matched Pair, D63-2, D63-3, AFTER serial No. 35108576 . . . . .	8	-	56	-	-	1	1552 298
	w/Power Strg., Single . . . . .	8	-	-	56	-	1	1551 932
	w/40 amp. generator, w/or w/o Power Strg., Single . . . . .	8	-	-	56	-	1	1533 624
	w/Power Steering, w/o Air Conditioning, 50 ampere Alternator, Single . . . . .	8	-	-	56	-	1	1634 829
	w/o Power Steering, w/o Air Conditioning, 50 ampere Alternator, Single . . . . .	8	-	-	56	-	1	1533 624
	BELT, Generator, w/o Power Strg., w/o Air Conditioning, C67, C68, UP TO C68 AFTER . . . . .	8	-	-	-	55 (1)	1	1551 932
	w/Power Strg., w/o Air Conditioning, Matched Pair, C69, C70, UP TO AFTER . . . . .	8	-	-	-	55 (1)	1	1634 829
	w/o Power Strg., Single, C68-300 . . . . .	8	-	-	-	55 (2)	1	1401 625
	w/Power Strg., Matched Pair, C68-300 . . . . .	8	-	-	-	55 (2)	1	1634 828
	w/o Power Strg., Single . . . . .	8	-	-	-	55	1	1634 829
	w/Power Strg., Matched Pair, C68-300 . . . . .	8	-	-	-	55	1	1634 829
	w/o Power Strg., Single . . . . .	8	-	-	56	-	1	1401 624
	w/o Power Strg., Single, C71, C72 . . . . .	8	-	-	-	56	1	1551 932
	w/Power Strg., Matched Pair . . . . .	8	-	-	-	56	1	1401 625
	w/40 ampere Generator, w/o Power Strg., C71, C72, Matched Pair . . . . .	8	-	-	-	56	1	1634 828
	30 ampere, w/Air Conditioning, Matched Pair, C71, C72, C73 . . . . .	8	-	-	-	56	1	1634 826
	40 ampere, w/Air Conditioning, Matched Pair . . . . .	8	-	-	-	56	1	1635 724
	w/o Power Strg., Matched Pair, C72-300 . . . . .	8	-	-	-	56	1	1487 138
	5" Frame, w/Power Strg. . . . .	6	57	-	-	-	1	1533 624
	Fan and Generator, w/5 1/2" Generator Frame, Single . . . . .	8	57	-	-	-	1	1326 615
	w/5 1/2" Frame, 40 ampere, LP2 Fury . . . . .	8	57	-	-	-	1	1558 426
	Generator Drive, w/Model "A" Air Conditioning. . . . .	8	57	-	-	-	1	1744 046
	Alternator Drive, D500 . . . . .	8	-	57	-	-	1	1821 636
	Fan and Generator, 5" Frame, w/o Air Conditioning, S27 . . . . .	8	-	57	57	-	1	1401 622
	Drive Belt, 5" Frame, 30 ampere, S26 Adventurer . . . . .	8	-	-	57	-	1	1401 624
	w/Model "A" and "A1" Air Conditioning, Approx. 50 3/4" long, S25, S26 . . . . .	8	-	-	57	-	1	1533 121
	w/30 ampere Generator, w/o Power Strg., w/o Air Conditioning, Single, S25, S26 . . . . .	8	-	-	57	-	1	1557 269
	Generator Belt, w/30 ampere Generator, w/o Power Strg., Single, w/o Air Conditioning, C76, IM All . . . . .	8	-	-	-	57	1	1821 139
	w/40 ampere Generator, w/Power Strg., Single, w/o Air Conditioning . . . . .	8	-	-	-	57	1	1401 622
	w/Model "A" and "A1" Air Conditioning, Approx. 49" long, C75, C76 . . . . .	8	-	-	-	57	1	1319 430
	Generator Drive, w/Model "A" and "A1" Air Conditioning, Approx. 55" long C75, C76 . . . . .	6-8	57	57	57	57	1	1673 649
	Generator Belt, 40 ampere, 5 1/2" Frame, w/Power Strg., w/o Air Conditioning . . . . .	6	58	58	-	-	1	1326 615
	30 ampere, 5" Frame, Low Cut-In, w/Power Strg., w/o Air Conditioning . . . . .	6	58	58	-	-	1	*1326 615
	50 ampere, 5" Frame, w/o Power Strg., w/o Air Conditioning. . . . .	6	58	58	-	-	1	1821 221
	30 ampere, 4 1/2" Frame, Rt. Mount, w/Power Strg. . . . .	6	58	58	-	-	1	1558 426
	Generator Drive, w/or w/o Power Strg., w/o Air Conditioning . . . . .	8	58	-	-	-	1	1326 615

NOTE 1: Engine No. NE55-23844.

NOTE 2: Engine No. CE55-6730.

★ Indicates use as required.

Numerals in parentheses ( ) refer to notes.

Printed in U.S.A.

□ Indicates parts not listed in any previous parts book.

Prices and specifications subject to change without notice.

\* Indicates change or addition.

Page 8-53

Nov. 10, 1958 Supersedes Jan. 30, 1958.

# 1955-58 PASSENGER CAR PARTS LIST

ELECTRICAL

CODE	PART NAME AND DESCRIPTION	NO. OF CYL.	PLYMOUTH	DODGE	DESOTO	CHRYSLER AND IMPERIAL	PER CAR	PART NUMBER
	50 ampere, 5" Frame, w/or w/o Power Strg., w/o Air Conditioning. . . . .	8	58	-	-	-	1	1557 269
	w/Fuel Injection, LD3-D500, LS3 Adventurer . . . . .	8	-	58	58	-	1	1674 677
	GENERATOR and COMPRESSOR, LD2 UP TO Eng. No. L325-45572 . . . . .	8	-	58	-	-	1	1733 933
	LD2 AFTER Eng. No. L325-45572 . . . . .	8	-	58	-	-	1	1821 913
	Generator Belt . . . . .	8	-	-	-	58	1	1821 139
	40 ampere, 5 1/2" Frame, w/Power Strg., w/o Air Conditioning. . . . .	8	-	-	-	58	1	1401 622
	Generator Drive, w/Fuel Injection, LC3-300 . . . . .	8	-	-	-	58	1	1821 139
	Generator Drive, LC3-300 . . . . .	8	-	-	-	58	1	1821 140
	w/o Air Conditioning, C76-300 UP TO Engine No. 3N3-57-2551 . . . . .	8	-	-	-	57	1	1401 624
	w/o Air Conditioning, C76-300 AFTER Engine No. 3N3-57-2551 . . . . .	8	-	-	-	57	1	1821 140
	Generator and Compressor, w/V-2 Compressor, Dual, LC2, LC3, LY1 . . . . .	8	-	-	-	58	1	1821 912
	LC3-300 . . . . .	8	-	-	-	58	1	1738 590
	Generator and Compressor, w/V-2 Compressor, Dual, LC3-300 . . . . .	8	-	-	-	58	1	1855 310

For MODEL APPLICATION See Code 8-28-3

CODE	REMARKS	GENERATOR ASSEMBLIES					
		1257 392 GGW-6001 Series	1540 596 GGW-6012 Series	1604 825 GGW-6016 Series	1479 730 GGU-6005 Series	1604 834 GGU-6013 Series	1540 640 GGU-6009 Series
<b>8-29-0 GENERATOR COMPONENT PARTS</b>							
8-29-1	ARMATURE	1266 499	1266 499	1605 568	1495 554	1605 559	1253 360
8-29-2	NUT, Armature Shaft	40 654	40 654	40 654	40 654	40 654	40 654
8-29-6	RING, Armature Snap	648 392	648 392	----	648 392	----	648 392
8-29-12	SPACER, Armature Shaft	----	----	1271 164	----	1271 164	----
8-29-17	BRUSH SET	1253 367	1253 367	1605 565	1253 367	1253 367	1253 367
8-29-20	SPRING, Brush	671 490	1345 517	1345 517	671 490	671 490	671 490
8-29-21	ARM, Brush	673 014	673 014	1605 567	673 014	673 014	673 014
8-29-100	HEAD, Commutator End, Assembly	1384 081	1507 941	1605 566	1495 553	1605 558	----
	Commutator End, Partial	----	----	----	----	----	1253 358
	Complete, Assembly	----	----	----	----	----	1495 542
8-29-111	COVER, Commutator End	----	----	----	----	----	1253 356
8-29-112	GASKET, Commutator End Plate	----	----	----	674 931	----	1253 355
8-29-113	BEARING, Commutator End Head Shielded Ball	1402 563	1402 563	602 454	1402 563	602 454	----
	Commutator End Bronze Bearing	----	----	----	----	----	1402 563
8-29-122	SCREW, Drive End Head Bearing Retainer	1269 238	1269 238	1269 238	1269 238	1269 238	1269 238
8-29-146	HEAD, Drive End, Assembly	1266 500	1527 938	1266 519	1253 361	1269 227	----
8-29-150	WASHER, Commutator End Felt	----	----	----	636 815	----	636 815
	Drive End Head Felt	----	636 815	----	----	----	----
8-29-154	BEARING, Drive End Head Ball	602 454	602 454	965 325	602 454	965 325	602 454

★ Indicates use as required. Numerals in parentheses ( ) refer to notes. Printed in U.S.A.  
 ☐ Indicates parts not listed in any previous parts book. Prices and specifications subject to change without notice.  
 Nov. 10, 1958 Supersedes Jan. 30, 1958. Page 8-54 \* Indicates change or addition.



For MODEL APPLICATION See Code 8-28-3

CODE	REMARKS	GENERATOR ASSEMBLIES					
		1257 392 GGW-6001 Series	1540 596 GGW-6012 Series	1604 825 GGW-6016 Series	1479 730 GCU-6005 Series	1604 834 GGU-6013 Series	1540 640 GGU-6009 Series
8-29-157	GASKET, Bearing Retainer	1253 362	1253 362	----	1253 362	----	1253 362
8-29-165	BAND, Cover	1266 502	1266 502	1266 502	674 944	674 944	674 944
8-29-173	COIL, Field, Right	1266 493	1266 493	1266 493	1253 352	1253 352	1253 352
8-29-174	COIL, Field, Left	1266 527	1266 527	1266 527	1253 351	1253 351	1253 351
8-29-208	BOLT, Thru	673 009	673 009	673 009	1253 343	1253 343	1253 343
8-29-306	SCREW, Pole Shoe	859 901	859 901	----	674 919	----	674 919
8-29-312	STUD, Armature Terminal	1253 349	1253 349	1253 349	1253 349	1253 349	1253 349
8-29-313	STUD, Field Terminal	1253 348	1253 348	1253 348	1253 348	1253 348	1253 348
8-29-319	WASHER, Field Terminal	1253 345	1253 345	1253 345	1253 345	1253 345	----
	Plain	----	----	----	----	----	1253 345
8-29-323	BUSHING, Terminal Stud Insulating	1253 346	1253 346	1253 346	1253 346	1253 346	1253 346
8-29-325	BUSHING, Field Terminal Insulating	1253 346	1253 346	1253 346	1253 346	1253 346	----
8-29-327	WASHER, Armature Terminal Insulating	1138 481	1138 481	1138 481	1138 481	1138 481	1138 481
	Field Terminal Insulating	1253 344	1253 344	1253 344	1253 344	1253 344	1253 344

For MODEL APPLICATION See Code 8-28-3

CODE	REMARKS	GENERATOR ASSEMBLIES				
		1540 429 GGJ-6005 Series	1136 931 GGJ-6001 Series	1604 843 GGJ-6008 Series	1604 869 CHM-6003 Series	1605 400 GGW-6017 Series
<b>8-29-0 GENERATOR COMPONENT PARTS</b>						
8-29-1	ARMATURE	1627 214	1627 214	1627 248	1605 561	1605 563
8-29-2	NUT, Armature Shaft	40 654	40 654	40 654	40 654	40 654
8-29-12	SPACER, Armature Shaft	----	----	----	1271 164	1271 164
8-29-17	BRUSH SET	1253 341	1253 341	1253 341	1253 367	1253 367
8-29-20	SPRING, Brush	960 173	960 173	960 173	671 490	1345 517
8-29-21	ARM, Brush	----	674 936	674 936	673 014	673 014
8-29-100	HEAD, Commutator End, Assembly	----	*1501 791	1627 247	1605 558	1505 842
8-29-112	GASKET, Commutator End Plate	960 170	960 170	----	----	----
8-29-113	BEARING, Commutator End Head Shielded Ball	1202 829	1202 829	602 454	602 454	602 454
8-29-122	SCREW, Drive End Head Retainer	----	1269 238	----	1269 238	1269 238
8-29-127	WASHER, Commutator End Bearing Retaining Lock	----	674 927	----	----	----
8-29-146	HEAD, Drive End, Assembly	1571 464	1253 338	1384 050	1269 227	1266 519
8-29-147	HEAD, Drive End	1571 409	1253 339	----	----	----
8-29-154	BEARING, Drive End Head Ball	965 325	965 325	965 325	965 325	965 325
8-29-155	RETAINER, Drive End Head Bearing	1266 524	----	----	----	----
8-29-165	BAND, Cover	1136 568	1136 568	1136 568	674 944	1266 502
8-29-173	COIL, Field, Right	1253 331	1253 331	1253 331	----	1266 493
8-29-174	COIL, Field, Left	1253 329	1253 329	1253 329	----	1266 527
8-29-208	BOLT, Thru	1253 327	1253 327	1253 327	1253 343	673 009
8-29-306	SCREW, Pole Shoe	674 919	674 919	----	----	----
8-29-312	STUD, Armature Terminal	1267 793	----	1267 793	1253 349	1253 349
8-29-313	STUD, Field Terminal	953 732	953 732	953 732	1253 348	1253 348

\* Indicates use as required.

Numerals in parentheses ( ) refer to notes.

Printed in U.S.A.

□ Indicates parts not listed in any previous parts book.

Prices and specifications subject to change without notice.

\* Indicates change or addition.

Page 8-55

Nov. 10, 1958 Supersedes Oct. 10, 1957.

# 1955-58 PASSENGER CAR PARTS LIST

For MODEL APPLICATION See Code 8-28-3

CODE	REMARKS	GENERATOR ASSEMBLIES				
		1540 429 GGJ-6005 Series	1136 931 GGJ-6001 Series	1604 843 GGJ-6008 Series	1604 869 CHM-6003 Series	1605 400 GGW-6017 Series
8-29-319	WASHER, Field Terminal Plain	----	----	----	1253 345	1253 345
8-29-320	INSULATION, Terminal Stud Inner	1253 332	----	1253 332	----	----
8-29-323	BUSHING, Armature Terminal Stud	960 162	960 162	960 162	1253 346	1253 346
8-29-325	BUSHING, Field Terminal Insulating	960 161	960 161	960 161	1253 346	1253 346
8-29-327	WASHER, Armature Terminal Insulating	671 477	671 477	671 477	1138 481	1138 481
	WASHER, Field Terminal Insulating	671 481	671 481	671 481	1253 344	1253 344

For MODEL APPLICATION See Code 8-28-3

CODE	REMARKS	GENERATOR ASSEMBLIES			
		1642 002 GJC-7002 Series	1642 000 GJC-7001 Series	1642 005 GJC-7003 Series	1642 009 GJC-7006 Series
<b>8-29-0 GENERATOR COMPONENT PARTS</b>					
8-29-1	ARMATURE . . . . .	1658 523	1658 523	*1658 008	1658 317
8-29-2	NUT, Armature Shaft . . . . .	40 654	40 654	40 654	40 654
8-29-6	RING, Armature Snap . . . . .	648 392	648 392	648 392	648 392
8-29-12	SPACER, Armature Shaft . . . . .	----	----	1271 164	1271 164
8-29-17	BRUSH SET . . . . .	1658 521	1658 521	1658 521	1658 521
8-29-20	SPRING, Brush . . . . .	1627 279	1627 279	1627 279	1627 279
8-29-21	ARM, Brush . . . . .	1627 277	1627 277	1627 277	1627 277
8-29-42	HOLDER, Grounded Brush . . . . .	1752 693	----	----	----
	w/TERMINAL . . . . .	1752 694	----	----	----
8-29-55	RIVET, Insulated Brush Holder . . . . .	1752 697	----	----	----
	Grounded Brush Holder . . . . .	1752 696	----	----	----
8-29-81	INSULATOR, Brush Holder . . . . .	1752 692	----	----	----
8-29-82	BUSHING, Insulator Brush Holder Rivet . . . . .	1752 695	----	----	----
8-29-100	HEAD, Commutator End, Assembly . . . . .	1658 526	1658 522	1658 529	1658 597
8-29-112	GASKET, Commutator End Cover . . . . .	----	----	----	674 931
8-29-122	SCREW, Drive End Head Retainer . . . . .	1269 238	1269 238	----	1269 238
8-29-146	HEAD, Drive End, Assembly . . . . .	1658 527	1658 524	1658 531	1658 531
8-29-147	HEAD, Drive End . . . . .	1752 674	1752 673	----	----
8-29-150	WASHER, Drive End Head Felt . . . . .	636 815	636 815	1495 552	----
8-29-151	RETAINER, Drive End Head Inner Felt Washer . . . . .	----	----	----	1266 521
8-29-154	BEARING, Drive End Head Ball . . . . .	602 454	602 454	965 325	965 325
	Commutator End Head Ball . . . . .	----	----	602 454	602 454
8-29-157	RETAINER, Bearing . . . . .	----	1752 647	----	----
8-29-172	COIL, Field, Assembly, Complete . . . . .	1658 520	1658 520	1658 520	1658 520
8-29-173	COIL, Right Field . . . . .	1752 645	1752 645	1752 645	1752 645
8-29-174	COIL, Left Field . . . . .	1752 646	1752 646	1752 646	1752 646
8-29-208	BOLT, Thru . . . . .	----	----	673 009	673 009
8-29-306	SCREW, Pole Shoe . . . . .	859 901	859 901	859 901	859 901
8-29-313	STUD, Field Terminal . . . . .	1253 348	1253 348	1253 348	1253 348
8-29-319	WASHER, Field Terminal Plain . . . . .	1253 345	1253 345	1253 345	1253 345
8-29-323	BUSHING, Armature Terminal Insulating . . . . .	1627 278	1627 278	1627 278	1627 278
8-29-325	BUSHING, Field Terminal Insulating . . . . .	1253 346	1253 346	1253 346	1253 346
8-29-327	WASHER, Field Terminal Insulating . . . . .	1253 344	1253 344	1253 344	1253 344

★ Indicates use as required.

Numerals in parentheses ( ) refer to notes.

Printed in U.S.A.

☐ Indicates parts not listed in any previous parts book.

Prices and specifications subject to change without notice.

Nov. 10, 1958 Supersedes Oct. 10, 1957.

\* Indicates change or addition.

For MODEL APPLICATION See Code 8-28-3

CODE	REMARKS	GENERATOR ASSEMBLIES			
		1658 865 GGA-6002 Series	1663 097 GGA-6001N Series	1658 861 GGA-6003 Series	1704 265 GHM-6004 Series
<b>8-29-0 GENERATOR COMPONENT PARTS</b>					
8-29-1	ARMATURE . . . . .	1689 780	1391 249	1391 249	1752 289
8-29-2	NUT, Armature Shaft . . . . .	40 654	40 654	40 654	40 654
8-29-17	BRUSH SET . . . . .	960 544	960 544	960 544	1253 367
8-29-20	SPRING, Brush . . . . .	960 173	960 173	960 173	671 490
8-29-21	ARM, Brush . . . . .	674 936	674 936	674 936	673 014
8-29-100	HEAD, Commutator End, Assy. . . . .	1689 779	1501 791	1501 791	1495 553
8-29-113	BEARING, Commutator End Head Ball . . . . .	602 454	1202 829	1202 829	602 454
8-29-122	SCREW, Brg. Retainer . . . . .	-----	-----	-----	1269 238
8-29-146	HEAD, Drive End, Assy. . . . .	1384 050	1253 338	1571 464	1253 361
8-29-147	HEAD, Drive End . . . . .	1384 051	-----	1571 409	1253 366
8-29-150	WASHER, Commutator End Head Felt . . . . .	1495 552	-----	-----	-----
8-29-154	BEARING, Drive End Head Ball . . . . .	965 325	965 325	965 325	602 454
8-29-165	BAND, Cover . . . . .	1136 568	1136 568	1136 568	674 944
8-29-172	COIL, Field, Assy. . . . .	1391 246	1391 246	1391 246	-----
8-29-208	BOLT, Thru . . . . .	1253 327	1253 327	1253 327	1253 343
8-29-312	STUD, Armature Terminal . . . . .	1267 793	1267 793	1267 793	1253 349
8-29-313	STUD, Field Terminal . . . . .	953 732	953 732	953 732	1253 348
8-29-319	WASHER, Field Term. Plain . . . . .	-----	-----	-----	1253 345
8-29-320	INSULATION, Terminal Stud Inner . . . . .	1253 332	1253 332	1253 332	-----
8-29-323	BUSHING, Armature Term. Ins. . . . .	960 162	960 162	960 162	1253 346
8-29-325	BUSHING, Field Term. Ins. . . . .	960 161	960 161	960 161	-----
8-29-327	WASHER, Field Term. Ins. . . . .	671 481	671 481	671 481	1253 344
	WASHER, Armature Term. Ins. . . . .	671 477	671 477	671 477	1138 481

For MODEL APPLICATION See Code 8-28-3

CODE	REMARKS	GENERATOR ASSEMBLIES				
		1770 755 GJC 7012 Series	1704 272 GHM 6003 Series	1704 267 GHM 6007 Series	1753 624 GHM 6001 Series	1770 747 GHM 6010 Series
<b>8-29-0 GENERATOR COMPONENT PARTS</b>						
8-29-1	ARMATURE . . . . .	1658 523	1605 561	E1752 289	1752 520	1752 520
8-29-2	NUT, Armature Shaft . . . . .	40 654	40 654	40 654	40 654	40 654
8-29-12	SPACER, Armature Shaft . . . . .	-----	1271 164	-----	-----	-----
8-29-17	BRUSH SET . . . . .	1658 521	1253 367	1253 367	1253 367	1253 367
8-29-20	SPRING, Brush . . . . .	1627 279	671 490	671 490	671 490	671 490
8-29-21	ARM, Brush . . . . .	1627 277	673 014	673 014	673 014	673 014
8-29-100	HEAD, Commutator End, Assembly . . . . .	1658 522	1605 558	1495 553	1495 542	1495 542
8-29-113	BEARING, Commutator End Head Shielded Ball . . . . .	-----	602 454	602 454	1402 563	1402 563
8-29-122	SCREW, Drive End Head Bearing Retainer . . . . .	1269 238	1269 238	1269 238	1269 238	1269 238
8-29-146	HEAD, Drive End, Assembly . . . . .	1818 581	1269 227	-----	1253 361	1818 640
8-29-147	HEAD, Drive End . . . . .	1818 859	-----	-----	-----	1818 858
8-29-150	WASHER, Commutator End Head Felt . . . . .	-----	1495 552	-----	-----	-----
8-29-154	BEARING, Drive End Head Ball . . . . .	602 454	965 325	602 454	602 454	602 454
8-29-165	BAND, Cover . . . . .	-----	674 944	674 944	674 944	674 944
8-29-172	COIL, Field, Complete, Assembly . . . . .	1658 520	-----	-----	-----	-----
8-29-208	BOLT, Thru . . . . .	-----	1253 343	1253 343	1253 343	1253 343
8-29-312	STUD, Armature Terminal . . . . .	-----	1253 349	1253 349	1253 349	1253 349
8-29-313	STUD, Field Terminal . . . . .	1253 348	1253 348	1253 348	1253 348	1253 348
8-29-319	WASHER, Field Terminal Plain . . . . .	-----	1253 345	1253 345	1253 345	-----

★ Indicates use as required. Numerals in parentheses ( ) refer to notes. Printed in U.S.A.  
 □ Indicates parts not listed in any previous parts book. Prices and specifications subject to change without notice.  
 \* Indicates change or addition. Page 8-57 Nov. 10, 1958 Supersedes Oct. 10, 1957.

# 1955-58 PASSENGER CAR PARTS LIST

For MODEL APPLICATION See Code 8-28-3

CODE	REMARKS	GENERATOR ASSEMBLIES				
		1770 755 GJC-7012 Series	1704 272 GHM-6003 Series	1704 267 GHM-6007 Series	1753 624 GHM-6001 Series	1770 747 GHM-6010 Series
8-29-323	BUSHING, Armature Terminal Stud Insulating . . . . .	1627 278	1253 346	1253 346	1253 346	1253 346
8-29-325	BUSHING, Field Terminal Insulating . . . . .	1253 346	1253 346	1253 346	1253 346	-----
8-29-327	WASHER, Armature Terminal Insulating . . . . . Field Terminal Insulating . . . . .	----- 1253 344	1138 481 1253 344	1138 481 1253 344	1138 481 1253 344	1138 481 1253 344

For MODEL APPLICATION See Code 8-28-3

CODE	REMARKS	GENERATOR ASSEMBLIES				
		1842 771 GJC-8001A Series	1842 598 GHM-6014 Series	1779 945 GJC-7013 Series	1770 739 GGA-6007 Series	1779 960 GHM-6011 Series
<b>8-29-0 GENERATOR COMPONENT PARTS</b>						
8-29-1	ARMATURE . . . . .	1879 571	1752 520	1658 523	1391 249	1752 289
8-29-2	NUT, Armature Shaft . . . . .	-----	40 654	40 654	40 654	40 654
8-29-12	SPACER, Armature Shaft . . . . .	-----	1345 348	-----	1253 336	1345 348
3-29-17	BRUSH SET . . . . .	1658 521	1843 156	1658 521	960 544	1253 367
8-29-20	SPRING, Brush . . . . .	1627 279	671 490	1627 279	960 173	671 490
8-29-21	ARM, Brush . . . . .	1627 277	673 014	1627 277	674 936	673 014
8-29-42	HOLDER, Grounded Brush . . . . . Insulated Brush, w/TERMINAL . . . . .	1752 693 -----	----- -----	1752 693 1752 694	----- -----	----- -----
8-29-55	RIVET, Ground Brush Holder . . . . . Insulated Brush Holder . . . . .	1752 696 1752 697	----- -----	1752 696 1752 697	----- -----	----- -----
8-29-81	INSULATION, Brush Holder . . . . .	1752 692	-----	1752 692	-----	-----
8-29-82	BUSHING, Brush Holder Rivet Insul. . . . .	-----	-----	1752 695	-----	-----
8-29-100	HEAD, Commutator End, Assembly . . . . . Partial . . . . .	1658 522 -----	1495 542 1253 358	1658 522 -----	1501 791 -----	1495 553 -----
8-29-113	BEARING, Commutator End Head Shielded Ball . . . . .	----- -----	1402 563	-----	1202 829	-----
8-29-122	SCREW, Drive End Head Bearing Retainer . . . . .	1269 238	1269 238	1269 238	-----	1269 238
8-29-146	HEAD, Drive End, Assembly . . . . .	1889 234	-----	1818 784	1818 749	1818 640
8-29-147	HEAD, Drive End . . . . .	-----	-----	1818 860	1818 857	1818 858
8-29-150	WASHER, Commutator End Felt . . . . . WASHER, Drive End Head Felt . . . . .	----- 636 815	----- -----	----- -----	----- 1266 520	1495 552 636 815
8-29-154	BEARING, Drive End Head Ball . . . . . BEARING, Commutator End Head Ball . . . . .	602 454 -----	602 454 -----	602 454 -----	965 325 -----	602 454 602 454
8-29-157	GASKET, Bearing Retainer . . . . .	1752 647	-----	-----	1266 522	1253 362
8-29-165	BAND, Cover . . . . .	-----	674 944	-----	1136 568	674 944
8-29-172	COIL, Field, Complete, Assembly . . . . .	1658 520	-----	1658 520	1391 246	-----
8-29-173	COIL, Field, Right . . . . .	1752 645	1499 172	-----	1391 248	-----
8-29-174	COIL, Field, Left . . . . .	1752 646	1499 171	-----	1391 247	-----
8-29-189	LEAD, Field Coil, Assembly . . . . .	-----	-----	-----	-----	1483 992
8-29-208	BOLT, Thru . . . . .	-----	1253 343	-----	1253 327	1253 343
8-29-306	SCREW, Pole Shoe . . . . .	1752 695	674 919	-----	674 919	674 919
8-29-312	STUD, Armature Terminal . . . . .	-----	1253 349	-----	1267 793	1253 349
8-29-313	STUD, Field Terminal . . . . .	1253 348	1253 348	1253 348	953 732	1253 348
8-29-319	WASHER, Field Terminal Plain . . . . .	1253 345	1253 345	-----	-----	1253 345
8-29-320	INSULATION, Terminal Stud, Inner . . . . .	-----	-----	-----	1253 332	-----
8-29-323	BUSHING, Armature Terminal Stud Insulating . . . . .	1627 278	-----	1627 278	960 162	1253 346
8-29-325	BUSHING, Field Terminal Insulating . . . . .	1253 346	1253 346	1253 346	960 161	-----
8-29-327	WASHER, Armature Terminal Insulating . . . . . WASHER, Field Terminal Insulating . . . . .	----- 1253 344	1138 481 1253 344	----- 1253 344	671 477 671 481	1138 481 1253 344

\* Indicates use as required. Numerals in parentheses ( ) refer to notes. Printed in U.S.A.  
 ☐ Indicates parts not listed in any previous parts book. Prices and specifications subject to change without notice.  
 Nov. 10, 1958 Supersedes Jan. 30, 1958. Page 8-58 \* Indicates change or addition.

CODE	PART NAME AND DESCRIPTION	NO. OF CYL.	PLYMOUTH	DODGE	DESOTO	CHRYSLER AND IMPERIAL	PER CAR	PART NUMBER
<b>8-30-0 GROMMETS</b>								
8-30-1	GROMMET, Chassis Wiring on Cowl Side . . .	6-8	55-56	55-56	55-56	55-56	1	1440 333
	Body Center Pillar, w/Electric Window Lift							
	D63, 4 D. Sp. . . . .	6-8	56	56	-	-	2	1383 638
	Triple Wiring Harness, S27, LS1, C75, C76, LC1, LC2, LC3 . . . . .	6-8	57-58	57-58	57-58	57-58	1	1770 667
	Chassis Wiring, P31 Fury, S25, S26, LS2, LS3 . . . . .	8	57	-	57-58	-	1	1819 372
	Triple Wiring Harness, Sub. . . . .	6-8	58	58	58	58	1	1770 667
	Back-Up Lamp, except Sub., Thru Trunk							
	Floor Pan . . . . .	6-8	58	-	-	-	1	1842 997
	Body Wiring, Lt. Quarter Panel, LS2, LS3, Cv. Cp. . . . .	8	-	-	58	-	1	1345 189
	Speedometer, also P29 Tachometer Cable. . . . .	6-8	55-58	55-58	55-58	55-58	1	1370 460
	Oil Gauge Hose and Heater Wire and Power Strg. Horn Wire . . . . .	8	-	-	55-56	55-56	1	1383 271
	Hand Brake and Power Strg., Horn Wire . . . . .	6-8	56	56	56	56	1	1383 271
	Electric Window Lift Wiring, Cv. Cp., Sp. Cl. Cp. . . . .	8	-	-	56	56	2	988 059
	Hand Brake Cable at Dash Panel, C75-1 . . . . .	6-8	57-58	57-58	57-58	57-58	1	1370 460
	Headlamp and Parking Lamp, on Radiator Shield . . . . .	6-8	55-56	55-56	55-56	55-56	2	1345 189
	Headlamp and Parking Lamp and Horn Cable, on Right Side Yoke, LS1 . . . . .	6-8	55	55	55-58	55	1	1302 821
	Chassis, Headlamp, Parking Lamp and Horn Wire, on Left Side Yoke . . . . .	6-8	55-56	55-56	55-56	55-56	1	1383 638
	Headlamp and Parking Lamp, in Radiator Shroud . . . . .	6-8	55	55	55	55	2	1302 821
	Auto. Door Switch and Window Lift Wiring in Center Pillar, 4 D. Sp. . . . .	8	-	-	56	56	2	1383 638
	Headlamp and Parking Lamp Cable, Right Side of Yoke, S25, S26, LS2, LS3 . . . . .	6-8	57	-	57-58	57-58	1	1345 189
	Fender Shield, S27 . . . . .	6-8	57	-	57	-	1	1498 858
	On Fender Shield . . . . .	6-8	-	57	-	-	1	1779 168
	On Fender Shield, S25, S26, LS2, LS3, C75, C76, LC2, LC3 . . . . .	6-8	-	-	57-58	57-58	1	1345 188
	Headlamp, Parking Lamp and Horn Wire . . . . .	6-8	57-58	57-58	57-58	57-58	1	1383 638
	Ignition Coil Mounting Bracket Cable . . . . .	6	55	56	-	-	2	1274 098
	Reinforcement Plate Under Body, Est. Wgn. . . . .	8	-	-	55-56	55-56	1	1302 821
	License Lamp and Fuel Gauge Wire, Sub. . . . .	6-8	56	56	-	-	1	1540 258
	License and Back-Up Lamp Cable, Sub. . . . .	6-8	58	-	-	-	1	1842 998
	License Lamp Cable, Sub. . . . .	8	-	58	58	58	1	1842 997
	Lamp Cable, thru Floor Pan, Sub. . . . .	8	-	58	58	58	1	1498 858
	Fuel Gauge Tank Unit, on Wheelhouse, Sub. . . . .	6-8	58	58	58	58	1	1842 997
	Back-Up Lamp Cable, S22 Est. Wgn. UP TO Body No. 1055 . . . . .	8	-	-	55	-	1	1498 858
	License Lamp and Back-Up Lamp Wiring, in Reinforcement Plate Under Body, Est. Wgn. . . . .	8	-	-	55	55	1	1345 189
<b>8-31-0 HAND BRAKE SIGNAL LAMP</b>								
8-31-2	LAMP, Assembly . . . . .	6-8	57-58	57-58	-	-	1	1770 720
8-31-3	FLASHER, LY1 . . . . .	8	-	-	-	58	1	1841 922
8-31-5	LENS, w/BEZEL, UP TO . . . . .	8	-	-	-	55-56 (1)	1	1605 317
	AFTER . . . . .	8	-	-	-	56 (1)	1	1688 235
	w/BEZEL, C75, C76, LC1, LC2, LC3 . . . . .	8	-	-	57-58	57-58	1	1753 862
	w/BEZEL, w/o Auto Pilot, IM, LY1 . . . . .	8	-	-	-	57-58	1	*1704 687
	LENS, w/Auto Pilot LY1 . . . . .	8	-	-	-	58	1	⊠1885 911
8-31-6	SPACER, Mounting . . . . .	8	-	-	57-58	57-58	1	⊠1753 835
8-31-8	HOUSING . . . . .	8	-	-	57-58	57-58	1	⊠1753 838
	w/Auto Pilot, LY1 . . . . .	8	-	-	-	58	1	⊠1885 989

NOTE 1: C70 approximate serial No. C56-1068, C71 W56-23710, C72 N56-13580, C73 C56-4536.

## 1955-58 PASSENGER CAR PARTS LIST

ELECTRICAL

CODE	PART NAME AND DESCRIPTION	NO. OF CYL.	PLYMOUTH	DODGE	DESOTO	CHRYSLER AND IMPERIAL	PER CAR	PART NUMBER
8-31-10	SWITCH . . . . .	6-8	55-58	55-58	55-58	55	1	1838 957
		8	-	-	-	56	1	1571 542
	C75, C76, LC1, LC2, LC3 . . . . .	8	-	-	-	57-58	1	1753 866
	IM, LY1 . . . . .	8	-	-	-	57-58	1	1753 859
8-31-11	BRACKET, Switch . . . . .	6-8	55-56	55-56	55-56	55-56	1	1622 516
8-31-16	SOCKET, C75, C76, LC1, LC2, LC3 . . . . .	6-8	-	55-58	55-58	56-58 (2)	1	1314 619
	IM-1, LY1 . . . . .	8	-	-	-	56-58 (2)	1	1605 338
<b>8-32-0 HORNS</b>								
8-32-2	HORN, Right, High Note, Sea Shell, except Cal. built . . . . .	6-8	55	55	-	-	1	1305 185
	Left, Low Note, Sea Shell, except Cal. built . . . . .	6-8	55	55	-	-	1	1605 186
	Right, High Note, Sea Shell, except Cal. built . . . . .	6-8	56	-	-	-	1	1627 302
	Left, Low Note, Sea Shell, except Cal. built . . . . .	6-8	55	-	-	-	1	1627 303
	Right, High Note, Sea Shell, (S.W.) . . . . .	6-8	57	-	-	-	1	*1779 480
	Left, Low Note . . . . .	6-8	57	-	-	-	1	*1779 481
	High Note, Right, Sea Shell (A.L.) UP TO . . . . .	6-8	57-58 (3)	-	-	-	1	*1779 471
	Low Note, Left, Sea Shell (A.L.) UP TO . . . . .	6-8	57-58 (3)	-	-	-	1	*1779 472
	Lower, High Note, w/Air Conditioning (A.L.) . . . . .	8	57-58	-	-	-	1	1753 086
	Upper, Low Note, w/Air Conditioning (A.L.) . . . . .	8	57-58	-	-	-	1	1753 087
	Rt., 4 Blade Terminal, (A.L.) LS1, AFTER . . . . .	6-8	58 (3)	58 (3)	58 (3)	-	1	E1842 716
	Left, 4 Blade Terminal, (A.L.) AFTER . . . . .	6-8	58 (3)	58 (3)	58 (3)	-	1	E1842 717
	Right, High Note, Sea Shell, except Cal. built . . . . .	6-8	-	56	-	-	1	1658 821
	Left, Low Note, Sea Shell, except Cal. built . . . . .	6-8	-	56	-	-	1	1658 822
	Low Note, Right, Sea Shell (A.L.) LD1, LD2, LD3, S27, LS1, UP TO . . . . .	6-8	-	57-58 (3)	57-58 (3)	-	1	*1753 092
	High Note, Left, Sea Shell (A.L.) LD1, LD2, LD3, S27, LS1, UP TO . . . . .	6-8	-	57-58 (3)	57-58 (3)	-	1	*1753 093
	Upper, Low Note, Sea Shell, except Cal. built . . . . .	8	-	-	55	-	1	1605 186
	Lower, High Note, Sea Shell, except Cal. built . . . . .	8	-	-	55	-	1	1605 185
	Right, Low Note, Trumpet, except Cal. built, C67, C68, C69 . . . . .	8	-	-	-	55	1	1622 475
	Left, High Note, Trumpet, except Cal. built, C67, C68, C69, UP TO . . . . .	8	-	-	-	55 (1)	1	1622 476
	Upper Left, Low Note, Sea Shell, except Cal. built, C67, C68, C69, AFTER . . . . .	8	-	-	-	55 (1)	1	1605 186
	Lower Left, High Note, Sea Shell, except Cal. built, C67, C68, C69, AFTER . . . . .	8	-	-	-	55 (1)	1	1622 530
	Right, Low Note, Trumpet, except Cal. built, C70, C71, C72, C73 . . . . .	8	-	-	-	55-56	1	1622 484
	Left, High Note, Trumpet, except Cal. built, C70 UP TO . . . . .	8	-	-	-	55 (1)	1	1622 485
	Upper, Low Note, Sea Shell, except Cal. built, C70 AFTER . . . . .	8	-	-	-	55 (1)	1	1627 303
	Lower, High Note, Sea Shell, except Cal. built, C70 AFTER . . . . .	8	-	-	-	55 (1)	1	1626 673
	Upper, Low Note, Sea Shell, except Cal. built . . . . .	8	-	-	-	56	1	1627 303
	Lower, High Note, Sea Shell, except Cal. built . . . . .	8	-	-	-	56	1	1626 673
8-32-3	LAMINATION, Mounting . . . . .	6-8	-	55 (4)	-	-	2	1605 191
	Upper, Low Note, Sea Shell, except Cal. built . . . . .	8	-	-	56	-	1	1627 308
	Lower, High Note, Sea Shell, except Cal. built . . . . .	8	-	-	56	-	1	1627 307
	High Note, Trumpet (S.W.) used as Third Horn on S25, S26, LS2, LS3 . . . . .	8	-	-	57-58	-	1	1753 083
	High Note, Lower Left, Sea Shell (A.L.) IM, used as Third Horn on C75, C76 . . . . .	8	-	-	57	57	1	1753 007
	Low Note, Upper Left, Sea Shell (A.L.) S25, S26 . . . . .	8	-	-	57	57	1	1753 006

## NOTE 1: Ser. No.

C67 - W55-51982

C68 - N55-31836

C69 - C55-7837

C70 - C55-1097

NOTE 2: C71 serial No. W56-35297, w/Std. Trans.

NOTE 3: LP1 Serial No. 13355 Det., LPN-4254 Del., LP1-3927 Evans., LP1-L-1424 L.A., LP2 Serial No. 42343, LP2-21154 Evans., LP2-L-23336 L.A., LD1 Serial No. 3047 Det., LDN-1346 Del., LD2-30716 Det. LD2L-2761 L.A., LD3-16602 Det., LD3-L-2315 L.A., LS1-3409 Det., LS1-L-1470 L.A.

NOTE 4: D55 UP TO serial No. 34935491, D56 UP TO 32220336.

★ Indicates use as required.

Numerals in parentheses ( ) refer to notes.

Printed in U.S.A.

⊘ Indicates parts not listed in any previous parts book.

Prices and specifications subject to change without notice.

Nov. 10, 1958 Supersedes Jan. 30, 1958.

Page 8-60

\* Indicates change or addition.

CODE	PART NAME AND DESCRIPTION	NO. OF CYL.	PLYMOUTH	DODGE	DESOTO	CHRYSLER AND IMPERIAL	PER CAR	PART NUMBER
	High Note, Lower, Jubilee, S25, S26, LS2, LS3, used as Third Horn on C75, C76, LC2, LC3	8	-	-	57-58	57-58	1	1753 023
	Low Note, Trumpet, LC2, LC3, LC3-300, LY1, w/3 Horn System	8	-	-	-	57-58	1	1753 001
	Low Note, Upper, Sea-Shell (S.W.) LS2, LS3, C75, C76, LC1, LC2, LC3	8	-	-	58	57-58	1	*1753 014
	High Note, Lower, Sea-Shell, (S.W.) S25, S26, LS2, LS3, C75, C76, LC1, LC2, LC3	8	-	-	57	57-58	1	*1753 015
	Left, Upper Low Note, Sea Shell, A.L., w/Air Conditioning, LS2, LS3, LC2, LC3, LY1	8	-	-	58	58	1	1753 006
	Right, Lower High Note	8	-	-	58	58	1	1753 007
	Right, w/o Air Conditioning, LS2, LS3 (A.L.)	8	-	-	58	58	1	*1642 631
	Left	8	-	-	58	58	1	*1842 632
8-32-15	BRACKET, Mounting, Right, w/1605 185 and 1627 302 Horns	6-8	55-56	-	-	-	1	1605 501
	Left, w/1605 186 and 1627 303 Horns	6-8	55-56	-	-	-	1	1605 502
	w/Jubilee Horns	6-8	55-56	-	-	-	2	1626 777
	w/Jubilee Horns	6-8	-	55	-	-	2	1642 079
	w/Jubilee Horns	6-8	-	56	-	-	2	1658 491
	To Yoke, w/1622 531, 1627 307 and 1627 308 Horns	8	-	-	55-56	-	1	1622 532
	w/1605 186 Horn	8	-	-	55	-	1	1622 356
	w/Jubilee Horns	8	-	-	55-56	-	1	1326 759
	Right, w/1622 475 and w/1622 484 Horns	8	-	-	-	55-56	1	1622 477
	Left, w/1622 476 Horn	8	-	-	-	55	1	1622 478
	w/1627 303, 1605 186, 1622 530 and 1626 673 Horns	8	-	-	-	55	1	1622 356
	w/1627 066 Horn	8	-	-	-	55	1	1627 069
	Right, w/1648 493 Horn	8	-	-	-	56	1	1648 272
	Left, w/1642 018 Horn	8	-	-	-	56	1	1648 273
	Right (A.L.)	6-8	57-58	-	-	-	1	1779 473
	Left	6-8	57-58	-	-	-	1	1779 474
	w/Air Conditioning, P31-1	8	57-58	-	-	-	1	1753 059
	Rt., w/4 Blade Terminal Horn, A.L.	6-8	58	58	58	58	1	*1842 720
	Right (A.L.) LS1, LC1	6-8	-	57-58	57-58	58	1	1753 100
	Left, LS1, LC1	6-8	-	57-58	57-58	58	1	1753 101
	w/Sea Shell Horn (A.L.) S25, S26	8	-	-	57	-	1	1753 017
	Left, Upper, Jubilee, S25, S26, LS2, LS3, C75, C76	8	-	-	57	57	1	1753 025
	Left, Lower, Jubilee, S25, S26, C75, C76	8	-	-	57	57	1	1753 024
	w/Sea-Shell Horn (S.W.) C75, C76	8	-	-	-	57	1	1753 017
	Lt., w/4 Blade Terminal Horn, w/1842661-2 Horns	8	58	58	58	58	1	1842 721
	Left, w/Sea Shell Horn, LS2, LS3, LC2, LC3, LC3-300	8	-	-	58	58	1	1838 228
	Left, w/Sea Shell Horn, LS2, LS3, w/Air Conditioning, LC2, LC3, w/or w/o Air Conditioning, LC3-300	8	-	-	58	58	1	1838 228
	Left, w/Sea Shell Horn, w/Air Conditioning, LY1	8	-	-	-	58	1	1753 017
	LC3-300, LY1	8	-	-	58	57-58	1	1838 278
	Right, w/Trumpet Horn, LS2, LS3, LC2, LC3, LC3-300, LY1	8	-	-	58	58	1	1838 278
8-32-18	SCREW, Horn Mounting, w/WASHER, w/Dual Horns, w/o Air Conditioning, P30-1, P31-1, S27	6-8	57	57	57	-	2	6006 218
	To Hood Lock Base Plate, LS1, LC1	8	-	58	58	58	4	*6006 218
	Horn Mounting to Striker Bolt Brace	6-8	58	-	-	-	2	6006 218
	Horn Mounting to Yoke, w/Trumpet Horn, LS2, LS3, LC2, LC3, LY1	8	-	-	58	58	3	*6000 218
8-32-22	SPACER, Mounting Plate, w/1605 183 and 1605 184 Horns	6-8	-	55	-	-	4	1089 626

★ Indicates use as required.

Numerals in parentheses ( ) refer to notes.

Printed in U.S.A.

☐ Indicates parts not listed in any previous parts book.

Prices and specifications subject to change without notice.

\* Indicates change or addition.

## 1955-58 PASSENGER CAR PARTS LIST

ELECTRICAL

CODE	PART NAME AND DESCRIPTION	NO. OF CYL.	PLYMOUTH	DODGE	DESOTO	CHRYSLER AND IMPERIAL	PER CAR	PART NUMBER
	LAMINATION or SPACER, w/Jubilee Horns, Cal. only, P26, P27, P30, P31, S21, S22, S25, S26, C67, C68, C69, All, C71, C72, C75, C76 . . . . .	6-8	55-58	57-58	55-58	55-58	★	1626 719
8-32-106	C69, All, C71, C72, C75, C76 . . . . .	6-8	55	57	55-57	55-57	4	1626 719
8-32-108	CLAMP, Horn Terminal Screw (contact) . . . . .	8	-	-	55-56	-	2	1604 046
	ADAPTOR, Horn Terminal (w/Jubilee and S.W. Horns) S25, S26, LS2, LS3 . . . . .	8	-	-	57-58	57-58	2	1753 085
<b>8-33-0</b>	<b>HORN CONTROL</b>							
8-33-4	BAR, Horn Blowing, P26-1, P27-1, P28-1, P29-1 . . . . .	6-8	55-56	-	-	-	1	1615 654
	P30-1, P31-1 . . . . .	6-8	57	-	-	-	1	1736 967
	RING, P26-2, P26-3, P27-2, P27-3, P28-2, P28-3, P29-2, P29-3 . . . . .	6-8	55-56	-	-	-	1	1615 653
	w/Plastic Strg. Wheel, UP TO . . . . .	6-8	55 (1)	-	-	-	1	1613 096
	w/Plastic Strg. Wheel, P28, P29, AFTER . . . . .	6-8	55-56 (1)	-	-	-	1	1631 102
	RING, Horn Blowing, w/ORNAMENT, P30-2, P30-3, P31-2, P31-3 . . . . .	6-8	57	-	-	-	1	1738 214
	w/Plastic Strg. Wheel . . . . .	6-8	57-58	-	-	-	1	1730 958
	BAR, Horn Blowing, LP1-L, LP2-L . . . . .	6-8	58	-	-	-	1	1850 557
	RING, Horn Blowing, LP1-M, LP1-H, LP2-M, LP2-H . . . . .	6-8	58	-	-	-	1	1820 038
		6-8	-	55-56	-	-	1	1637 492
	Prime, w/o Power Strg., D66, D70, D72, LD3-L . . . . .	6-8	-	57-58	-	-	1	1820 166
	w/or w/o Power Strg., D66, D70, w/Plastic Strg. Wheel . . . . .	6-8	-	57	-	-	1	1730 940
	w/Power Strg. . . . .	6-8	-	57	-	-	1	1732 393
	w/or w/o Plastic Strg., Wheel, also w/LD3-H Regal Lancer . . . . .	6-8	-	58	-	-	1	*1828 895
	w/Power Strg., w/PowerFlite and Auto. 3 Speed Trans. . . . .	6-8	-	58	-	-	1	1828 894
	w/PowerFlite, w/Rubber Strg. Wheel . . . . .	8	-	-	55-56	-	1	1614 612
	w/PowerFlite, w/Plastic Strg. Wheel . . . . .	8	-	-	55	-	1	1616 766
	S21, S22, S23, w/Std. Trans. . . . .	8	-	-	56	-	1	1326 748
	C67, C71, w/o PowerFlite . . . . .	8	-	-	-	55-56	1	1326 682
	C67, C71, w/Monotone Strg. Wheel, w/PowerFlite, C68, C69, C70, C72, C73 . . . . .	8	-	-	-	55-56	1	1613 083
	w/Rubber Strg. Wheel and w/Std. Trans., S25, LS1, LS2, C75-1, C76 . . . . .	8	-	-	57-58	57-58	1	1732 390
	LC1 . . . . .	8	-	-	-	58	1	1732 390
	w/PowerFlite and Auto. 3 Speed Trans. S25, S26, LS2, LS3, C75, C76, LC2, LC3 . . . . .	8	-	-	57-58	57-58	1	1732 411
	Used w/Deep Wheel, S25, S26 . . . . .	8	-	-	57-58	-	1	1819 784
	S27 . . . . .	8	-	-	57	-	1	1732 390
	IM-1, LY1 . . . . .	8	-	-	-	57-58	1	1738 191
8-33-5	RETAINER, Horn Blowing Ring . . . . .	6-8	57	-	-	-	1	1673 967
	LD2, LD3 . . . . .	6-8	-	57-58	-	-	1	1675 723
	IM-1, LY1 . . . . .	8	-	-	-	57-58	1	*1730 975
8-33-6	ORNAMENT, Blowing Ring, w/o Power Strg. w/Power Strg. . . . .	6-8	55-56	-	-	-	1	1551 642
	For Ornament used with Plastic Strg. Wheel, See Code 8-33-17 . . . . .	6-8	55	-	-	-	1	----
	w/o Power Strg. . . . .	6-8	58	-	-	-	1	1820 039
	(serviced in cover - Part Type Code 19-30-5) w/o PowerFlite . . . . .	6-8	-	55	-	-	1	----
	w/PowerFlite . . . . .	8	-	-	55-56	-	1	1552 974
	w/PowerFlite, w/Plastic Strg. Wheel . . . . .	8	-	-	55-56	-	1	1614 613
		8	-	-	57-58	-	1	1732 378
	C67, C71, w/o PowerFlite . . . . .	8	-	-	-	55-56	1	1550 382
	C67, C71, w/Monotone Strg. Wheel, w/PowerFlite, C68, All, C72, w/Power Strg. . . . .	8	-	-	-	55-56	1	1613 085
	C67, C69, C70, w/Power Strg. . . . .	8	-	-	-	55-56	1	1613 094

NOTE 1: P26 serial No. 14050878, P27 serial No. 15816531.

★ Indicates use as required.

Numerals in parentheses ( ) refer to notes.

Printed in U.S.A.

☐ Indicates parts not listed in any previous parts book.

Prices and specifications subject to change without notice.

Nov. 10, 1958 Supersedes Jan. 30, 1958.

Page 8-62

\* Indicates change or addition.



CODE	PART NAME AND DESCRIPTION	NO. OF CYL.	PLYMOUTH	DODGE	DESOTO	CHRYSLER AND IMPERIAL	PER CAR	PART NUMBER
	w/Rubber Strg. Wheel and w/Std. Trans., C75-1, C76 . . . . .	8	-	-	-	57	1	*1734 059
	LC1 . . . . .	8	-	-	-	58	1	*1734 059
	w/PowerFlite and Auto. 3 Speed Trans., C75, C76, LC2, LC3 . . . . .	8	-	-	-	57-58	1	1732 384
	C76-300, LC3-300 . . . . .	8	-	-	-	57-58	1	1820 176
8-33-13	RETAINER, Blowing Ring, w/ORNAMENT, w/Plastic Strg. Wheel, w/o Power Strg. . . . .	6-8	57	-	-	-	1	1734 095
	Plastic, w/o Power Strg. . . . .	6-8	58	-	-	-	1	1829 597
	w/o Spring and Plate, w/ORNAMENT, w/Power Strg., w/Plastic Strg. Wheel . . . . .	6-8	57-58	-	-	-	1	*1829 598
	RETAINER, Ring Ornament, w/PowerFlite. . . . .	8	-	-	55-56	-	1	1616 767
	RETAINER, Horn Blowing Ring Ornament, S25, S27, LS1, LS2 . . . . .	8	-	-	57-58	-	1	1732 376
	S25, LS2, w/Plastic Strg. Wheel and Auto. 3 Speed Trans., S26, LS3 . . . . .	8	-	-	57-58	-	1	1736 956
	C67, C71, w/Monotone Strg. Wheel, w/PowerFlite, C68, C69, C70, C72, C73 . . . . .	8	-	-	-	55-56	1	1613 086
	w/PowerFlite and 3 Speed Auto. Trans., C75, C76, LC2, LC3 . . . . .	8	-	-	-	57-58	1	1730 987
8-33-15	SPRING, Ring Ornament Retaining, P26-1, C67, C71, w/o PowerFlite . . . . .	6-8	55-58	-	55-56	55-56	1	1326 406
	w/PLATE . . . . .	6-8	57-58	-	-	-	1	1730 960
	w/PowerFlite. . . . .	8	-	-	55	-	1	1404 394
	w/PLATE, w/PowerFlite . . . . .	8	-	-	55-56	-	1	1616 769
	w/PLATE, S25, S27, LS1, LS2 . . . . .	8	-	-	57-58	-	1	1613 089
	S25, LS2, w/Plastic Strg. Wheel and Auto. 3 Speed Trans., S26, LS3 . . . . .	8	-	-	57-58	-	1	1736 955
	C67, C71, w/Monotone Strg. Wheel, w/PowerFlite, C68, C69, C70, C72, C73 . . . . .	8	-	-	-	55-56	1	1613 089
8-33-16	CUSHION, Ring Ornament. . . . .	6-8	55-58	-	55-56	-	1	1141 458
	C71 . . . . .	8	-	-	-	56	1	1550 380
8-33-17	COVER, Ring, w/ORNAMENT, w/Plastic Strg. Wheel, UP TO . . . . .	6-8	55 (1)	-	-	-	1	1614 620
	P28, P29, AFTER . . . . .	6-8	55-56 (1)	-	-	-	1	1635 254
8-33-19	BASE, Ring Mounting, C67, C71, w/Monotone Strg. Wheel, w/PowerFlite . . . . .	8	-	-	55-56	55-56	1	1613 090
	S25, LS2, C75-1, w/PowerFlite and Auto. 3 Speed Trans. . . . .	8	-	-	57-58	57	1	1613 090
	IM-1, LY1 . . . . .	8	-	-	-	57-58	1	1730 978
8-33-39	BUSHING PACKAGE, Horn Blowing Ring Spacer	6-8	55-58	55-58	55-58	55-58	1	1450 494
8-33-40	SCREW, Ring Spacer Bushing . . . . .	6-8	55-58	55-58	55-58	55-58	3	1325 906
8-33-90	SWITCH, Horn Blowing, C75, C76, LC1, LC2, LC3 . . . . .	6-8	55-58	55-58	55-58	55-58	1	1571 283
	IM, LY1 . . . . .	8	-	-	-	57-58	1	1704 689
8-33-114	CABLE, Horn to Horn Jumper, P30, P31, LP2-L, w/Air Conditioning . . . . .	6-8	57-58	-	-	-	1	1819 371
	LP2-M, LP2-H, w/Air Conditioning, S27 . . . . .	6-8	58	57-58	57-58	-	1	1819 498
8-33-118	CONTACT, Directional Signal Switch Horn, w/Power Strg., C75, C76, LC1, LC2, LC3 . . . . .	6-8	55-58	55-58	55-58	55-58	1	1604 921
	w/CABLE, IM, LY1 . . . . .	8	-	-	-	57-58	1	1819 909
8-33-120	SLEEVE, Horn Contact and Directional Signal Cancelling Switch Actuating, IM, LY1 . . . . .	8	-	-	-	57-58	1	1770 498
8-33-121	RING, Horn Contact, w/Feed Cable, w/Power Strg. . . . .	6-8	55	55	55	55	1	1605 266
	w/18 Gauge Wire . . . . .	6-8	56-57	56-57	56-57	56-57	1	1642 310
	w/14 Gauge Wire, LC1, LC2, LC3 . . . . .	6-8	57-58	57-58	57-58	57-58	1	1819 841
8-33-135	INSULATION, Horn Cable Terminal . . . . .	6-8	58	58	58	58	★	1770 402
8-33-164	RELAY, Horn, C67, C68, C69 . . . . .	6-8	55	55	55	55	1	1595 341
	S25, S26, C70, C75, C76, IM . . . . .	6-8	56	56	56-57	55-57	1	1626 929
	LS2, LS3, LC1, LC2, LC3, LY1 . . . . .	8	-	-	58	58	1	*1843 490
8-33-165	SCREW, Relay Mounting, S25, S26, LS2, LS3, C75, C76, LC2, LC3, IM, LY1 . . . . .	6-8	55-56	55-56	55-58	55-58	2	6006 119

NOTE 1: P26 serial No. 14050878, P27 serial No. 15816531.

★ Indicates use as required.

Numerals in parentheses ( ) refer to notes.

Printed in U.S.A.

□ Indicates parts not listed in any previous parts book.

Prices and specifications subject to change without notice.

\* Indicates change or addition.

Page 8-63

Nov. 10, 1958 Supersedes Jan. 30, 1958.

# 1955-58 PASSENGER CAR PARTS LIST

ELECTRICAL

CODE	PART NAME AND DESCRIPTION	NO. OF CYL.	PLYMOUTH	DODGE	DESOTO	CHRYSLER AND IMPERIAL	PER CAR	PART NUMBER
<b>8-34-0 HEADLAMP</b>								
8-34-1	HEADLAMP . . . . .	6-8	55	55	-	-	2	1648 498
	Right, 2 Headlamp Type . . . . .	6-8	56	-	-	-	2	1648 502
	Left . . . . .	6-8	57	57	-	-	1	1648 502
	Right, 2 Headlamp Operation, Riteway Shift, Export, w/Inner Lens marked "IX" . . . . .	6-8	57	57	-	-	1	1770 818
	Left . . . . .	6-8	58	-	-	-	1	1842 692
	2 Headlamp Type, IM . . . . .	8	58	-	-	-	1	1842 693
	Right . . . . .	8	-	-	-	57	2	*1648 498
	AFTER . . . . .	8	-	-	55 (1)	55	2	1641 517
	2 Headlamp Type, S27 . . . . .	8	-	56	56	56	2	1648 498
	Right, 2 Headlamp Type, S25, S26, C75, C76 . . . . .	6-8	-	56	56	56	2	1648 144
	Left, S25, S26, C75, C76 . . . . .	8	-	-	57	-	2	1648 144
	Right, AFTER . . . . .	8	-	-	57	57	1	1704 978
	2 Headlamp Type, C70, IM . . . . .	8	-	-	-	55	1	*1648 498
	Right, Dual, S25, S26, LS2, LS3, LC2, LC3, LY1, 4 Headlamp Type . . . . .	8	-	-	-	55-57	2	1648 502
	Left . . . . .	8	-	-	57-58	57-58	1	1753 473
	Left Way Shift, Export . . . . .	8	-	-	57-58	57-58	1	1753 474
	Left Way Shift, C67, C68, C69, Export . . . . .	6-8	55	55	-	-	2	1648 504
	Left Way Shift, Export . . . . .	8	-	-	55	55	2	1648 504
	Left Way Shift, C70, 12 Volt, Export . . . . .	8	-	-	56	56	2	1648 148
	Right, Left Way Shift, 2 Headlamp Type, Export, IM . . . . .	6-8	56	-	-	55	2	1648 507
	Left, IM . . . . .	6-8	57	57	-	57	1	1648 507
	Right . . . . .	6-8	57	57	-	57	1	1770 857
	Left . . . . .	6-8	58	-	-	-	1	1838 902
	Right, Left Way Shift, Export . . . . .	6-8	58	-	-	-	1	1838 901
	Left, Left Way Switch, Export . . . . .	6-8	58	-	-	-	1	1841 778
	Left Way Shift, Export, S27 . . . . .	8	-	-	57	-	2	1841 779
	Right, Left Way Shift, Export, S25, S26, C75, C76 . . . . .	8	-	-	57	57	1	1648 148
	Left, S25, S26, C75, C76 . . . . .	8	-	-	57	57	1	1770 860
	Right, w/High Beam, LS1, LS3, LC1, LC3, LY1 . . . . .	6-8	-	58	58	58	1	1770 861
	Left . . . . .	6-8	-	58	58	58	1	1779 381
	Right, w/High-Low Beam, LS1, LS3, LC1, LC3, LY1 . . . . .	6-8	-	58	58	58	1	1779 382
	Left . . . . .	6-8	-	58	58	58	1	1779 393
	Right, w/High-Low Beam, Left Way Shift, Export, LD1, LD3-H, 4 D., LD3, LS1, LC1 . . . . .	6-8	-	58	58	58	1	1779 394
	Left . . . . .	6-8	-	58	58	58	1	*1841 789
	Right, w/High Beam, Complete, 2 Way Operating Lamp, Export, LS1, LC1 . . . . .	6-8	-	58	58	58	1	1841 790
	Left . . . . .	6-8	-	58	58	58	1	1842 699
	Right, Left Way Shift, Export, LS2, LS3, LC2, LC3, LY1 . . . . .	8	-	-	58	58	1	1842 700
	Left . . . . .	8	-	-	58	58	1	1841 776
	Right, 2 Headlamp Operation, Riteway Shift, Export, LS2, LS3, LC2, LC3 . . . . .	8	-	-	58	58	1	1841 777
	Left . . . . .	8	-	-	58	58	1	1842 705
	Right, 2 Headlamp Operation, Left Way Shift, Export, LS2, LS3, LC2, LC3, LY1 . . . . .	8	-	-	58	58	1	1842 706
	Left . . . . .	8	-	-	58	58	1	1842 710
8-34-15	GASKET, Mounting, LD2, LD3, S27, LS1, C71, C72, C73 . . . . .	8	-	-	58	58	1	1842 711
8-34-33	SHELL, w/Bulb Mounting Seat . . . . .	6-8	55-56	55-58	55-58	55-56	2	1658 672
	2 Headlamp Type, IM . . . . .	6-8	55-56	55	55	55	2	1626 512
	2 Headlamp Type, S27 . . . . .	6-8	57	57	-	57	2	1626 512
	2 Headlamp Type, S25, S26, C75, C76 . . . . .	6-8	-	56	56-57	56	2	1648 139
8-34-36	ANCHOR, Shell Spring, LD1, LD2, LD3-L, LS1, LS2, LC1, LC2, LY1-L . . . . .	8	-	-	57	57	2	1704 971
		6-8	55-57	55-58	55-58	55-58	2	1345 574

NOTE 1: S21 serial No. 50361252, S22 serial No. 55252420.

CODE	PART NAME AND DESCRIPTION	NO. OF CYL.	PLYMOUTH	DODGE	DESOTO	CHRYSLER AND IMPERIAL	PER CAR	PART NUMBER
8-34-40	DOOR, Right, Prime, P26, P27, Plaza and Savoy, P28-1, P29-1, Plaza . . . . .	6-8	55-56	-	-	-	1	1604 796
	Left, P26, P27, Plaza and Savoy, P28-1, P29-1, Plaza . . . . .	6-8	55-56	-	-	-	1	1604 797
	Right, Chrome, Belvedere and Savoy . . . . .	6-8	55-56	-	-	-	1	1604 317
	Left . . . . .	6-8	55-56	-	-	-	1	1604 318
	Parking and Signal Lamp Assembly, Right . . . . .	6-8	57	-	-	-	1	1689 847
	Left . . . . .	6-8	57	-	-	-	1	1689 848
	Right . . . . .	6-8	58	-	-	-	1	1832 016
	Left . . . . .	6-8	58	-	-	-	1	1832 017
	w/Clip, D55-1, D55-2, D56 . . . . .	6-8	-	55	-	-	2	1595 137
	Right, D55-2, 4 D. Sub., D55-3 . . . . .	8	-	55	-	-	1	1595 086
	Left, D55-2, 4 D. Sub., D55-3 . . . . .	8	-	55	-	-	1	1595 087
	Chrome, D62-2, D63-2, except Sub., D63-1, D63-2. . . . .	6-8	-	56	-	-	2	1642 090
	Prime, D62-2, 2 D. Sub., D63-2 Sub., D63-3 . . . . .	6-8	-	56	-	-	2	1641 730
	Door, Headlamp, w/Parking Lamp Assembly, Right, Chrome, D67-2, D71 . . . . .	8	-	57	-	-	1	1753 446
	Left, Chrome, D67-2, D71 . . . . .	8	-	57	-	-	1	1753 447
	Right, w/o Parking Lamp, Chrome, D67-2, D71 . . . . .	8	-	57	-	-	1	1753 442
	Left, w/o Parking Lamp, Chrome, D67-2, D71 . . . . .	8	-	57	-	-	1	1753 443
	Right, w/o Parking Lamp, Prime . . . . .	6-8	-	57	-	-	1	1689 882
	Left, w/o Parking Lamp, Prime . . . . .	6-8	-	57	-	-	1	1689 883
	Right, UP TO . . . . .	6-8	-	58 (3)	-	-	1	*1832 036
	Left, UP TO . . . . .	6-8	-	58 (3)	-	-	1	*1832 037
	Right, AFTER . . . . .	6-8	-	58 (3)	-	-	1	1832 680
	Left, AFTER . . . . .	6-8	-	58 (3)	-	-	1	1832 681
	Chrome, S23, C71 . . . . .	8	-	-	55	56	2	1594 631
	Right, S25, S26, w/2 Headlamps . . . . .	8	-	-	57	-	1	1704 901
	Left, S25, S26, w/2 Headlamps . . . . .	8	-	-	57	-	1	1704 902
	Right, S27 . . . . .	8	-	-	57	-	1	1770 930
	Left, S27 . . . . .	8	-	-	57	-	1	1770 931
	Prime, S24, C70, C72, C73 . . . . .	8	-	-	56	56	2	1642 107
	w/Clip . . . . .	8	-	-	-	55	2	1594 491
	Right, C75, C76 . . . . .	8	-	-	-	57	1	1704 963
	Left, C75, C76 . . . . .	8	-	-	-	57	1	1704 964
	Right, w/4 Headlamps, S25, S26, LS2, LS3, C75, C76, LC1, LC2, LC3 . . . . .	8	-	-	57-58	57-58	1	*1770 768
	Left, w/4 Headlamps, S25, S26, LS2, LS3, C75, C76, LC1, LC2, LC3 . . . . .	8	-	-	57-58	57-58	1	*1770 769
	w/2 Headlamps, IM . . . . .	8	-	-	-	57	2	1704 954
	4 Headlamp Type, IM UP TO . . . . .	8	-	-	-	57 (1)	2	1753 459
	4 Headlamp Type, IM AFTER, LY1 . . . . .	8	-	-	-	57-58 (1)	2	1841 387
	Right, LS1 . . . . .	8	-	-	58	-	1	1832 116
	Left, LS1 . . . . .	8	-	-	58	-	1	1832 117
	Right, LC1, Door Only . . . . .	8	-	-	-	58	1	1832 076
	Left, LC1 . . . . .	8	-	-	-	58	1	1832 077
8-34-41	PLATE, Headlamp Door Trim . . . . .	8	-	-	-	57-58	2	1841 386
8-34-49	BRACKET, Front Fender Headlamp Plate to Door, UP TO . . . . .	8	-	58 (3)	-	-	6	*1754 488
8-34-51	NUT, Headlamp Door Mounting Screw, Plastic, LS1, LC1, UP TO . . . . .	6-8	55-58	57-58 (3)	58	58	★	*6010 082
	AFTER . . . . .	6-8	-	58 (3)	-	-	4	6010 175
	Front Fender Headlamp Bezel Side Mounting Bracket . . . . .	6-8	57-58	-	-	-	★	6010 077
	Headlamp Door to Plate, LS1 . . . . .	8	-	58	58	-	2	6010 154
8-34-82	RING, Headlamp Door, B. E. . . . .	8	-	-	55	-	2	1604 076
	Chrome, D62-2, D63-2, Sub., D63-3 . . . . .	6-8	-	56	-	-	2	1641 732
	S24, C70, C72, C73 . . . . .	8	-	-	56	56	2	1642 103
8-34-96	SCREW, Door Mounting, Lower, UP TO . . . . .	6-8	55 (2)	-	-	-	4	1540 358
	Upper, AFTER . . . . .	6-8	55 (2)	-	-	-	4	1648 732
	Upper and Side . . . . .	6-8	56	-	-	-	4	1648 732
	Lower, AFTER . . . . .	6-8	55-56 (2)	-	-	-	4	1648 731

NOTE 1: IM Serial No. C57-15148.

NOTE 2: Serial No. P26, 14034460, P27-1, 15808838, P28, P29.

NOTE 3: LD1 Eng. No. 5028, LD2 Eng. No. 47113, LD3 Eng. No. 24708, LD2-L-7985, LD3-L-6596 Lt., LD2-L-8073, LD3-L-6643 Rt.

★ Indicates use as required.

Numerals in parentheses ( ) refer to notes.

Printed in U.S.A.

‡ Indicates parts not listed in any previous parts book.

Prices and specifications subject to change without notice.

\* Indicates change or addition.

# 1955-58 PASSENGER CAR PARTS LIST

ELECTRICAL

CODE	PART NAME AND DESCRIPTION	NO. OF CYL.	PLYMOUTH	DODGE	DESOTO	CHRYSLER AND IMPERIAL	PER CAR	PART NUMBER
	Headlamp Door and Parking Lamp Mounting . . . . .	6-8	57-58	-	-	-	4	6010 096
	Lower . . . . .	6-8	57-58	-	-	-	2	936 733
	Headlamp Door Attaching . . . . .	6-8	58	-	-	-	8	6010 061
		8	-	56	-	-	4	1594 537
	Lower . . . . .	6-8	-	57	-	-	2	882 569
	Front Fender Headlamp Door Mounting, Lower . . . . .	6-8	-	58 (6)	-	-	4	1753 437
	STUD . . . . .	8	-	-	55	-	6	1658 471
	Door Ring Mounting . . . . .	8	-	-	55	-	6	1370 401
	SCREW, Door Mounting, Upper, S23, C71 . . . . .	8	-	-	56	56	2	1244 690
	Lower, S23, C71 . . . . .	8	-	-	56	56	2	6010 099
	Upper, S24, C70, C72, C73 . . . . .	8	-	-	56	56	2	1440 135
	S27 . . . . .	8	-	-	57	-	4	6010 099
	Door Mounting . . . . .	8	-	-	-	55 (3)	2	6010 099
		8	-	-	-	55 (4)	2	1244 690
		8	-	-	-	55 (1)	2	1648 720
	Retaining Ring, except C70 . . . . .	6-8	55-56	55-56	55-56	55-56	6	1658 669
	Door Mounting, w/2 Headlamps, IM . . . . .	8	-	-	-	57	6	1770 815
	Screw, 2 Headlamp Type, S25, S26, C75, C76 . . . . .	8	-	-	57	57	8	274 289
	Screw, Mounting, Lower, No. 8 - 32 x 3/4", C70, C72, C73 . . . . .	8	-	-	56	56	2	186 575
		8	-	-	-	55 (3)	2	6010 099
	Screw, Upper, UP TO . . . . .	6-8	55-56 (2)	-	-	-	4	186 575
	Screw, Headlamp Plate Yoke, LS1 . . . . .	8	-	-	58	-	2	6010 019
	Door Mounting, LC1 . . . . .	8	-	-	-	58	4	6010 099
8-34-105	CLIP, Front Fender to Headlamp Door Mounting . . . . .	6-8	-	55	-	-	2	1595 339
		8	-	-	-	55	2	1595 344
	Door to Frame Mounting, w/4 Headlamps, IM, LY1 . . . . .	8	-	-	-	57-58	2	1753 507
8-34-175	UNIT, Sealed Beam, All Glass, 6 Volt, except C70 . . . . .	6-8	55	55	55	55	2	1648 132
	All Glass, Electronic Type, Left Way Shift, 6 Volt, Except C70, Export . . . . .	6-8	55	55	55	55	2	1648 134
	All Glass, Electronic Type, Left Way Shift, Export, D63 . . . . .	6-8	56-57	56-57	56-57	56-57	2	1648 135
	Left Way Shift, Export, C70 . . . . .	8	-	-	-	55	1	1648 135
	C70, 12 Volt . . . . .	8	-	-	-	55	2	1498 907
	All Glass, 2 Headlamp Type, 12 Volt, C70 . . . . .	6-8	56-57	56-57	56-57	56-57	2	1648 133
	All Glass, 12 Volt, C70 . . . . .	8	-	-	-	55	1	1648 133
	Inner, High Beam, S25, S26, w/4 Headlamps . . . . .	6-8	58	58	57-58	57-58	2	1753 435
	Outer, High and Low Beam, S25, S26, w/4 Headlamps . . . . .	6-8	58	58	57-58	57-58	2	1753 436
	High-Low Beam, Left Way Shift, Export . . . . .	6-8	58	58	58	58	2	1841 775
	High Beam, Left Way Shift, w/2 Headlamp Operation, Export . . . . .	6-8	58	58	58	58	2	1842 211
8-34-177	SPRING, Sealed Beam Unit Mounting Seat . . . . .	6-8	55-57	55-57	55-57	55-57	2	854 798
	LS1, LC1 . . . . .	6-8	58	58	58	58	4	1779 405
8-34-178	SCREW, Sealed Beam Unit Mounting Seat Adjusting, except C70 (thd. lgth. 1 3/16") . . . . .	6-8	55-57	55-57	55-57	55-57	4	1658 660
	w/4 Headlamps, S25, S26, C76, IM . . . . .	6-8	58	58	57-58	57-58	8	1753 482
8-34-179	NUT, Adjusting Screw, w/BRACKET . . . . .	6-8	55-57	55-57	55-57	55-57	4	1658 663
8-34-180	RING, Headlamp Sealed Beam Unit Retaining, IM S25, S26, C75, C76 . . . . .	6-8	55-57	55-57	55-57	55-57	2	1626 539
		8	-	-	57	57	2	1753 449
	w/4 Headlamps, LS2, LS3, LC2, LC3, LY1 . . . . .	8	-	-	-	57	4	1753 476
	LS1, LC1 . . . . .	6-8	58	58	58	58	4	1779 406
	Screw . . . . .	6-8	58	58	58	58	12	224 549
8-34-182	SCREW, Sealed Beam Unit Retaining Ring . . . . .	6-8	57	57	57	57	6	1658 669
8-34-185	PLATE, Headlamp Adapter, w/4 Headlamps, S25, S26, C75, C76, see Note 2, LS2, LC2 . . . . .	8	-	-	57-58 (5)	57-58 (5)	1	1819 669
8-34-220	CABLE, w/SOCKET . . . . .	6-8	55	55	55	55	2	1626 508
	Right, S25, S26 . . . . .	6-8	57	-	57	-	1	1779 344
	Left . . . . .	6-8	57	-	57	-	1	1779 345

NOTE 1: C67 after serial No. W55-16929, C68 after N55-40414, C69 after C55-10370, C70 after C55-1102.

NOTE 2: Serial No. P26, 14034460, P27-1, 15808838, P28, P29.

NOTE 3: C67 up to serial No. W55-16929, C68 up to N55-10476, C69 up to C55-2483.

NOTE 4: C67 from serial No. W55-16929 to W55-69432, C68 from N55-10476 to N55-40414, C69 from C55-2483 to 10370, C70 up to C55-1102.

NOTE 5: For use with dealer installed headlamps.

NOTE 6: LD1 AFTER Engine No. 5028, LD2 After Engine No. 47113, LD3 After Engine No. 24708.

\* Indicates use as required.

Numerals in parentheses ( ) refer to notes.

Printed in U.S.A.

⊠ Indicates parts not listed in any previous parts book.

Prices and specifications subject to change without notice.

Nov. 10, 1958 Supersedes Jan. 30, 1958.

\* Indicates change or addition.

CODE	PART NAME AND DESCRIPTION	NO. OF CYL.	PLYMOUTH	DODGE	DESOTO	CHRYSLER AND IMPERIAL	PER CAR	PART NUMBER
	w/CONNECTOR, w/2 Headlamps, P31 . . . . .	6-8	57	56-57	56-57	56-57	2	1627 318
	Right, w/4 Headlamps, S25, S26, LS2, LS3, LC2, LC3, LY1 . . . . .	8	-	-	57-58	57-58	1	1753 492
	Left, S25, S26, LS2, LS3, LC2, LC3, LY1 . . . . .	8	-	-	57-58	57-58	1	1753 493
	Right, High-Low Beam, LS1, LC1 . . . . .	6-8	-	58	58	58	1	1779 401
	Left . . . . .	6-8	-	58	58	-	1	1779 402
	High Beam, LS1, LC1 . . . . .	6-8	-	58	58	58	2	1779 388
	w/CONNECTOR, High Beam, w/2 Headlamp Operation, Export, LS1, LC1 . . . . .	6-8	-	58	58	58	2	1842 697
	w/CONNECTOR, High Beam, w/2 Headlamp Operation, Export, LS2, LS3, LC2, LC3 . . . . .	8	-	-	58	58	2	1842 703
	Left, LC1 . . . . .	8	-	-	-	58	1	1842 677
8-34-238	CONNECTOR, Sealed Beam Unit . . . . .	6-8	55-58	55-57	55-57	55-57	2	1604 075
8-34-241	TERMINAL, Sealed Beam Unit . . . . .	6-8	55-58	55-57	55-57	55-57	★	1595 322
		6-8	58	-	-	-	4	1819 720
8-34-362	HOUSING, Front Fender Headlamp, Right, 2 Headlamp Type, IM . . . . .	8	-	-	-	57	1	1624 544
	Left, IM . . . . .	8	-	-	-	57	1	1624 545
	Right, 4 Headlamp Type, IM . . . . .	8	-	-	-	57	1	*1686 488
	Left, IM . . . . .	8	-	-	-	57	1	*1686 489
	Frame, Right, LY1 . . . . .	8	-	-	-	58	1	1832 250
	Left . . . . .	8	-	-	-	58	1	1832 251
<b>8-35-0 IGNITION COIL, SWITCH AND LOCK CYLINDER</b>								
8-35-3	PACKAGE, Coil and Primary Resistor, C67, C68, C69 . . . . .	8	-	-	-	55	1	1818 840
		6-8	55	55	55	-	1	1818 837
	C68, C69, Export . . . . .	8	-	-	-	55	1	1818 837
	C70, 12 volt, UP TO . . . . .	8	-	-	-	55	1	1843 324
8-35-4	COIL, Ignition, Domestic, C70, 12 volt, AFTER	8	-	-	-	55 (1)	1	1688 212
		6	56-58	56-58	-	-	1	1688 210
	P30 Taxi . . . . .	6-8	56-58	56-58	56-58	56-58	1	1688 212
	LD1 Taxi UP TO Serial No. 2846 . . . . .	6	-	58	-	-	1	*1688 210
	LD1 Taxi AFTER Serial No. 2846 . . . . .	6	-	58	-	-	1	*1688 212
8-35-22	RESISTOR, Coil Primary, P31 UP TO	8	56-57 (2)	56-57	56-57	56-58	1	1689 336
	P31 AFTER . . . . .	8	57-58 (2)	58	58	-	1	1842 548
8-35-41	BRACKET, Ignition Coil Mounting . . . . .	8	-	55	-	-	1	1570 867
		8	-	-	55	-	1	1626 698
	S24, C67 UP TO Engine No. WE-4320 . . . . .	8	-	-	-	55	1	1626 698
	For Coil and Cables. . . . .	6	55-56	55-56	-	-	1	1604 161
		6	57	57	-	-	1	1770 713
		6	58	58	-	-	1	1604 161
	On Coil . . . . .	6-8	56-57	56-57	56-57	56-57	1	1688 207
		6	58	58	-	-	1	1842 000
		8	58	58	58	58	1	1688 207
	S24 Adventurer . . . . .	8	-	-	56	-	1	1732 615
	C68, C69, C70 . . . . .	8	-	-	-	55	1	1570 826
	C68-300, C72-300 . . . . .	8	-	-	-	55-56	1	1637 543
	LP2 Fury, w/318 cu. inch Engine . . . . .	8	58	-	-	-	1	1828 100
	w/Fuel Injection, LP2 Fury, LD2-500, LD3-500, LS3 Adventurer . . . . .	8	58	58	58	-	1	1851 754
	LD3, LS1, LS2, LS3, w/Air Conditioning . . . . .	8	-	58 (3)	58 (3)	-	1	*1855 495
8-35-44	SPACER, Intake Manifold to Coil Bracket, UP TO . . . . .	8	56-57 (2)	-	-	-	1	1670 381
	AFTER . . . . .	8	57 (2)	-	-	-	1	1828 225
		8	58	-	-	-	1	1828 225
8-35-59	SWITCH, Starter and Ignition . . . . .	6-8	55	55	55	55	1	1495 886
	C75-1, C76-300, w/Standard Trans. . . . .	6-8	56	56-58	56	56-57	1	*1642 495
		6-8	57	-	57	-	1	1642 495
	w/Auto. 3 Speed Trans., LD1 . . . . .	6-8	-	57-58	-	57-58	1	1770 040
	w/Auto. 3 Speed Trans., LD2, LD3 . . . . .	8	-	58	-	-	1	1841 065
		6-8	58	-	-	-	1	*1838 984
8-35-60	SCREW, Starter and Ignition Switch Mounting, w/WASHER . . . . .	6-8	55-57	-	-	-	1	1595 051
	w/WASHER . . . . .	8	-	-	55-58	-	1	1595 050
8-35-78	PLATE, Ignition Switch Mounting . . . . .	8	-	-	-	55-56	1	1575 960

NOTE 1: Engine No. CE55-8526; Standard equipment with 8.5 to 1 compression ratio, special equipment with 6.5 to 1 and 7.5 to 1 compression ratio.

NOTE 2: P31 Engine No. 389587.

NOTE 3: LD3, LS1, AFTER Eng. No. L-350-44181, LS2, LS3, After Eng. No. L360-31986.

★ Indicates use as required.

Numerals in parentheses ( ) refer to notes.

Printed in U.S.A.

⊞ Indicates parts not listed in any previous parts book.

Prices and specifications subject to change without notice.

\* Indicates change or addition.

Page 8-67

Nov. 10, 1958 Supersedes Jan. 30, 1958.

# 1955-58 PASSENGER CAR PARTS LIST

ELECTRICAL

CODE	PART NAME AND DESCRIPTION	NO. OF CYL.	PLYMOUTH	DODGE	DESOTO	CHRYSLER AND IMPERIAL	PER CAR	PART NUMBER
8-35-85	RING, Ignition Switch Retainer . . . . .	6-8	55-57	-	-	-	1	1622 119
		6-8	58	-	-	-	1	1819 440
		6-8	-	55	-	-	1	1473 767
		6-8	-	57	-	-	1	1704 681
		8	-	-	55-56	-	1	1595 291
		8	-	-	57-58 (1)	-	1	*1704 771
		8	-	-	58 (1)	-	1	1819 467
		8	-	-	58	-	1	1886 565
		8	-	-	-	57-58	1	1685 199
8	-	-	-	57-58	1	1772 481		
8-35-95	RETAINER, Ignition Switch . . . . .	6-8	55-57	-	-	-	1	1473 768
		6-8	-	57-58	-	-	1	1704 682
8-35-111	CYLINDER PACKAGE, Ignition and Door Lock, except Est. Wgn. . . . .	6-8	55	55	55	55	1	1315 511
		6-8	56	56	56	56	1	1685 060
		6-8	56	56	56	56	★	1649 536
		6-8	57-58	-	-	-	1	1698 638
		6-8	-	57-58	-	-	1	1839 207
		6-8	-	57-58	57-58	57-58	1	1698 986
		8	-	-	-	57	1	1698 668
8-35-115	CYLINDER, Ignition Lock, w/KEYS, except C70 . . . . .	6-8	55	55	55	55	★	1297 756
		6-8	56-58	56-58	56-58	56-58	★	1649 639
8-35-122	KEY, Ignition and Door Lock Cylinder, Blank . . . . .	6-8	55	55	55	55	★	1309 149
		6-8	56-58	56-58	56-58	56-58	★	1649 628

## 8-36-0 IGNITION WIRING AND SPARK PLUGS

8-36-1	CABLE SET, Ignition . . . . .	6	55-58	55-58	-	-	1	1692 601
		8	55	55	-	55	1	1643 231
		8	56	56	-	56	1	1752 312
		8	-	55	55-57	55-58	1	1752 311
		8	58	58	58	-	1	*1843 291
8-36-4	BRACKET, Spark Plug Wire, P27, D55-1, D55-2, C71 . . . . .	8	55-56	55-56	-	56	2	1670 498
		8	56	55-57	-	55-56	1	1554 042
		8	56	55-57	-	55-56	1	1554 041
		8	57-58	57	57	-	2	1739 355
		8	-	-	55-57	-	2	1554 040
		8	-	-	-	57-58	1	1738 030
		8	-	-	-	57-58	1	1738 586
		8	58	58	58	-	2	1851 523
		8	58	-	58	-	1	1851 778
		8	-	58	58	-	1	1851 707
		8	-	-	-	57-58	2	1822 018
		8	-	-	-	55-58	2	1554 156
		8	-	55	-	-	2	1328 367
		8	56	56-57	-	-	1	1615 906
		8	56	56-57	-	-	1	1616 232
8-36-14	GUIDE, Ignition Cable Cover Wire No. 1 and 2, D55-3, D500, C68, C69, C70, C72, C73, C76, LC3, IM, LY1 . . . . .	8	-	55	-	55-58	2	1554 043
		8	56	57	55-56	-	2	1328 354
		8	-	55-57	55-57	55-58	6	1483 579
		8	-	58	58	-	1	*1841 499
		8	55-58	55-58	55-58	55-58	★	1109 243
8-36-46	CABLE, Ignition (100 ft. roll) . . . . .	6-8	55-56	55-56	55-56	55-56	★	1326 168

NOTE 1: LS1 Serial No. 7087 Det. Blt, LS1-1596 L.A. Buil.

★ Indicates use as required.

Numerals in parentheses ( ) refer to notes.

Printed in U.S.A.

□ Indicates parts not listed in any previous parts book.

Prices and specifications subject to change without notice.

Nov. 10, 1958 Supersedes Jan. 30, 1958.

\* Indicates change or addition.

CODE	PART NAME AND DESCRIPTION	NO. OF CYL.	PLYMOUTH	DODGE	DESOTO	CHRYSLER AND IMPERIAL	PER CAR	PART NUMBER
8-36-47	SLEEVE, Coil Secondary Cable . . . . .	6-8	55-58	55-58	55-58	55-58	1	1665 085
8-36-48	WASHER, Coil Secondary Cable . . . . .	6-8	55-56	55-56	55-56	55-56	1	1345 632
8-36-55	TERMINAL, Coil Secondary Cable . . . . .	6-8	55-58	55-58	55-58	55-58	2	676 872
8-36-83	CABLE, Spark Plug, Assembly, 24 1/2" long. 32" long, LD2, S27, C71, C75, LC1, LC2 . . . . .	6 8	56-57 56-58	56-57 56-58	- 57	- 56-58	★ ★	1660 992 1688 364
8-36-95	TERMINAL, Spark Plug Cable . . . . .	6	55	55	-	-	6	1122 042
	C71 . . . . .	6	56-58	56-58	-	-	6	1661 017
	TERMINAL, Distributor End . . . . .	8	55-58	55-58	55-58	55-58	8	1383 967
8-36-96	TERMINAL, Distributor End . . . . .	6-8	55-58	55-58	55-58	55-58	★	676 872
	NIPPLE, Spark Plug Cable Terminal Distributor End, Plastic . . . . .	8	56-57	56-57	56-57	56-57	★	1658 838
	Coil End . . . . .	6-8	56-57	56-57	56-57	56-57	1	1662 294
	Dist. End . . . . .	8	57-58	57-58	57-58	57-58	8	1658 838
8-36-114	SPARK PLUG, AR80 (resistor) S22, C67. . . . .	6-8	55-56	55-56	55	55	★	1658 844
	Export, Low Compression Engine, AR-80 . . . . .	6	57-58	58	-	-	6	1658 844
	AR-51, P30, LP1, D72, LD1, S21 (resistor) . . . . .	6-8	57-58	57-58	55	-	★	1568 039
	AR-52, C71 (power tip-resistor) . . . . .	8	56-58	56	56	56	8	1658 850
	4GS-150, C68, C69, C70 (resistor) . . . . .	8	-	-	-	55-56 (2)	8	1540 373
	AGR-51, C68, C69, C70 (resistor) . . . . .	8	-	-	-	55 (1)	8	1568 040
	AGR-42, LD2, C70, C72, C73, C76, LC3, IM, LY1 (power tip - resistor) . . . . .	8	-	58	-	56-58	8	1658 852
	AGR41, C68-300, C72-300 (resistor) . . . . .	8	-	-	-	55-56	8	1658 910
	AR-52, C75. . . . .	8	-	57	57	57-58 (3)	8	*1658 850
	w/GASKET, Export . . . . .	6	55-57	57	-	-	6	1406 647
	w/GASKET, P29 Fury, D63-500, S24 Adventurer, 4S-250 (resistor) . . . . .	8	56	56	56	-	8	1565 337
	High Speed or Racing, AGR-31, C72-300 (resistor) . . . . .	8	-	-	-	56	8	1648 989
	Export, Low Compression Engines, AR-82, LP2, C71 (power tip - resistor) . . . . .	8	56-58	56	56	56	8	1658 843
	Export, Low Compression Engines, AGR-52, C70, C72, C73, C76, LC3, IM, LY1 (power tip - resistor) . . . . .	8	-	-	-	56-58	8	1689 073
	High Speed, AGR-32, C76-300, LC3-300 . . . . .	8	-	-	-	57-58	8	1689 297
	Export, Low Compression Engine, AR-52, LD3, S25, S26, C75, LC1, LC2 . . . . .	8	-	57-58	57-58	57-58	8	1658 850
	AR-51, Cold Plug . . . . .	6	56	56	-	-	6	1568 039
	AR-42, Cold Plug, C71, C75 . . . . .	8	56	56	56	56	8	*1658 851
	AR-42, LD3, LC1, LC2 . . . . .	8	58	58	58	58 (4)	8	*1658 851
	AR-82, Power Tip, Resistor, Hot Plug for High Altitude or Inferior Gas . . . . .	8	56	56	56	56	8	1658 843
	AR-32, for High Speed, D500 also D66, D67, D70, D71, LD2-D500, LD3-500, w/Power Pack, S24, S26, Adventurer, LS3 Adventurer . . . . .	8	-	56-58	57-58	-	8	*1753 672
	AGR-32, Cold Plug, C70, C72, C73 . . . . .	8	-	-	-	56	8	1689 297
	AGR-52, Hot Plug, C70, C72, C73 . . . . .	8	-	-	-	56	8	1689 073
	AGR-2, for High Speed, w/ 10 to 1 Compression, LC3-300, also w/Fuel Injection . . . . .	8	-	-	-	58	8	*1841 500
	Normal Usage, AGR-32, LC3-300, w/Fuel Injection . . . . .	8	-	-	-	58	8	*1689 297
	w/Fuel Injection, LS3 Adventurer . . . . .	8	58	58	58	-	8	*1753 672
8-36-115	GASKET, Spark Plug, D63-1, D63-2, C71, LC1, LC2 . . . . .	6-8	55-58	55-58	58	56-58	★	150 189
8-36-117	COVER, Spark Plug, D55-1, D55-2, C67, C71, C75, LC1, LC2 . . . . .	6-8	55-58	55-58	-	55-58	★	1565 354
8-36-124	SHIELD, Spark Plug Heat . . . . .	8	58	58	58	-	2	1821 394
8-36-136	TUBE, Spark Plug, D55-3, D500, C68, C69, C70. . . . .	8	-	55-57	-	55	8	1328 368
	S25, S26, C70, C72, C73, C76, LC3, IM, LY1 . . . . .	8	-	-	55-57	56-58	8	1327 379
8-36-137	SEAL, Spark Plug Tube, D55-3, D500, S25, S26, C68, C69, C70, C72, C73, C76, LC3, IM, LY1 . . . . .	8	56	55-57	55-57	55-58	8	1324 940
8-36-138	RETAINER, Spark Plug Tube Seal, D55-3, D63-D500, D500, S25, S26, C68, C69, C70, C72, C73, C76, LC3, IM, LY1 . . . . .	8	-	55-57	55-57	55-58	8	1324 941
8-36-139	INSULATOR, Spark Plug, D55-3, S25, S26, C70, C72, C73, C76, LC3, IM, LY1 . . . . .	8	-	55	55-57	55-58	8	1479 232

NOTE 1: C68, C69, UP TO engine No. NE55-3705, C70; Export only.

NOTE 2: C68, C69, AFTER engine No. NE55-3705, C70; Export only.

NOTE 3: LC2 FROM Eng. No. 58S-1201 Thru 58S-1500.

NOTE 4: LC2 UP TO Eng. No. 58S-1201 and AFTER 58S-1500.

★ Indicates use as required.

Numerals in parentheses ( ) refer to notes.

Printed in U.S.A.

□ Indicates parts not listed in any previous parts book.

Prices and specifications subject to change without notice.

\* Indicates change or addition.

Page 8-69

Jan. 30, 1958 Supersedes Oct. 10, 1957.

# 1955-58 PASSENGER CAR PARTS LIST

ELECTRICAL

CODE	PART NAME AND DESCRIPTION	NO. OF CYL.	PLYMOUTH	DODGE	DESOTO	CHRYSLER AND IMPERIAL	PER CAR	PART NUMBER
<b>8-37-0 INSTRUMENT PANEL INSTRUMENTS</b>								
8-37-1	AMMETER . . . . .	6-8	55	-	-	-	1	1622 132
		6-8	-	55	-	-	1	1626 852
		6-8	-	56	-	-	1	1648 819
		6-8	-	57-58	-	-	1	*1838 044
		8	-	-	55	-	1	1604 729
		8	-	-	56	-	1	1648 797
		8	-	-	57-58	-	1	1819 293
	C67, C68, C69 . . . . .	8	-	-	-	55	1	1622 844
	C70 . . . . .	8	-	-	-	55	1	*1627 484
		8	-	-	-	56	1	1627 484
	C75, C76 . . . . .	8	-	-	-	57	1	1753 771
	LC1, LC2, LC3 . . . . .	8	-	-	-	58	1	1841 009
	IM, LY1 . . . . .	8	-	-	-	57-58	1	1753 590
8-37-14	CLOCK, Instrument Panel, C70, 12 volt . . . . .	8	-	-	-	55	1	1626 985
8-37-36	KNOB, Auto. Pilot Control, LC1, LC2, LC3 . . . . .	8	-	-	-	58	1	⊠1885 982
	BUTTON, Auto. Pilot Control Reset, LC1, LC2, LC3 . . . . .	8	-	-	-	58	1	*1885 984
8-37-62	HOUSING, Ammeter and Fuel Gauge, Complete . . . . .	6-8	55	-	-	-	1	1626 606
		6-8	-	56	-	-	1	1658 244
		8	-	-	55-56	-	1	1604 720
8-37-75	LAMP, Ampere and Oil Gauge Warning . . . . .	6-8	57-58	-	-	-	1	1779 551
	SPEEDOMETER, Warning . . . . .	6-8	-	58	-	-	1	⊠1770 720
8-37-76	RETAINER, Instrument Lens . . . . .	8	-	-	-	55	1	1622 843
8-37-77	LENS (see part type code 8-37-162). . . . .	6-8	55	-	-	-	2	----
	(see part type code 8-37-79). . . . .	6-8	-	55	-	-	2	----
	Ammeter . . . . .	8	-	-	55	-	1	1604 731
		8	-	-	56	-	1	1648 793
	Oil Gauge . . . . .	8	-	-	55	-	1	1604 734
		8	-	-	56	-	1	1648 795
	Fuel Gauge . . . . .	8	-	-	55	-	1	1604 738
		8	-	-	56	-	1	1648 794
	Temperature Gauge . . . . .	8	-	-	55	-	1	1604 744
		8	-	-	56	-	1	1648 796
	Instrument Cluster (see part type code 8-37-162). . . . .	8	-	-	-	55	1	----
8-37-78	GASKET, Instrument Lens Inner . . . . .	8	-	-	-	55-56	1	1622 822
8-37-79	BEZEL and LENS, Instrument . . . . .	6-8	-	55-56	-	-	2	1626 901
	BEZEL, Instrument . . . . .	6-8	-	57-58	-	-	4	1819 429
		8	-	-	55-56	-	4	1626 978
	Instrument Housing . . . . .	8	-	-	57-58	-	4	1769 682
	Instrument . . . . .	8	-	-	-	55-56	1	1622 832
	w/LENS and MEDALLION . . . . .	8	-	-	-	55-56	1	1622 839
8-37-81	MEDALLION, Instrument Lens . . . . .	8	-	-	55-56	-	4	1604 722
8-37-86	BEZEL, Ammeter Indicator Light, w/LENS . . . . .	6-8	56	-	-	-	1	1648 534
	Oil Pressure Indicator Light, w/LENS . . . . .	6-8	56	-	-	-	1	1648 535
8-37-87	HOUSING, Directional Signal Indicator Light . . . . .	8	-	-	55-56	-	2	1604 795
8-37-88	SOCKET, Oil Pressure and Ammeter Indicator Light . . . . .	6-8	56	-	-	-	2	1658 830
	Oil and Temp. Gauge, Fuel Gauge and Ammeter Lamp . . . . .	6-8	57	57	-	-	2	1605 517
	Generator Indicator Lamp . . . . .	6-8	57-58	-	-	-	1	1753 632
	Low Oil Pressure Indicator Lamp . . . . .	6-8	57-58	-	-	-	1	1753 632
8-37-90	BEZEL, Instrument Cluster, Painted . . . . .	6-8	57-58	-	-	-	1	1770 287
	Chrome, P31 Fury, LP2 Fury . . . . .	8	57-58	-	-	-	1	1838 251
	IM, LY1 . . . . .	8	-	-	-	57-58	2	1698 169
8-37-92	GASKET, Instrument Bezel . . . . .	6-8	55-56	55-56	-	-	2	1622 130
		6-8	-	57-58	-	-	4	1819 430
8-37-100	MASK, Speedometer and Instrument Cluster Housing . . . . .	6-8	57	-	-	-	1	1779 524
		6-8	58	-	-	-	1	⊠1838 080
	FACE PLATE, Instrument Panel Instrument Mounting, Left, S23, w/Std. Trans. . . . .	8	-	-	55-56	-	1	1575 416
	Prime, S23, w/Power Flite, S24 All . . . . .	8	-	-	56	-	1	1685 116
	Instrument Panel Instrument, D67, D71 . . . . .	8	-	57	-	-	1	1685 258
	LD2-M, LD3-H, Grey Enamel . . . . .	8	-	58	-	-	1	*1830 548
	IM, LY1 . . . . .	8	-	-	-	57-58	1	1772 130

★ Indicates use as required. Numerals in parentheses ( ) refer to notes. Printed in U.S.A.  
 ⊠ Indicates parts not listed in any previous parts book. Prices and specifications subject to change without notice.  
 Nov. 10, 1958 Supersedes Oct. 10, 1957. Page 8-70 \* Indicates change or addition.



CODE	PART NAME AND DESCRIPTION	NO. OF CYL.	PLYMOUTH	DODGE	DESOTO	CHRYSLER AND IMPERIAL	PER CAR	PART NUMBER
8-37-102	REFLECTOR, Instrument Light . . . . .	6-8	55	-	-	-	2	1622 131
8-37-106	FRAME, Instrument Panel Instruments, Chrome . . . . .	6-8	-	57-58	-	-	1	1685 237
8-37-107	PLATE, Instrument Bezel Retaining . . . . .	8	-	-	55-56	-	2	1546 527
8-37-110	STUD, Instrument Panel Instrument Frame. . . . .	6-8	-	57-58	-	-	7	6008 039
8-37-136	GUAGE, Temperature . . . . .	6-8	55	-	-	-	1	1622 135
		6-8	56	-	-	-	1	1627 497
		6-8	57-58	-	-	-	1	1779 567
		6-8	-	55	-	-	1	1626 855
		6-8	-	56	-	-	1	1648 822
		6-8	-	57-58	-	-	1	1838 046
		8	-	-	55	-	1	1604 739
		8	-	-	56	-	1	1648 801
		8	-	-	57-58	-	1	1819 296
	C67, C68, C69 . . . . .	8	-	-	-	55	1	1622 849
		8	-	-	-	56	1	1627 513
	C70 . . . . .	8	-	-	-	55	1	1626 857
	C75, C76 . . . . .	8	-	-	-	57	1	1753 759
	LC1, LC2, LC3 . . . . .	8	-	-	-	58	1	1841 010
	IM, LY1 . . . . .	8	-	-	-	57-58	1	1753 593
8-37-146	DIAL, Ammeter . . . . .	8	-	-	57-58	-	1	1779 726
	Oil Gauge . . . . .	8	-	-	57-58	-	1	1779 729
	Temperatur Gauge . . . . .	8	-	-	57-58	-	1	1779 727
	Fuel Gauge . . . . .	8	-	-	57-58	-	1	1779 728
	w/MEDALLION and Center TRIM, C75, C76 . . . . .	8	-	-	-	57	1	1753 747
	LC1, LC2, LC3 . . . . .	8	-	-	-	58	1	1841 003
	DIAL, Instrument Cluster Main, LY1 . . . . .	8	-	-	-	58	1	1753 596
8-37-155	SENDING UNIT, Temperature Gauge . . . . .	6-8	55-56	55-56	55-56	55-56	1	1507 050
		6-8	57-58	57-58	57-58	57-58	1	1770 732
8-37-162	LENS, Instrument . . . . .	6-8	55	-	-	-	2	1605 004
	C71, C72, C73 . . . . .	8	-	-	-	55-56	1	1622 819
	Fuel and Temperature . . . . .	6-8	56	-	-	-	1	1648 524
	Speedometer and Instrument Cluster . . . . .	6-8	57-58	-	-	-	1	1779 522
	Instrument Dial . . . . .	6-8	-	57-58	-	-	4	1819 431
8-37-163	GASKET, Speedometer and Instrument Cluster Lens . . . . .	6-8	57-58	-	-	-	1	1779 523
	IM, LY1, 7 1/2" Diam. . . . .	8	-	-	-	57-58	1	1753 739
8-37-164	RING, Instrument Gasket Retainer, C71, C72 C73 . . . . .	8	-	-	-	56	1	1626 858
8-37-178	HOUSING, Instrument . . . . .	8	-	-	-	55-56	1	1622 851
		6-8	56	-	-	-	1	1648 528
	Inst. Panel Instruments, Prime . . . . .	6-8	57-58	-	-	-	1	1698 365
	Instrument Cluster . . . . .	6-8	57-58	-	-	-	1	1779 525
		6-8	-	58	-	-	1	1841 378
	Fuel and Temp. Gauge . . . . .	8	-	-	57	-	1	1769 646
	Complete . . . . .	8	-	-	57-58	-	1	1819 282
	Amp. and Oil Gauge, Complete . . . . .	8	-	-	57-58	-	1	1819 281
	Front, w/DIAL and RETAINER, Assy., C75, C76 . . . . .	8	-	-	-	57	1	1753 744
	Rear, White, C75, C76 . . . . .	8	-	-	-	57	1	1769 113
	Instrument Panel Instruments, Complete, Prime, C75, C76 . . . . .	8	-	-	-	57	1	1698 137
	Instrument Cluster, IM, LY1 . . . . .	8	-	-	-	57-58	1	1753 798
	Prime, IM . . . . .	8	-	-	-	57	1	1698 878
	Instruments, Rear, White, LC1, LC2, LC3 . . . . .	8	-	-	-	58	1	1841 012
	Instrument Panel Instruments, LY1 . . . . .	8	-	-	-	58	1	1830 992
8-37-179	WASHER, Fuel and Temperatur Gauge Spring Grip . . . . .	8	-	-	57	-	★	1626 972
8-37-182	BRACKET, Instrument Panel Instrument Housing Cluster . . . . .	6-8	57	-	-	-	1	1830 130
8-37-188	STUD, Instrument Cluster Mounting . . . . .	8	-	-	-	55-56	8	1626 859
8-37-199	NUT, Instrument and Speedometer Bezel and Medallion Mounting . . . . .	8	-	-	55-56	-	21	1626 973
	Instrument Lens and Retainer Mounting . . . . .	6-8	-	57-58	-	-	4	1626 973
	Dial Mounting . . . . .	8	-	-	57-58	-	12	1626 973
	Speedometer Medallion Mounting . . . . .	8	-	-	-	58	2	1626 973
	Instrument Medallion Mounting . . . . .	8	-	-	-	58	2	1626 973
	Instrument and Speedometer, Lower, LY1 . . . . .	8	-	-	-	57-58	1	1819 840

★ Indicates use as required.

Numerals in parentheses ( ) refer to notes.

Printed in U.S.A.

□ Indicates parts not listed in any previous parts book.

Prices and specifications subject to change without notice.

\* Indicates change or addition.

# 1955-58 PASSENGER CAR PARTS LIST

ELECTRICAL

CODE	PART NAME AND DESCRIPTION	NO. OF CYL.	PLYMOUTH	DODGE	DESOTO	CHRYSLER AND IMPERIAL	PER CAR	PART NUMBER
8-37-200	STUD, Instrument Panel Upper to Speedometer Hsg. . . . .	6-8	-	57	-	-	1	*6010 020
	Nut, Jam . . . . .	6-8	-	57	-	-	1	* 445 359
8-37-201	CUP, Instrument Mounting Screw Insulator . . . . .	6-8	55-56	55	55-56	56	★	939 548
8-37-212	GASKET, Instrument Mounting . . . . .	6-8	55	55-56	-	-	2	1622 147
		6-8	-	57-58	-	-	4	1819 438
	GASKET, Instrument Mounting . . . . .	8	-	-	55-56	-	2	1546 822
	Instrument Mounting . . . . .	8	-	-	57-58	-	4	1819 312
		8	-	-	-	55-56	1	1622 861
	C75, C76, LC1, LC2, LC3 . . . . .	8	-	-	-	57-58	1	1769 111
8-37-275	GAUGE, Fuel, except Sub. . . . .	6-8	55	-	-	-	1	1622 133
	Except Sub. . . . .	6-8	56	-	-	-	1	1627 495
	Sub. . . . .	6-8	55-56 (1)	-	-	-	1	1622 622
		6-8	57-58	-	-	-	1	1779 557
	Except Sub. . . . .	6-8	-	55	-	-	1	1626 853
	Except Sub. . . . .	6-8	-	56	-	-	1	1648 830
	Sub. . . . .	6-8	-	55	-	-	1	1627 143
	Sub. . . . .	6-8	-	56 (1)	-	-	1	1648 820
	Except Est. Wgn. . . . .	6-8	-	57-58	-	-	1	1838 043
		8	-	-	55	-	1	1604 735
	Except Est. Wgn. . . . .	8	-	-	56	-	1	1648 798
	Est. Wgn. . . . .	8	-	-	55	-	1	1604 736
	Est. Wgn. . . . .	8	-	-	56	-	1	1648 799
		8	-	-	57-58	-	1	1819 294
	C67, C68, C69, except Est. Wgn. . . . .	8	-	-	-	55	1	1622 846
	C70 . . . . .	8	-	-	-	55	1	1622 848
	C70, C71, C72, C73, except Est. Wgn. . . . .	8	-	-	-	56	1	1627 486
	C67, C68, C71, C72, Est. Wgn. . . . .	8	-	-	-	55-56	1	1622 847
	C75, C76 . . . . .	8	-	-	-	57	1	1753 769
	LC1, LC2, LC3 . . . . .	8	-	-	-	58	1	1841 011
	IM, LY1 . . . . .	8	-	-	-	57-58	1	1753 599
8-37-308	HOUSING, Oil and Temperature Gauge . . . . .	8	-	-	55-56	-	1	1604 721
8-37-316	GAUGE, Oil . . . . .	6-8	55	-	-	-	1	1622 134
		6-8	-	55	-	-	1	1626 854
		6-8	-	56	-	-	1	1648 821
		6-8	-	57-58	-	-	1	*1838 045
		8	-	-	55	-	1	1604 732
		8	-	-	-	55-56	1	1622 850
		8	-	-	56	-	1	1648 800
		8	-	-	57-58	-	1	1819 295
	C75, C76 . . . . .	8	-	-	-	57	1	1753 766
	LC1, LC2, LC3 . . . . .	8	-	-	-	58	1	1841 007
	IM, LY1 . . . . .	8	-	-	-	57-58	1	1753 741
8-37-364	BEZEL and LENS, Directional Signal Indicator Light . . . . .	8	-	-	55-56	-	2	1604 791
		8	-	-	-	55-56	2	1605 357
8-37-366	LENS, High Beam Indicator . . . . .	6-8	-	58	-	-	1	1769 126
8-37-372	SPEEDOMETER, Mile . . . . .	6-8	55-56	-	-	-	1	1604 228
	Mile . . . . .	6-8	57-58	-	-	-	1	1779 532
	150 M.P.H., P31 Fury, LP2 Fury. . . . .	8	57-58	-	-	-	8	1838 054
	Kilo . . . . .	6-8	55-56	-	-	-	1	1604 229
	Kilo . . . . .	6-8	57-58	-	-	-	1	1779 544
	Mile . . . . .	6-8	-	55	-	-	1	1604 808
	Mile . . . . .	6-8	-	56	-	-	1	E1658 825
	Mile . . . . .	6-8	-	57-58	-	-	1	1819 856
	Kilo . . . . .	6-8	-	55	-	-	1	1604 809
	Kilo . . . . .	6-8	-	56	-	-	1	1648 811
	Kilo . . . . .	6-8	-	57-58	-	-	1	1689 422
	Mile . . . . .	8	-	-	55	-	1	1604 698
	Mile . . . . .	8	-	-	56	-	1	1648 566
	Mile . . . . .	8	-	-	57-58	-	1	1769 881
	Kilo . . . . .	8	-	-	55	-	1	1604 699

NOTE 1: For 1956 model specify 1-1571 839 Filter.

★ Indicates use as required.

Numerals in parentheses ( ) refer to notes.

Printed in U.S.A.

☐ Indicates parts not listed in any previous parts book.

Prices and specifications subject to change without notice.

Jan. 30, 1958 Supersedes Oct. 10, 1957.

Page 8-72

\* Indicates change or addition.

CODE	PART NAME AND DESCRIPTION	NO. OF CYL.	PLYMOUTH	DODGE	DESOTO	CHRYSLER AND IMPERIAL	PER CAR	PART NUMBER
	Kilo . . . . .	8	-	-	56	-	1	1648 567
	Kilo . . . . .	8	-	-	57-58	-	1	1689 425
	Adventurer, 150 M. P. H. . . . .	8	-	-	57-58	-	1	1887 409
	Mile . . . . .	8	-	-	-	55	1	1594 753
	Mile. . . . .	8	-	-	-	56	1	1658 102
	Mile, C75, C76, Complete Assembly . . . . .	8	-	-	-	57	1	1753 753
	Mile, Partial, LC1, LC2, LC3 . . . . .	8	-	-	-	58	1	1841 017
	Kilo . . . . .	8	-	-	-	55	1	1622 812
	Kilo. . . . .	8	-	-	-	56	1	1658 103
	Kilo, C75, C76 . . . . .	8	-	-	-	57	1	1770 913
	Kilo, Partial, LC1, LC2, LC3 . . . . .	8	-	-	-	58	1	1841 024
	Mile, IM, LY1 . . . . .	8	-	-	-	57-58	1	1819 575
	Kilo, IM, LY1 . . . . .	8	-	-	-	57-58	1	1689 411
	150 M. P. H., C68-300 . . . . .	8	-	-	-	55	1	1648 760
	150 M. P. H., C72-300 . . . . .	8	-	-	-	56	1	1658 104
	150 M. P. H., C76-300 . . . . .	8	-	-	-	57	1	1838 064
	Chassis and Case, C75, C76, Kilo . . . . .	8	-	-	-	57	1	1779 065
	Mile, Partial, LC3-300 . . . . .	8	-	-	-	58	1	1841 028
8-37-373	HOUSING, Inst. Panel Speedometer, Prime . . . . .	6-8	-	57-58	-	-	1	1698 357
	w/Back Dial, Mile, LS1, LS2, LS3, UP TO . . . . .	8	-	-	57-58 (1)	-	1	*1769 883
	w/Back Dial, Mile, LS1, LS2, LS3, AFTER . . . . .	8	-	-	58 (1)	-	1	1885 457
	Kilo . . . . .	8	-	-	57-58	-	1	1779 785
	w/Back Dial, Mile, S26 Adventurer, LS3 Adventurer, 150 MPH . . . . .	8	-	-	57-58	-	1	1819 222
	Rear, White, C75, C76, LC1, LC2, LC3 . . . . .	8	-	-	-	57-58	1	1769 112
	Front, w/Dial RETAINER, C75, C76 . . . . .	8	-	-	-	57	1	1753 754
	Front, w/DIAL and RETAINER, Kilo, C75, C76 . . . . .	8	-	-	-	57	1	1770 914
	Front, Mile, LC1, LC2, LC3 . . . . .	8	-	-	-	58	1	1841 018
	Kilo . . . . .	8	-	-	-	58	1	1841 043
	LC3-300 . . . . .	8	-	-	-	58	1	1841 029
8-37-374	REFLECTOR, Speedometer Dial . . . . .	6-8	56	-	-	-	1	1622 642
8-37-375	WASHER, Instrument Panel Speedometer Housing Cup, Right End . . . . .	6-8	-	57-58	-	-	1	6008 035
8-37-376	NUT, Speedometer and Control Housing Lower . . . . .	8	-	-	57	-	3	6008 014
8-37-381	GASKET, Speedometer to Housing Mounting . . . . .	6-8	57-58	-	-	-	1	1779 531
	Speedometer Housing to Chassis, IM, LY1 . . . . .	8	-	-	-	57-58	1	1753 800
8-37-389	STUD, Speedometer and Instrument Mounting . . . . .	8	-	-	-	55-56	1	1626 859
8-37-399	DIAL, Speedometer, Mile . . . . .	6-8	-	57	-	-	1	1769 122
	Kilo . . . . .	6-8	-	57-58	-	-	1	1770 533
	Mile . . . . .	6-8	-	58	-	-	1	1819 854
	Mile . . . . .	8	-	-	57-58	-	1	1769 891
	Kilo . . . . .	8	-	-	57-58	-	1	1819 054
	Mile, S26 Adventurer, LS3 Adventurer . . . . .	8	-	-	57-58	-	1	1819 223
	w/MEDALLION, Trim and Mask, Mile, C75, C76 . . . . .	8	-	-	-	57	1	1753 756
	Mile, LC1, LC2, LC3 . . . . .	8	-	-	-	58	1	1841 019
8-37-410	LENS, Speedometer . . . . .	6-8	55-56	-	-	-	1	1605 003
	Mile, w/MEDALLION . . . . .	6-8	-	55-56	-	-	1	1626 882
	Mile, w/MEDALLION . . . . .	8	-	-	55	-	1	1604 704
	Kilo, w/MEDALLION . . . . .	8	-	-	56	-	1	1648 568
	Kilo. . . . .	8	-	-	55	-	1	1604 705
	Speedometer and Instrument . . . . .	8	-	-	56	-	1	1648 569
	Speedometer, IM, LY1 . . . . .	8	-	-	-	55-56	1	1622 819
	Speedometer, IM, LY1 . . . . .	8	-	-	-	57-58	1	1753 797
8-37-411	BEZEL, Speedometer . . . . .	6-8	-	55-56	-	-	1	1626 881
	w/Lens and Medallion . . . . .	6-8	-	-	55-56	-	1	1626 968
	Instrument Panel Speedometer Housing . . . . .	8	-	-	-	55-56	1	1622 832
	GASKET, Speedometer Lens . . . . .	6-8	55-56	57-58	-	-	1	1685 236
	Dial . . . . .	6-8	-	57-58	-	-	1	1622 643
	Inner . . . . .	8	-	-	-	55-56	1	1819 879
8-37-413	RING, Speedometer Retaining . . . . .	8	-	-	55-56	-	1	1622 822
	Speedometer Gasket . . . . .	8	-	-	-	55-56	1	1546 508
8-37-454	KNOB, Speedometer Reset, IM, LY1 . . . . .	8	-	-	-	55-58	1	1626 858
	Screw, Set, No. 8-32 x 3/16 . . . . .	8	-	-	-	55-58	1	1300 611
		8	-	-	-	55-58	1	140 853

NOTE 1: LSI Ser. No. 7087.

★ Indicates use as required.

Numerals in parentheses ( ) refer to notes.

Printed in U.S.A.

⊠ Indicates parts not listed in any previous parts book.

Prices and specifications subject to change without notice.

\* Indicates change or addition.

Page 8-73

Nov. 10, 1958 Supersedes Jan. 30, 1958.

## 1955-58 PASSENGER CAR PARTS LIST

ELECTRICAL

CODE	PART NAME AND DESCRIPTION	NO. OF CYL.	PLYMOUTH	DODGE	DESOTO	CHRYSLER AND IMPERIAL	PER CAR	PART NUMBER
8-37-457	BEARING, Speedometer Reset Stem . . . . .	8	-	-	-	55-56	1	1626 626
8-37-504	TACHOMETER, Assembly, P29 Fury . . . . .	8	56	-	-	-	1	1753 324
8-37-509	BEZEL, Tachometer, P29 Fury . . . . .	8	56	-	-	-	1	1819 793
8-37-517	SHAFT, Tachometer Drive, w/Fuel Injection, LP2 Fury, LD2-500, LD3-500, LS3 Adventurer, LC3-300 . . . . .	8	58	58	58	58	1	1843 437
8-37-526	GEAR, Tachometer Follower, w/Fuel Injection, LP2 Fury, LD2-500, LD3-500, LS3 Adventurer, LC3-300 . . . . .	8	58	58	58	58	1	1843 436
8-37-527	BEARING, Tachometer Drive Shaft, w/Fuel Injection, LP2 Fury, LD2-500, LD3-500, LS3 Adventurer, LC3-300 . . . . .	8	58	58	58	58	2	1843 440
8-37-529	WASHER, Tachometer Drive Shaft Thrust, w/Fuel Injection, LP2 Fury, LD2-500, LD3-500, LS3 Adventurer, LC3-300 . . . . .	8	58	58	58	58	1	1843 438
8-37-544	SENDING UNIT, Tachometer, P29 Fury . . . . .	8	56	-	-	-	1	1753 559
8-37-545	WIRING, Tachometer, Assembly . . . . .	8	56	-	-	-	1	1753 560
<hr/>								
<b>8-38-0</b>	<b>GLOVE COMPARTMENT LIGHT</b>							
8-38-23	SOCKET, Glove Compartment Light, w/SWITCH	8	-	-	-	55-57	1	1626 732
<hr/>								
<b>8-39-0</b>	<b>HEADLAMP BEAM INDICATOR LIGHT</b>							
8-39-3	BEZEL AND LENS . . . . .	8	-	-	-	55-56	1	1605 360
	HOUSING, High Beam Indicator and Map Lamp, w/SWITCH, C75, C76 . . . . .	8	-	-	-	57	1	1753 852
	w/RETAINER and LENS, Gray, IM, LY1 . . . . .	8	-	-	-	57-58	1	*1779 666
8-39-15	SOCKET . . . . .	6-8	55-57	55-57	55-57	55	1	*1605 517
	LC1, LC2, LC3 . . . . .	6-8	58	58	58	56-58	1	1689 538
<hr/>								
<b>8-40-0</b>	<b>IGNITION LAMP</b>							
8-40-7	HOUSING . . . . .	6-8	55-57	55-56	-	-	1	1253 099
8-40-16	SOCKET . . . . .	6-8	56	56	-	-	1	1605 517
8-40-30	DIFFUSER . . . . .	6-8	55-57	55-58	-	-	1	1253 098
		8	-	-	55-56	-	1	1546 370
<hr/>								
<b>8-41-0</b>	<b>INSTRUMENT PANEL LIGHT</b>							
8-41-35	DIFFUSER, Instrument and Speedometer Light	6-8	-	56	-	-	2	1658 829
8-41-36	SOCKET, Clock Light, w/CABLE . . . . .	8	-	-	55	-	1	1622 961
	Clock Light, w/o Cable . . . . .	8	-	-	55	55	1	1605 517
	Speedometer and Instrument Lamp, w/o Terminal . . . . .	6-8	55-58	56-57	57-58	-	★	1605 517
	w/TERMINAL . . . . .	6-8	58	-	-	-	★	1753 632
	C75, C76, LC1, LC2, LC3 . . . . .	8	-	58	-	56-58	★	1689 538
	IM, LY1 . . . . .	8	-	-	-	57-58	1	1704 505
8-41-62	SOCKET, Instrument Cluster Lamp, C75, C76 .	6-8	57-58	57-58	58	57-58	★	1689 538
	IM . . . . .	8	-	-	-	57	4	1704 506

★ Indicates use as required.

Numerals in parentheses ( ) refer to notes.

Printed in U.S.A.

☐ Indicates parts not listed in any previous parts book.  
Jan. 30, 1958 Supersedes Oct. 10, 1957.

Page 8-74

Prices and specifications subject to change without notice.  
\* Indicates change or addition.

CODE	PART NAME AND DESCRIPTION	NO. OF CYL.	PLYMOUTH	DODGE	DESOTO	CHRYSLER AND IMPERIAL	PER CAR	PART NUMBER
<b>8-42-0 MAP LAMP</b>								
8-42-1	LAMP, Right . . . . .	8	-	-	55	-	1	1605 088
	Cv. Cp. . . . .	8	57-58	-	-	-	1	1770 002
	w/SWITCH, Left. . . . .	8	-	-	56	-	1	1627 440
		8	-	-	55	-	1	1605 093
		8	-	-	56	-	1	1627 441
	S25, S26, except Sp.Cl.Cp. and Cv.Cp., S27 . . . . .	8	-	-	57-58	-	1	1704 491
	Sp.Cl.Cp. and Cv.Cp., S25, S26 . . . . .	8	-	-	57	-	1	1770 232
	Right, w/o Switch, LC1, LC2, LC3 . . . . .	8	-	-	-	58	1	1753 532
8-42-5	LENS, Map and Courtesy . . . . .	6-8	-	55-56	-	-	1	1622 442
		6-8	57	57-58	-	-	1	1753 874
		8	-	-	-	55-56	1	1604 325
	C75, C76, LC1, LC2, LC3, Right . . . . .	8	-	-	57-58	57-58	1	*1769 319
	IM, LY1 . . . . .	8	-	-	-	57-58	1	1704 349
8-42-8	BEZEL, High Beam and Map Lamp Indicator, . . . . .	8	-	-	-	-	1	1622 987
8-42-9	SOCKET, w/WIRING, except C70 . . . . .	8	-	-	-	56	1	1602 987
	LC1, LC2, LC3 . . . . .	8	-	-	-	58	1	1753 713
8-42-10	SOCKET, Map Lamp, D63-3 . . . . .	8	-	56	-	-	1	1314 619
	IM . . . . .	6-8	-	57-58	-	57	1	1704 467
	C75, C76 . . . . .	8	-	-	57-58	57-58	*	1605 338
	Map and Courtesy Lamp, C67, C68, C69, C71, C72, C73 . . . . .	6-8	55	55-56	-	55-56	1	1605 423
8-42-25	PLATE and SWITCH, Map and Courtesy Lamp Mounting . . . . .	6-8	-	55-56	-	-	1	1622 439
	SWITCH, Map and Dome Lamp, C67 All, C68, C69, 4 D., Cv.Cp., Sp.Cl.Cp., Est.Wgn., C70 . . . . .	8	-	-	-	55-56	1	1605 539
	Map and Dome . . . . .	6-8	-	57-58	-	-	1	1769 729
	High Beam Indicator Lamp and Map Lamp Housing, C75, C76, LC1, LC2, LC3 . . . . .	8	-	-	-	57-58	1	1753 852
	Glove Box Door and Map Lamp, C75, C76, LC1, LC2, LC3 . . . . .	8	-	-	-	57-58	1	1769 454
	Map and Courtesy Lamp, IM, LY1 . . . . .	8	-	-	-	57-58	1	1704 348
8-42-26	NUT, Map and Dome Lamp Switch Mounting . . . . .	6-8	-	57-58	-	-	1	1439 758
8-42-29	ESCUTCHEON, Switch Mounting . . . . .	6-8	-	57-58	-	-	1	1689 717
8-42-31	KNOB, Map and Dome Lamp Switch Control . . . . .	8	-	-	-	55-56	1	1595 245
	Switch . . . . .	6-8	-	57-58	-	-	1	1769 737
	Screw, Set . . . . .	8	-	-	-	55-56	1	140 906
8-42-35	NUT, Map Lamp Attaching Jam . . . . .	8	-	-	55-56	-	4	6008 014
<b>8-44-0 BULBS</b>								
8-44-1	BULB, Parking Lamp, D55-1, D56 . . . . .	6-8	55	55	-	-	2	142 303
	D63-1, D63-2 . . . . .	6-8	56	56	-	-	2	142 450
	w/Directionals, C67, C68, C69 . . . . .	6-8	55	55	55	55	2	145 416
	w/Directionals . . . . .	6-8	56-58	56-58	56-58	56-58	2	151 567
	C70 . . . . .	8	-	-	-	55-56	2	151 567
	Glove Compartment . . . . .	8	55	55	55	55	2	125 588
	P26, D56 . . . . .	6	55	55	-	-	2	115 273
	D63-1, D63-2 . . . . .	6-8	56	56	-	-	1	131 282
		6-8	-	56	56	56	1	127 934
	C70 . . . . .	8	-	-	-	55	2	127 934
	Glove Compartment, IM . . . . .	6-8	57	57	-	57	1	127 934
	Map Lamp, D55-3 All, C67, C68, 4 D., Sp. Cl. Cp., Est. Wgn. . . . .	8	-	55	55	55	1	142 446
	C67, C68, Cv.Cp., Sp.Cl.Cp., C69, No.1130 . . . . .	8	-	-	-	55	1	142 447
	Map Lamp, C67, C68, C69, No. 210 . . . . .	8	-	-	-	55	1	151 559
	C70, No. 94 . . . . .	8	-	-	-	55	1	142 455
	Map Lamp, C70 No. 1004 . . . . .	8	-	-	-	55	1	151 578
	Map Lamp, LS2, LS3 . . . . .	8	-	57	57-58	57	1	151 578
	Map and Courtesy Lamp, C70 No. 1142 . . . . .	8	-	-	-	55	1	142 457
	P26-1, P26-2, P27-1, P27-2 . . . . .	6-8	55	-	-	-	1	142 446
		6-8	-	56	-	-	1	151 578
	Instrument Lamp, S21, C67, C68, C69 . . . . .	6-8	55	55	55	55	2	125 588
	C70 . . . . .	8	-	-	-	55	2	127 934
	S25, S26, C75, C76 . . . . .	6-8	56-58	56-58	56-58	56-58	*	127 934
	IM . . . . .	8	-	-	-	57	1	142 450

\* Indicates use as required.

Numerals in parentheses ( ) refer to notes.

Printed in U.S.A.

☐ Indicates parts not listed in any previous parts book.

Prices and specifications subject to change without notice.

\* Indicates change or addition.

# 1955-58 PASSENGER CAR PARTS LIST

ELECTRICAL

CODE	PART NAME AND DESCRIPTION	NO. OF CYL.	PLYMOUTH	DODGE	DESOTO	CHRYSLER AND IMPERIAL	PER CAR	PART NUMBER
	Speedometer Lamp . . . . .	6-8	-	55	-	-	1	142 303
	C67, C68, C69 . . . . .	8	-	-	55	55	2	125 588
	LC1, LC2, LC3 . . . . .	6-8	57-58	57-58	57-58	57-58	★	* 127 934
	C70 . . . . .	8	-	-	-	55	2	127 934
		6-8	56	56	56	56	2	127 934
	Ignition Switch Lamp, C67, C68, C69 . . . . .	6-8	55	55	-	55	1	115 273
		8	-	-	55	-	1	125 588
	C70 . . . . .	8	-	-	-	55	1	131 282
		6-8	56	56	56-58	56-58	1	* 127 934
	Headlamp Beam Indicator Lamp . . . . .	6-8	55	55	55	-	1	125 588
	C67, C68, C69 . . . . .	8	-	-	-	55	1	115 273
	C70 . . . . .	8	-	-	-	55	1	127 934
		6-8	56-58	56-58	56-58	56-58	1	* 127 934
	Directional Signal Indicator Lamp, D55-1, D55-3, C67, C68, C69 . . . . .	6-8	55	55	55	55	★	125 588
	C67, C68, C69 . . . . .	8	-	-	-	55	2	115 273
	C70 . . . . .	8	-	-	-	55	2	127 934
		6-8	56-58	56-58	56-58	56-58	★	* 127 934
	Gearshift Indicator Light, C68, C69 . . . . .	8	-	-	-	55	1	115 273
	C70 . . . . .	8	-	-	-	55	1	131 282
	C70, C72, C73 . . . . .	8	57	57	57	56-57	1	127 934
	Push Button, Gearshift Indicator, S24 . . . . .	8	-	-	56	-	1	127 934
	Gearshift Selector, C71 . . . . .	8	-	-	-	56	1	131 282
	Instrument Panel Clock Lamp C67, C68, C69 . . . . .	8	-	55	55	55	1	125 588
	C70, C76, LC3, IM, LY1 . . . . .	8	-	-	-	55-58	1	* 127 934
		6-8	-	56	-	56	1	127 934
	Hand Brake Signal Lamp, C67, C68, C69 . . . . .	6-8	55	55	55	55	1	142 312
		6-8	56-57	56	56	56-58	1	* 142 453
	Dome Lamp, D56 except 4 D. Sub. . . . .	6-8	55	55	55	-	1	142 446
	D56, 4 D. Sub., C67, C68, C69 . . . . .	6-8	-	55	-	55	★	151 559
	Dome Lamp, C70 . . . . .	8	-	-	-	55	2	151 578
		6-8	56-58	56-58	56-58	56-58	★	* 151 578
	Quarter Lamp, C70 . . . . .	8	-	-	-	55	2	142 455
	Courtesy Lamp, P26, P27, Sp. Cl. Cp., D55, S21, S22, C67, C68, Cv. Cp., Sp. Cl. Cp. . . . .	6-8	55	55	55	55	★	151 559
		6-8	56	-	-	-	2	142 455
		6-8	58	58	-	-	2	* 142 453
	Cowl Side Panel . . . . .	8	56-58	-	-	-	2	* 151 578
	Rear Quarter, Cv. Cp. . . . .	8	-	56	56	56	2	142 453
	Sp. Cl. Cp. . . . .	8	-	-	56	56	2	151 578
	Roof Rail Lamp, Sp. 4 D., Sp. Cl. Cp., LP2. . . . .	6-8	57-58	57-58	57-58	57-58	★	* 151 578
	Front Seat, C73 . . . . .	8	-	-	-	56	2	142 453
	Rear Door, C70 Limo., LD3, LS1, LS3 . . . . .	8	-	58	58	56	1	* 151 578
	Trunk Compartment Lamp, S21, C67, C68, C69 . . . . .	8	-	-	55	55	1	142 304
	LS3, LC2, LC3, LY1 . . . . .	8	-	-	56-58	56-58	1	* 151 577
	C70 . . . . .	8	-	-	-	56	1	* 151 567
	Tail Lamp, C67, C68, except Est. Wgn. . . . .	8	-	-	-	55	2	142 303
		8	-	-	56	-	2	142 450
	Tail and Stop Lamp, C67, C68 . . . . .	6-8	55	55	55	55	2	145 416
		6-8	56-58	56-58	56	56-58	2	* 151 567
	Tail Lamp . . . . .	8	-	-	57-58	-	2	* 142 450
	Tail and Stop Lamp, S25, S26 . . . . .	8	-	-	57-58	-	2	* 151 576
	C70 . . . . .	8	-	-	-	55	2	151 567
	Tail, Stop and Directional Signal Lamp, C69.. . . .	8	-	-	-	55	2	145 416
	Back-Up Lamp, C67, C68, C69 . . . . .	6-8	55	55	55	55	2	142 308
	C70 . . . . .	8	-	-	-	55	2	142 456
	LY1 . . . . .	6-8	56	56	56	56-58	2	* 142 456
	Back-Up Lamp, LC1, LC2, LC3 . . . . .	6-8	57-58	57-58	57-58	57-58	2	* 151 576
	License Lamp, P26 except 3 Cp., C67, C68, C69 . . . . .	6-8	55	55	55	55	★	142 303

★ Indicates use as required.

Numerals in parentheses ( ) refer to notes.

Printed in U.S.A.

☐ Indicates parts not listed in any previous parts book.  
Oct. 10, 1957 Supersedes April 8, 1957.

Prices and specifications subject to change without notice.

\* Indicates change or addition.

CODE	PART NAME AND DESCRIPTION	NO. OF CYL.	PLYMOUTH	DODGE	DESOTO	CHRYSLER AND IMPERIAL	PER CAR	PART NUMBER
	C70 . . . . .	8	-	-	-	55	1	142 450
	Ammeter Indicator Lamp . . . . .	6-8	56-58	56-58	56-58	56-58	★	142 450
	Low Oil Pressure Indicator Lamp . . . . .	6-8	56-58	-	-	-	1	127 934
	Quarter Lamp, C70 . . . . .	8	-	-	-	56	2	151 578
	Rear Quarter Lamp, Cv. Cp. . . . .	8	-	-	56	56	2	142 453
	Push Button Gearshift Indicator, S24, IM. . . . .	6-8	58	58	56-58	57-58	1	127 934
	Cigar Lighter, Lamp . . . . .	6-8	55	55	55	55	1	115 273
	Cigar Lighter . . . . .	6-8	57-58	-	-	-	1	131 282
	Clock Light . . . . .	6-8	56	-	-	-	1	131 282
	Clock Lamp . . . . .	6-8	-	57	-	-	1	152 240
	Ash Receiver, LS3 . . . . .	8	-	-	57-58	-	1	131 282
	Pocket Panel Lamp, Cv. Cp. . . . .	8	-	57-58	57-58	57-58	2	142 453
	Speedometer, LY1. . . . .	8	-	-	-	58	4	152 240
	Map Lamp, Cv. Cp. . . . .	6-8	58	-	-	-	1	142 453
	Glove Compartment, LY1. . . . .	8	-	-	-	58	1	152 240
	Taxi Drivers Card Case . . . . .	6-8	58	-	-	-	1	127 934
<b>8-47-0 LICENSE MOUNTING PARTS</b>								
8-47-8	BRACKET, Front Bumper License Plate, UP TO B. E. AFTER. . . . .	6-8	55 (1)	-	-	-	1	*1612 376
	Radiator Grille Panel License Plate, Right . . . . .	6-8	55-56 (1)	-	-	-	2	1634 046
	Left. . . . .	6-8	57	-	-	-	1	*1686 192
	License Plate Brkt. . . . .	6-8	57	-	-	-	1	*1686 193
	D62, D63, used w/Guard and Tie Bar. . . . .	6-8	58	-	-	-	2	E1832 194
	B. E., C67, C68, C71, C72-300, LC1, LC2, LC3	8	-	58	-	-	1	*1737 345
	C72 . . . . .	8	-	-	-	56	1	1638 034
	C69, C70, C73. . . . .	8	-	-	-	55-56	1	1611 711
	LC3-300 . . . . .	8	-	-	-	57	1	1737 345
	LY1 . . . . .	8	-	-	-	58	1	1828 931
8-47-21	BUTTON, Front Bumper License Plate Bracket, C69, C70, C73, LC3-300 . . . . .	6-8	55	55-58	55-56	55-58	1	*1140 355
	C67, C68, C71, C72, LY1. . . . .	8	-	57	57-58	55-58	1	*1553 978
8-47-57	FRAME, License Plate, Assembly, C71, C72, C73 . . . . .	8	-	-	-	56	1	1674 935
	w/WINDOW . . . . .	6-8	58	-	-	-	1	E1829 058
	FRAME, License Plate, Assembly, w/o Window . . . . .	6-8	57-58	57	57-58	57-58	1	*1737 365
8-47-75	BRACKET, Rear License, except Sub. and Est. Wgn., B. E. . . . .	6-8	55-56	55-56	55-56	56	1	1473 691
	Sub., B. E. . . . .	6-8	-	55-56	-	-	1	1604 690
	2 D. Sub., 4 D. Sub. . . . .	6-8	55-56	-	-	-	1	1605 311
	Except Sub. . . . .	6-8	57-58	-	-	-	1	1708 387
	PLATE, Rear Bumper License Mounting, C69, C70 . . . . .	8	-	-	-	55	1	1611 733
	BRACKET, Deck Lid License Plate Mounting except Sub., C75, C76, LC1, LC2, LC3 . . . . .	8	-	57-58	57-58	57-58	1	1708 559
	PANEL, Deck Lid License Insert Finish, D66, D67, D72 . . . . .	6-8	-	57-58	-	-	1	E1866 977
8-47-78	WASHER, Mounting Screw, Lower, Sub. . . . .	6-8	55-56	-	-	-	1	1622 590
8-47-91	CLAMP, Rear License Bracket, B. E., S21, S22 except Est. Wgn. . . . .	6-8	55-56	55-56	55-56	-	1	1473 695
	Sub., B. E. . . . .	6-8	55-56	-	-	-	1	1339 855
8-47-93	SPACER, Rear License Bracket Mounting, Upper, except Sub. . . . .	6-8	55-56	-	-	-	1	1439 702
	P26, P27, P28, P29, Lower, except Sub., D55, D56, D62, D63, Sub. . . . .	6-8	55-56	55-56	-	-	2	1343 732
	Except Sub. . . . .	6-8	-	55-56	-	-	3	1343 733
8-47-126	BUTTON, Rear Bumper Face Bar License Plate . . . . .	8	-	-	55-56	55-56	1	1140 355
	Sub. . . . .	6-8	57-58	57-58	57	57-58	2	*1140 355
	Except Sub. . . . .	8	-	57-58	57-58	57-58	2	770 024
	IM, LY1 . . . . .	8	-	-	-	57-58	2	*1140 355

NOTE 1: P26 approximate serial No. 13873922.  
P27 approximate serial No. 15719964.

★ Indicates use as required.

Numerals in parentheses ( ) refer to notes.

Printed in U.S.A.

☐ Indicates parts not listed in any previous parts book.

Prices and specifications subject to change without notice.

\* Indicates change or addition.

# 1955-58 PASSENGER CAR PARTS LIST

CODE	PART NAME AND DESCRIPTION	NO. OF CYL.	PLYMOUTH	DODGE	DESOTO	CHRYSLER AND IMPERIAL	PER CAR	PART NUMBER
8-47-131	NUT, Rear License Plate Mounting, except Sub., C75, C76 . . . . .	6-8	57	57-58	57	57	2	6010 077
8-47-140	BOLT, Rear Bumper License Mounting Plate to Face Bar, C69, C70 . . . . .	8	-	-	-	55	2	1551 098
8-47-141	ADAPTER, Rear License Support Mounting, Prime, 4 D., Cv.Cp., Sp.Cl.Cp., Sp. 4 D., C70 All, UP TO . . . . .	8	-	-	55-56	56 (1)	1	1658 172
	4 D., Cv.Cp., Sp.Cl.Cp., Sp. 4 D., except C70, AFTER . . . . .	8	-	-	-	56 (1)	1	1689 813
<b>8-50-0 PARKING AND DIRECTIONAL LAMPS</b>								
8-50-82	SWITCH, Directional Signal, w/Std. Trans., S23, C67, C71 . . . . .	6-8	55-56	55-56	55-56	55-56	1	*1658 223
	w/PowerFlite . . . . .	6-8	55-56	55-56	-	-	1	1604 973
	w/PowerFlite . . . . .	8	-	-	55-56	55-56	1	1604 975
	Complete Assembly, w/WIRES, LP1, LP2, w/o Power Strg., C75, C76. . . . .	6-8	57-58 (4)	57 (4)	57 (4)	57 (4)	1	1838 260
	w/Power Strg. . . . .	6-8	58	-	-	-	1	1841 724
		6-8	-	58	58	58	1	1841 725
8-50-83	COVER, Directional Signal Switch, Prime, w/Standard Trans., S23, C71 . . . . .	6-8	55-56	55-56	55-56	55-56	1	1605 107
8-50-85	PLATE, Directional Signal Switch Operating . . . . .	6-8	55-56	55-56	55-56	55-56	1	1595 219
8-50-93	SLEEVE, Horn Contact, also Directional Cancelling Switch Actuating, IM, LY1 . . . . .	8	-	-	-	57-58	1	*1770 498
8-50-94	REPAIR KIT, Directional Signal Switch, P30 . . . . .	6	57	-	-	-	★	E1843 358
8-50-97	ARM, Switch Operating, P28, P29, D62, D63, w/ or w/o PowerFlite, S21, S22, S23, C67, C71, w/o PowerFlite . . . . .	6-8	55-56	55-56	55-56	55-56	1	1604 915
	S21, S22, S23, C67, C71, w/PowerFlite, S24, C68, C69, C70, C72, C73, All . . . . .	8	-	-	55-56	55-56	1	1604 928
	S25, S27, LS1, LS2, C75, C76-300, LC3-300, UP TO . . . . .	6-8	57 (3)	57-58	57-58	57-58	1	1753 865
8-50-98	SWITCH, Actuating, on Instrument Panel, IM LY1 . . . . .	8	-	-	-	57	1	1769 561
		8	-	-	-	58	1	1842 950
8-50-99	STUD, Directional Signal Switch Operating Arm Pivot except Imperial . . . . .	6-8	57-58	57-58	57-58	57-58	2	1704 756
8-50-107	RETAINER, Directional Signal Switch Operating Plate Spring, except IM. . . . .	6-8	55-57	55-57	55-57	55-57	1	1604 931
8-50-125	SWITCH, Directional Signal Cancelling, IM, LY1 . . . . .	8	-	-	-	57-58	1	1769 484
8-50-126	FINGER, Directional Signal Switch Cancelling, w/or w/o Power Steering, UP TO . . . . .	6-8	55-56 (2)	55-56 (2)	-	-	1	1595 235
	w/Power Steering, S21, S22, S23, S24, UP TO, C67, C68, C69, C70, C73 . . . . .	8	-	-	55-56 (2)	55-56 (2)	1	1595 235
	w/o Power Steering, S21, S22, S23, S24, C67, C68, C71, C72 . . . . .	8	-	-	55-56	55-56	1	1605 220
	w/Power Steering, D63, C70, C73, AFTER . . . . .	6-8	56 (2)	56 (2)	56 (2)	56 (2)	1	1689 640
	w/o Power Steering, C75, C76, LC1 . . . . .	6-8	57-58	57-58	57-58	57-58	1	1769 325
	w/Power Steering, C75, C76 . . . . .	6-8	57-58	57-58	57-58	57-58	1	1769 326
8-50-127	PAWL, Directional Switch Cancelling Rt., C75, C76, LC1, LC2, LC3 . . . . .	6-8	57-58	57-58	57-58	57-58	1	1704 757
	Left, C75, C76, LC1, LC2, LC3 . . . . .	6-8	57-58	57-58	57-58	57-58	1	1704 758
8-50-129	LEVER, Directional Signal, w/KNOB, S23 w/Std. Trans. . . . .	6-8	55-56	55-56	55-56	55-56	1	1605 334
	S23 w/PowerFlite, w/or w/o Power Strg., S24 . . . . .	8	-	-	56	-	1	1688 688
		6-8	57-58	-	-	-	1	*1770 330

NOTE 1: C71 Approx. Eng. No. W56-1040, C72 Eng. No. N56-1210, C73 Eng. No. C56-1070.

NOTE 2: P28 Ser. No. 14160339  
 D63 Ser. No. 35027319 Det. Blt.  
 40610302 L. A. Blt.  
 S23 Approx. Ser. No. 55271801  
 C71 Ser. No. N56 - 16446  
 C73 Ser. No. C56 - 3638

P29 Ser. No. 15952901  
  
 S24 Approx. Ser. No. 50372901  
 C72 Ser. No. N56 - 10114  
 C70 Ser. No. C56 - 1039

NOTE 3: P30 Serial No. 14341269 P31 Serial No. 16194708  
 The AFTER number is serviced in the Switch Assembly Code 8-50-82.

NOTE 4: Also use 1770 330 Handle with this Switch.



CODE	PART NAME AND DESCRIPTION	NO. OF CYL.	PLYMOUTH	DODGE	DESOTO	CHRYSLER AND IMPERIAL	PER CAR	PART NUMBER
		6-8	-	57-58	-	-	1	1779 741
		8	-	-	57	-	1	1769 529
		8	-	-	58	-	1	1838 175
	C75, C76, LC1, LC2, LC3, UP TO . . . . .	8	-	-	-	57-58 (1)	1	*1769 705
	LC1, LC2, LC3, AFTER . . . . .	8	-	-	-	58 (1)	1	*1886 096
8-50-135	PLATE, Directional Signal Switch Contact . . .	6-8	55-56	55-56	55-56	55-56	1	1595 236
	C75, C76, LC1, LC2, LC3 . . . . .	6-8	57-58	57-58	57-58	57-58	1	1769 321
8-50-143	SOCKET, Gear Shift Selector Bulb, C67 w/Power Flite Trans. . . . .	8	-	-	-	55	1	1605 517
8-50-156	SOCKET, Directional Signal Indicator Lamp . . . . .	6-8	55-56	55-56	55-56	55-56	2	1605 517
		6-8	57-58	-	-	-	2	1753 632
		8	-	57	57	-	2	1605 517
		8	-	58	58	57-58	2	1689 538
8-50-170	LENS, Directional Signal Indicator Light, w/BEZEL . . . . .	8	-	-	55-56	-	2	1604 791
		8	-	-	-	55-56	2	1605 357
	C75, C76, LC1, LC2, LC3 . . . . .	8	-	-	-	57-58	2	1753 348
	w/RETAINER, IM, LY1 . . . . .	8	-	-	-	57-58	2	1704 991
8-50-171	BEZEL, Directional Signal Indicator Light Lens, IM, LY1 . . . . .	8	-	-	-	57-58	2	1689 449
8-50-183	RELAY, Directional Signal Switch, IM, LY1 . .	8	-	-	-	57-58	1	1769 567
8-50-186	FLASHER, Directional Signal Switch, C67, C68, C69 . . . . .	6-8	55	55	55	55	1	⊠1818 898
	12 volt . . . . .	6-8	56	56	56	55-56	1	1496 095
		6-8	57-58	57-58	57-58	57-58	1	1692 716
8-50-191	CLIP, Directional Signal Flasher Mounting, S23, S24 . . . . .	8	-	-	56	-	1	1370 081
		6-8	57-58	57-58	57-58	57-58	1	1753 684
8-50-203	CONNECTOR, Directional Signal Switch. . . .	6-8	55-56	55-56	55-56	56	1	1370 445
8-50-303	LAMP, Parking . . . . .	6-8	55	-	-	-	2	*1595 175
	w/Turn SIGNAL . . . . .	6-8	55	-	-	-	2	*1595 177
	Right, w/or w/o Directional Signal . . . . .	6-8	56	-	-	-	1	1648 316
	Left . . . . .	6-8	56	-	-	-	1	1648 317
	w/Headlamp Door, Right . . . . .	6-8	57	-	-	-	1	1689 847
	Left . . . . .	6-8	57	-	-	-	1	1689 848
	Parking, Right, D55-1 . . . . .	6-8	-	55	-	-	1	1604 208
	Left, D55-1 . . . . .	6-8	-	55	-	-	1	1604 209
	Right, w/Turn SIGNAL . . . . .	6-8	-	55	-	-	1	1604 222
	Left . . . . .	6-8	-	55	-	-	1	1604 223
	LAMP, Parking, Right, w/o Directionals, D62-1, D63-1 . . . . .	6-8	-	56	-	-	1	1627 333
	Left, w/o Directionals, D62-1, D63-1 . . . .	6-8	-	56	-	-	1	1627 334
	Right, w/Directional Signal . . . . .	6-8	-	56	-	-	1	1627 341
	Left . . . . .	6-8	-	56	-	-	1	1627 342
	Left, D66, D67-1, D70, D72 . . . . .	6-8	-	57	-	-	1	1769 719
	Right, Chrome, D67-2, D71 . . . . .	6-8	-	57	-	-	1	1753 446
	Left, D67-2, D71 . . . . .	6-8	-	57	-	-	1	1753 447
		8	-	-	56	-	2	1642 067
	Right, S27 . . . . .	8	-	-	57	-	1	1779 298
	Left, S27 . . . . .	8	-	-	57	-	1	1779 299
	Right, S25, S26 . . . . .	8	-	-	57	-	1	1704 885
	Left, S25, S26 . . . . .	8	-	-	57	-	1	1704 886
	Right, LS1 . . . . .	8	-	-	58	-	1	⊠1754 468
	Left . . . . .	8	-	-	58	-	1	⊠1754 469
	LS2, LS3 . . . . .	8	-	-	58	-	2	*1754 469
	LAMP, Parking and Directional Signal, Right, C67, C68-300 . . . . .	8	-	-	-	55	1	1594 861
	Left, C67, C68-300 . . . . .	8	-	-	-	55	1	1594 862
	Right, C71, C72 . . . . .	8	-	-	-	56	1	1648 747
	Left, C71, C72 . . . . .	8	-	-	-	56	1	1648 748
	Right, C72-300 . . . . .	8	-	-	-	56	1	1627 357
	Left, C72-300 . . . . .	8	-	-	-	56	1	1627 358
	Right, IM . . . . .	8	-	-	-	57	1	1704 927
	Left, IM . . . . .	8	-	-	-	57	1	1704 928

NOTE 1: Ser. No. LC1-21510, LC2-13277, LC3-14695.

★ Indicates use as required.

Numerals in parentheses ( ) refer to notes.

Printed in U.S.A.

⊠ Indicates parts not listed in any previous parts book.

Prices and specifications subject to change without notice.

\* Indicates change or addition.

Page 8-79

Nov. 10, 1958 Supersedes Oct. 10, 1957.

# 1955-58 PASSENGER CAR PARTS LIST

ELECTRICAL

CODE	PART NAME AND DESCRIPTION	NO. OF CYL.	PLYMOUTH	DODGE	DESOTO	CHRYSLER AND IMPERIAL	PER CAR	PART NUMBER	
8-50-305	LC1, LC2, LC3 . . . . .	8	-	-	-	58	2	E1832 043	
	Right, LY1 . . . . .	8	-	-	-	58	1	E1832 082	
	Left, LY1 . . . . .	8	-	-	-	58	1	E1832 083	
	BRACKET, Front Bumper Parking Lamp Mounting, Right, C68 . . . . .	8	-	-	-	55	1	1612 377	
	Left, C68 . . . . .	8	-	-	-	55	1	1612 378	
8-50-306	STUD, Parking Lamp, D62-1, 3/4" long . . . . .	6-8	55	55-56	55	-	4	1546 659	
	Parking and Directional Signal Lamp Mounting, 3/4" long, C69, C70, C73 . . . . .	8	55	55	55	55-56	4	E6006 174	
	7/8" long, C69 . . . . .	6-8	55-56	55	55	55	4	1658 471	
	3/4" long, C67 . . . . .	8	-	-	-	55	4	1595 165	
	23/32" long, C68 . . . . .	8	-	-	56	55	4	1570 970	
	7/8" long, C68 . . . . .	8	-	-	-	55	4	1244 141	
	C71, C72 . . . . .	8	-	-	-	56	4	866 481	
	7/8" long, C67, C72-300 . . . . .	8	-	-	-	55-56	4	1658 472	
	SCREW, Door Mounting . . . . .	6-8	-	57-58	-	-	-	2	E6010 122
	"T" BOLT, Parking Lamp Housing to Grille Bar Ornament . . . . .	6-8	-	58	-	-	-	4	E6010 119
8-50-308	Mounting, C75, C76 . . . . .	8	-	-	57	57	4	E6010 130	
	STUD, Parking Lamp Housing . . . . .	8	-	-	58	-	8	E6010 020	
	STUD, Mounting, IM . . . . .	8	-	-	-	57	4	E6006 174	
	LC1, LC2, LC3 . . . . .	8	-	-	-	58	4	E6010 043	
	SCREW, LC3-300 . . . . .	8	-	-	-	58	4	E6010 130	
	"T" BOLT, LY1 . . . . .	8	-	-	-	58	4	E6010 119	
	GASKET, Parking Lamp Mounting, C67, C68-300, C72-300 . . . . .	8	-	-	-	55-56	2	1343 762	
	SHIM, Parking and Directional Lamp to Bumper Guard, C69, C70, C73 . . . . .	8	-	-	-	55-56	2	1688 276	
	NUT, Headlamp Door and Parking Lamp Mounting . . . . .	6-8	57	-	-	-	4	E6010 082	
	8-50-312	HOUSING, Parking Lamp . . . . .	6-8	55	-	-	-	2	1595 189
w/SOCKET . . . . .		6-8	58	-	-	-	2	E1832 004	
w/CABLE and SOCKET, Right, D55-1, D56 . . . . .		6-8	-	55	-	-	1	1604 212	
Left, D55-1, D56 . . . . .		6-8	-	55	-	-	1	1604 213	
Parking and Directional, Right . . . . .		6-8	-	55	-	-	1	1604 224	
Left . . . . .		6-8	-	55	-	-	1	1604 225	
w/CABLE and SOCKET, Right . . . . .		6-8	-	58	-	-	1	E1832 024	
Left . . . . .		6-8	-	58	-	-	1	E1832 025	
Right, w/CABLE and SOCKET . . . . .		8	-	-	55	-	1	1594 627	
Left . . . . .		8	-	-	55	-	1	1594 628	
8-50-315	w/CABLE and SOCKET, C68 . . . . .	8	-	-	-	55	2	*1604 286	
	w/CABLE, Right, C69, C70 . . . . .	8	-	-	-	55	2	1594 639	
	w/CABLE and SOCKET, C70, C73 . . . . .	8	-	-	-	56	2	1627 369	
	w/SOCKET, Right, C75, C76 . . . . .	8	-	-	-	57	1	1689 977	
	Left, C75, C76 . . . . .	8	-	-	-	57	1	1689 978	
	Right, LC3-300 . . . . .	8	-	-	-	58	1	*1689 977	
	Left, LC3-300 . . . . .	8	-	-	-	58	1	*1689 978	
	BEZEL, Parking Lamp, See Lens Code 8-50-335 . . . . .	6-8	55	-	-	-	★	----	
	Parking and Directional Signal Lamp, C69, C70, C73 . . . . .	8	-	-	-	55-56	2	1594 602	
	Screw, C69 . . . . .	8	-	-	-	55	4	271 100	
8-50-335	LENS, Parking Lamp, w/BEZEL Integral . . . . .	6-8	55	-	-	-	2	1595 187	
	w/FERRULE . . . . .	6-8	56	-	-	-	2	1688 539	
	w/FERRULE . . . . .	6-8	57	-	-	-	2	1689 859	
	w/FERRULE . . . . .	6-8	58	-	-	-	2	E1832 008	
	D62-1, D63 . . . . .	6-8	-	55-56	-	-	2	1604 210	
	w/BEZEL . . . . .	6-8	-	57	-	-	2	1689 988	
	w/FERRULE and BEZEL . . . . .	6-8	-	58	-	-	2	E1832 028	
	Right . . . . .	8	-	-	55	-	1	1594 583	
	Left . . . . .	8	-	-	55	-	1	1594 584	
	Right . . . . .	8	-	-	56	-	2	1642 073	
Left . . . . .	8	-	-	57	-	1	1704 893		
Left . . . . .	8	-	-	57	-	1	1704 894		

★ Indicates use as required.

Numerals in parentheses ( ) refer to notes.

Printed in U.S.A.

☐ Indicates parts not listed in any previous parts book.  
Oct. 10, 1957 Supersedes April 8, 1957.

Prices and specifications subject to change without notice.

\* Indicates change or addition.

CODE	PART NAME AND DESCRIPTION	NO. OF CYL.	PLYMOUTH	DODGE	DESOTO	CHRYSLER AND IMPERIAL	PER CAR	PART NUMBER
	C67, C72-300	8	-	-	-	55-56	2	1594 873
	Right, C68	8	-	-	-	55	1	1604 778
	Left, C68	8	-	-	-	55	1	1604 779
	Right, C71, C72	8	-	-	-	56	1	1648 752
	Left, C71, C72	8	-	-	-	56	1	1648 753
	C69, C70, C73	8	-	-	-	55-56	2	1594 605
	Right, C75, C76, LC3-300	8	-	-	-	57-58	1	*1689 983
	Left, C75, C76, LC3-300	8	-	-	-	57-58	1	*1689 984
	Right, IM-1	8	-	-	-	57	1	1704 937
	Left, IM-1	8	-	-	-	57	1	1704 938
	LC1, LC2, LC3	8	-	-	58	58	2	E1832 048
	LY1	8	-	-	-	58	2	E1832 088
8-50-337	SCREW, Parking Lamp Lens Mounting	6-8	55	-	-	-	4	E6006 049
	Headlamp Door and Parking Lamp Mounting	6-8	58	-	-	-	4	E6010 096
	Lower	6-8	58	-	-	-	2	* 936 733
	D62-1, D63, C67, C68, C71, C72	6-8	-	55-56	56	55-56	4	1527 454
		6-8	-	57	-	-	2	892 569
		6-8	-	58	-	-	2	* 892 569
	S23, S24, S25, S26, S27	8	-	-	55-57	-	4	1594 587
	IM-1	8	-	-	-	57	4	1527 454
	Screw, C75, C76	8	-	-	-	57	4	271 100
	LC1, LC2, LC3	8	-	-	58	58	4	E6010 091
	LY1	8	-	-	-	58	★	E6010 120
8-50-338	GASKET, Parking Lamp Lens Mounting	6-8	55	-	-	-	2	1595 190
		6-8	57	-	-	-	2	1689 857
		6-8	58	-	-	-	2	E1832 012
	D62-1, D63	6-8	-	55-56	-	-	2	1604 211
		6-8	-	57	-	-	2	1689 899
		6-8	-	58	-	-	2	E1832 029
		8	-	-	55	-	2	1594 586
		8	-	-	56	-	2	1648 362
		8	-	-	57	-	2	1704 895
	C67, C72-300	8	-	-	-	55-56	2	1594 874
	C68	8	-	-	-	55	2	1604 293
	C71, C72	8	-	-	-	56	2	1648 776
	C69, C70, C73	8	-	-	-	55-56	2	1594 606
	C75, C76, LC3-300	8	-	-	-	57-58	2	*1689 985
	IM	8	-	-	-	57	2	1704 939
	LC1, LC2, LC3	8	-	-	58	58	2	E1832 048
	LY1	8	-	-	-	58	2	E1832 089
8-50-346	NUT, Parking Lamp Lens Mounting	6-8	57-58	-	-	-	4	E6010 082
8-50-349	CABLE, Parking Lamp, Right	6-8	55	-	-	-	1	1626 528
	Left	6-8	55	-	-	-	1	1546 179
	Parking and Directional Lamp, w/SOCKET, Right	6-8	55	-	-	-	1	1626 530
	Left	6-8	55	-	-	-	1	1626 531
	w/ or w/o Directionals	6-8	56	-	-	-	2	1688 593
		6-8	57	-	-	-	2	1689 903
	Parking Lamp, w/SOCKET, Right, D55-1, D56	6-8	-	55	-	-	1	1604 220
	Left, D55-1, D56	6-8	-	55	-	-	1	1604 221
		6-8	-	56	-	-	2	1627 337
	Parking and Directional Lamp, w/SOCKET,	6-8	-	55	55	55	2	1604 226
		6-8	-	56	-	-	2	1627 345
	Right	6-8	-	57	-	-	1	1689 895
	Left	6-8	-	57	-	-	1	1689 896
	Right, LS1, C75, C76, LC1, LC2, LC3	8	-	-	57-58	57-58	1	*1779 290
	Left, LS1, C75, C76, LC1, LC2, LC3	8	-	-	57-58	57-58	1	*1779 291
	C68	8	-	-	55	55	2	1604 167
	C72-300	8	-	-	56	56	2	1627 361
	C67	8	-	-	-	55	2	1604 170
	C71, C72	8	-	-	-	56	2	1648 777
	C69, C70	8	-	-	-	55	2	1604 171
	C70, C73	8	-	-	-	56	2	1627 371
	Right, IM, LC3-300	8	-	-	-	57-58	1	*1779 300
	Left, IM, LC3-300	8	-	-	-	57-58	1	*1779 295

★ Indicates use as required.

E Indicates parts not listed in any previous parts book.

\* Indicates change or addition.

Numerals in parentheses ( ) refer to notes.

Prices and specifications subject to change without notice.

Oct. 10, 1957 Supersedes April 8, 1957.

# 1955-58 PASSENGER CAR PARTS LIST

ELECTRICAL

CODE	PART NAME AND DESCRIPTION	NO. OF CYL.	PLYMOUTH	DODGE	DESOTO	CHRYSLER AND IMPERIAL	PER CAR	PART NUMBER
8-50-351	SOCKET and BRACKET, Parking Lamp . . . . .	6-8	55	-	-	-	2	1595 191
	Parking and Directional . . . . .	6-8	55	-	-	-	2	1595 192
		6-8	56	-	-	-	2	1688 595
	SOCKET and BOOT, Parking and Directional Lamp, LC3-300, LY1 . . . . .	6-8	57	58	56-57	56-58	2	1689 997
		6-8	58	-	-	-	2	*1832 014
	w/BOOT . . . . .	6-8	-	57	-	-	2	1689 897
8-50-370	FRAME, Grille Bar Parking Lamp, Right . . . . .	6-8	-	58	-	-	1	1754 594
	Left . . . . .	6-8	-	58	-	-	1	1754 595
8-50-371	BRACKET, Radiator Grille Parking and Directional Signal Lamp Frame, Right . . . . .	6-8	-	58	-	-	1	⊠1832 130
	Left . . . . .	6-8	-	58	-	-	1	⊠1832 131
8-50-380	SEAL, Parking Lamp . . . . .	6-8	-	57	-	-	2	1689 891

## 8-52-0 STARTING MOTOR

8-52-4	STARTING MOTOR ASSEMBLIES							
	P26, D56 (stamped MCH 6305). . . . .	6	55	55	-	-	1	1604 035
	Stamped MDG 6001 . . . . .	6	56	-	-	-	1	1627 289
	Stamped MDF 6002 P28, w/PowerFlite or Power Strg. . . . .	6	56	56	-	-	1	1642 205
	Stamped MDL-6004, w/PowerFlite and Auto. 3 Speed Trans., UP TO . . . . .	6	57-58 (3)	57-58 (3)	-	-	1	*1689 339
	w/PowerFlite Trans., AFTER, for component parts see 1842 520 . . . . .	6	58 (3)	58 (3)	-	-	1	*1889 260
	P27, D55 (1473 218 stamped MCH 6206 cancelled, superseded by MCH 6205). . . . .	8	55	55	-	-	1	1473 558
	Stamped MDG 6002 . . . . .	8	56	-	-	-	1	1627 290
	Stamped MDM-6001, P30, D72, w/Std. Trans., P31 All, LD1, UP TO . . . . .	6-8	57-58 (2)	57-58 (2)	-	-	1	*1689 340
	Stamped MDU-6001, AFTER . . . . .	6	58 (2)	58 (2)	-	-	1	*1842 511
	Stamped MDF 6007 . . . . .	8	-	56	-	-	1	1658 033
	Stamp MDL 6003, LD2, S27 . . . . .	8	-	57-58	57	-	1	1689 341
	S21, S22, C67, C68, C69 (stamped MCL 6304)	8	-	-	55	55	1	1604 480
	C70 (stamped MDC 6301) UP TO . . . . .	8	-	-	-	55 (1)	1	1605 144
	C70 (stamped MDD 6401) AFTER . . . . .	8	-	-	-	55 (1)	1	1642 206
	Stamped MDF 6001 . . . . .	8	-	-	56	56	1	1642 140
	Stamped MDT-6003, C76, IM, for Components see 1689 343 Starter UP TO . . . . .	8	-	-	-	57 (4)	1	⊠1842 562
	Stamped MDT-6003, S25, S26, C76, IM, for components see 1689 343 Starter, AFTER . . . . .	8	-	-	57	57 (4)	1	⊠1842 562
	Stamped MDL-6013, LP2 Fury, LD2-D500, LD3, LS1 . . . . .	8	58	58	58	-	1	1779 955
	Stamped MDL-6014, LS2, LS3 . . . . .	8	-	-	58	-	1	1770 712
			8	-	-	-	1	*1842 562

For MODEL APPLICATION See Code 8-52-4

CODE	REMARKS	STARTING MOTOR ASSEMBLIES				
		1642 206 MDD 6401	1604 035 MCH 6305	1604 480 MCL 6304	1605 144 MDC 6301	1473 218 MCH 6206
<b>STARTING MOTOR ASSEMBLIES COMPONENT PARTS</b>						
8-52-2	COIL PACKAGE, Field	1658 580	1300 504	*1300 513	1605 583	1300 504
8-52-5	STUD, Mounting, w/PowerFlite, P27, D55	-----	1613 149	1613 149	1613 149	-----
8-52-8	SHIELD, Heat	-----	-----	1558 394	1558 394	-----
8-52-11	BEARING, Intermediate	-----	1138 526	-----	-----	1138 526
	15/32" long	-----	-----	-----	-----	1138 527
8-52-13	BENDIX, Drive	-----	1473 219	-----	-----	1473 219
8-52-41	CLUTCH	1343 708	-----	1343 708	1343 708	-----

NOTE 1: C70 engine No. CE55-10586.

NOTE 2: LP1 Engine No. L-230-122787, LD1 Engine No. LD1-230-122787

NOTE 3: Engine No. L-230-N5232

NOTE 4: C76 Engine No. NE-57-7480, IM Engine No. CE57-7433.

★ Indicates use as required.

Numerals in parentheses ( ) refer to notes.

Printed in U.S.A.

⊠ Indicates parts not listed in any previous parts book.

Prices and specifications subject to change without notice.

Nov. 10, 1958 Supersedes Jan. 30, 1958.

\* Indicates change or addition.

For MODEL APPLICATION See Code 8-52-4

CODE	REMARKS	STARTING MOTOR ASSEMBLIES				
		1642 206 MDD 6401	1604 035 MCH 6305	1604 480 MCL 6304	1605 144 MDC 6301	1473 218 MCH 6206
8-52-46	YOKE	1523 299	----	1523 299	1523 299	----
8-52-50	PIN, Yoke	1527 946	----	1527 946	1527 946	----
8-52-60	PIN, Link	1343 711	----	1343 711	1343 711	----
8-52-65	CLAMP, Yoke Cover	1527 947	----	1527 947	1527 947	----
8-52-67	SNAP RING	1273 430	----	1273 430	1273 430	----
8-52-68	RETAINER, Snap Ring	1343 706	----	1343 706	1343 706	----
8-52-76	HOUSING, Pinion	1523 305	1605 551	1523 305	1523 305	1473 339
8-52-80	BEARING, Pinion Bearing	----	652 115	636 845	636 845	652 115
8-52-112	PLATE, Intermediate	1523 304	----	----	1523 304	----
8-52-120	ARMATURE	1605 585	1383 849	1523 306	1605 585	1383 849
8-52-121	WASHER, Commutator End Thrust 1/32" thk.	641 446	641 446	641 446	641 446	641 446
	3/64" thk.	672 641	672 641	672 641	672 641	672 641
	1/16" thk.	1369 645	1383 663	1369 645	1369 645	1383 663
	Drive End Thrust	641 444	----	641 444	641 444	----
8-52-135	BRUSH SET	----	1345 005	1345 005	1605 587	1345 005
8-52-139	SPRING, Brush	636 841	----	636 841	636 841	636 841
8-52-176	HEAD, Commutator End	----	1383 848	1300 516	1605 584	1383 848
8-52-195	BAND, Cover	641 457	641 457	641 457	641 457	641 457
8-52-216	COIL, Field, Right	----	1138 522	----	----	1138 522
8-52-217	COIL, Field, Left	----	----	----	----	1138 521
8-52-241	BOLT, Thru	641 454	1300 503	1300 503	641 454	----
8-52-250	BUSHING, Terminal Stud Insulating	1121 743	1121 743	1121 743	1121 743	----
8-52-251	WASHER, Terminal Stud Insulating, Inner	1369 642	1369 642	1369 642	1369 642	----
	Outer	1135 578	1135 578	1135 578	1135 578	----
8-52-275	STUD, Terminal	----	1473 338	----	1605 581	----
8-52-337	CONNECTOR	1605 586	----	----	1605 586	----

For MODEL APPLICATION See Code 8-52-4

CODE	REMARKS	STARTING MOTOR ASSEMBLIES				
		1627 289 MDG 6001	1627 290 MDG 6002	1642 205 MDF 6002	1658 033 MDG 6007	1642 140 MDF 6001
<b>STARTING MOTOR ASSEMBLIES COMPONENT PARTS</b>						
8-52-2	COIL PACKAGE, Field	1658 553	1658 553	1658 577	1658 577	1658 562
8-52-5	STUD, Starter Mounting	----	----	----	----	1613 149
8-52-8	SHIELD, Nut	----	----	----	----	1558 394
8-52-11	BEARING, Intermediate	1138 526	1138 526	1138 526	1138 526	----
8-52-13	BENDIX DRIVE	1473 219	1473 219	1437 219	1473 219	----
8-52-41	CLUTCH	----	----	----	----	1343 708
8-52-46	YOKE	----	----	----	----	1658 579
8-52-50	PIN, Yoke	----	----	----	----	1527 946
8-52-65	CLAMP, Yoke Cover	----	----	----	----	1527 947
8-52-67	RING, Starter Retainer and Pinion Stop Snap	----	----	----	----	1273 430
8-52-68	STOP, Retainer and Pinion	----	----	----	----	1343 706
8-52-76	HOUSING, Pinion	1658 556	1658 558	1658 556	1658 558	1658 575
8-52-80	BEARING, Pinion Housing	652 115	652 115	652 115	652 115	636 845
8-52-112	PLATE, Starter Intermediate	----	----	----	----	1523 304
8-52-120	ARMATURE	⊠1843 385	⊠1843 385	⊠1843 385	⊠1843 385	1658 563
8-52-121	WASHER, Commutator End Thrust					
	1/32" thk.	641 446	641 446	641 446	641 446	1369 645
	3/64" thk.	672 641	672 641	672 641	672 641	672 641
	1/16" thk.	1383 663	1383 663	1383 663	1383 663	----
	Intermediate Thrust Washer, 1/32" thk.	641 446	641 446	641 446	641 446	641 446
	Drive End Thrust Washer	----	----	----	----	641 444
8-52-135	BRUSH SET	1658 552	1658 552	1658 552	1658 552	1658 552
8-52-139	SPRING, Brush	636 841	636 841	636 841	636 841	636 841
8-52-176	HEAD, Commutator End, Assembly	1658 554	1658 554	1658 554	1658 554	1658 554
8-52-184	FELT, Commutator End Head	636 840	636 840	636 840	636 840	636 840
8-52-241	BOLT, Thru	1300 503	1300 503	1300 503	1300 503	1300 503
8-52-250	BUSHING, Terminal Stud Insulating	1121 743	1121 743	1121 743	1121 743	----
8-52-251	WASHER, Inner Terminal Stud Insulating	1369 642	1369 642	1369 642	1369 642	----
	Outer	1135 578	1135 578	1135 578	1135 578	----
8-52-275	STUD, Terminal	----	1658 551	1658 551	1658 551	----
	Square Neck	----	----	----	----	1527 971

★ Indicates use as required.

Numerals in parentheses ( ) refer to notes.

Printed in U.S.A.

⊠ Indicates parts not listed in any previous parts book.

Prices and specifications subject to change without notice.

\* Indicates change or addition.

# 1955-58 PASSENGER CAR PARTS LIST

FOR MODEL APPLICATION SEE CODE 8-52-4

CODE	REMARKS	STARTER ASSEMBLIES			
		1689 339 MDL-6004	1689 340 MDM-6001	1689 341 MDL-6003	1689 342 MDL-6001
<b>STARTING MOTOR ASSEMBLIES COMPONENT PARTS</b>					
8-52-2	PACKAGE, Field Coil . . . . .	1752 364	1752 390	1752 364	1752 364
8-52-11	BEARING, Intermediate . . . . .	1138 526	1138 526	1138 526	----
8-52-13	BENDIX DRIVE . . . . .	1752 387	1752 387	1752 387	----
8-52-41	CLUTCH . . . . .	----	----	----	1752 374
8-52-46	YOKE . . . . .	----	----	----	1752 373
8-52-50	PIN or BOLT, Yoke . . . . .	----	----	----	1527 946
8-52-65	CLAMP, Yoke Cover . . . . .	----	----	----	1527 947
8-52-76	HOUSING, Pinion . . . . .	1752 392	1752 388	1752 388	1752 377
8-52-80	BEARING, Pinion Housing . . . . .	1752 378	1752 378	1752 378	1752 378
8-52-112	PLATE, Intermediate . . . . .	----	----	----	1523 304
8-52-120	ARMATURE . . . . .	1752 386	1752 386	1752 386	1752 368
8-52-121	WASHER, Commutator End Thrust . . . . .	----	----	----	1369 645
	1/32" thk. . . . .	641 446	641 446	641 446	641 446
	3/64" thk. . . . .	672 641	672 641	672 641	672 641
	1/16" thk. . . . .	1383 663	1383 663	1383 663	----
	WASHER, Drive End Thrust . . . . .	----	----	----	1752 367
8-52-135	BRUSH SET . . . . .	1752 365	1752 365	1752 365	1752 365
8-52-139	SPRING, Brush . . . . .	1752 362	1752 362	1752 362	1752 362
8-52-150	HOLDER, Insulated Brush . . . . .	1752 360	1752 360	1752 360	1752 360
	Grounded . . . . .	1752 361	1752 361	1752 361	1752 361
8-52-151	PIN, Brush Holder . . . . .	1752 363	1752 363	1752 363	1752 363
8-52-176	HEAD, Commutator End, Assembly . . . . .	1752 366	1752 366	1752 366	1752 366
8-52-241	BOLT, Thru . . . . .	1300 503	1300 503	1300 503	1300 503
8-52-250	BUSHING, Terminal Stud Insulating . . . . .	1818 777	1752 385	1752 385	----
8-52-251	WASHER, Terminal Stud Insulating Inner . . . . .	1752 383	1752 383	1753 383	----
	Outer . . . . .	1818 751	1135 578	1135 578	----
8-52-271	SCREW, Pole Shoe . . . . .	----	----	----	859 901
8-52-275	STUD, Field Terminal . . . . .	1752 384	1752 384	1752 384	----
8-52-330	SWITCH, Solenoid . . . . .	----	----	----	1770 717
8-52-337	CONNECTOR, Switch . . . . .	----	----	----	1658 561
8-52-393	WASHER, Terminal (5/16) . . . . .	----	----	----	1135 614

CODE	REMARKS	STARTER ASSEMBLIES			
		E1842 562 MDT-6003	1779 955 MDL-6013	1473 558 MCH-6205	1770 712 MDL-6014
8-52-2	PACKAGE, Field Coil . . . . .	E1879 319	E1879 319	1300 504	1752 364
8-52-11	BEARING, Intermediate . . . . .	----	1138 526	1138 526	----
	Bronze . . . . .	----	----	1138 527	----
8-52-13	BENDIX DRIVE . . . . .	----	1752 387	1473 219	----
8-52-41	CLUTCH . . . . .	----	----	----	1752 374
8-52-46	YOKE . . . . .	----	----	----	1752 373
8-52-50	PIN or BOLT, Yoke . . . . .	----	----	----	1527 946
8-52-65	CLAMP, Yoke Cover . . . . .	----	----	----	1527 947
8-52-67	RETAINER, w/Snap RING . . . . .	E1752 375	----	----	----
8-52-68	RETAINER, w/Pinion STOP . . . . .	E1752 376	----	----	----
8-52-76	HOUSING, Pinion . . . . .	*1752 377	1843 320	1138 528	1843 321
8-52-80	BEARING, Pinion Housing . . . . .	*1752 378	1752 378	652 115	1752 378
8-52-112	PLATE, Intermediate . . . . .	----	----	----	1523 304
8-52-120	ARMATURE . . . . .	*1752 368	1752 386	1383 849	1752 386
8-52-121	WASHER, Commutator End Thrust . . . . .	*1369 645	----	----	1369 645
	1/32" Thk. . . . .	* 641 446	641 446	641 446	641 446
	3/64" Thk. . . . .	* 672 641	672 641	672 641	672 641
	1/16" Thk. . . . .	----	1383 663	1383 663	----
	WASHER, Drive End Thrust . . . . .	*1752 367	----	----	----
8-52-135	BRUSH SET . . . . .	*1843 135	1843 135	1345 005	1843 135
8-52-139	SPRING, Brush . . . . .	*1752 362	1752 362	636 841	1752 362
8-52-150	HOLDER, Brush, Insulated Brush . . . . .	*1752 360	1752 360	----	1752 360
	Grounded Brush . . . . .	*1752 361	1752 361	----	1752 361

★ Indicates use as required. Numerals in parentheses ( ) refer to notes. Printed in U.S.A.  
 □ Indicates parts not listed in any previous parts book. Prices and specifications subject to change without notice.  
 Nov. 10, 1958 Supersedes Jan. 30, 1958. Page 8-84 \* Indicates change or addition.

For MODEL APPLICATION See Code 8-52-4

CODE	REMARKS	STARTER ASSEMBLIES			
		1779 955 MDL-6013	1473 558 MCH-6205	1770 712 MDL-6014	
		E1842 562 MDT-6003			
8-52-151	PIN, Brush Holder . . . . .	*1752 363	1752 363	---- --	1752 363
8-52-176	HEAD, Commutator End, Assembly . . . . .	*1752 366	1752 366	1383 848	1752 366
8-52-184	FELT, Commutator End Head . . . . .	---- --	---- --	636 840	---- --
8-52-195	BAND, Cover . . . . .	---- --	---- --	641 457	---- --
8-52-216	COIL, Field, Right . . . . .	---- --	---- --	1138 522	---- --
8-52-217	COIL, Field, Left . . . . .	---- --	---- --	1138 521	---- --
8-52-222	EQUALIZER, Field Coil . . . . .	---- --	---- --	1138 519	---- --
8-52-241	BOLT, Thru . . . . .	*1300 503	1300 503	1300 503	1300 503
8-52-250	BUSHING, Terminal Stud Insulating . . . . .	---- --	1818 777	1121 743	---- --
8-52-251	WASHER, Terminal Stud Insulating, Outer . . . . .	---- --	1818 751	---- --	---- --
8-52-271	SCREW, Pole Shoe . . . . .	* 859 901	859 901	859 901	859 901
8-52-275	STUD, Field Terminal . . . . .	---- --	---- --	1473 338	---- --
8-52-326	BUSHING, Insulating . . . . .	E1752 371	---- --	---- --	---- --
	WASHER, Insulating . . . . .	E1752 372	---- --	---- --	---- --
8-52-330	SWITCH, Solenoid . . . . .	*1770 717	---- --	---- --	1770 717
8-52-337	CONNECTOR, Switch . . . . .	*1658 561	---- --	---- --	1658 561
8-52-360	PLUNGER, Assembly . . . . .	*1752 370	---- --	---- --	---- --
8-52-387	SCREW and LINK, Assembly . . . . .	*1658 565	---- --	---- --	---- --
8-52-390	STUD, Terminal, Square Neck . . . . .	*1527 971	---- --	---- --	1527 971
8-52-393	WASHER, Terminal (5/16) . . . . .	*1135 614	---- --	---- --	1135 614

CODE	REMARKS	STARTER ASSEMBLIES		
		*1689 343 MDL-6002	*1842 511 MDU-6001	*1889 260
8-52-2	PACKAGE, Field Coil . . . . .	E1752 364	*1879 574	---- --
8-52-5	STUD, Starter Mounting . . . . .	*1613 149	---- --	---- --
8-52-6	NUT, Starter Mounting Stud . . . . .	*1594 541	---- --	---- --
8-52-8	SHIELD, Heat . . . . .	*1558 394	---- --	---- --
8-52-10	SCREW, Heat Shield, w/WASHER . . . . .	*1552 153	---- --	---- --
8-52-11	BEARING, Intermediate . . . . .	---- --	*1138 526	*1138 526
8-52-13	BENDIX DRIVE . . . . .	---- --	*1752 387	*1752 387
8-52-41	CLUTCH . . . . .	*1752 374	---- --	---- --
8-52-46	YOKE . . . . .	*1752 373	---- --	---- --
8-52-50	PIN or BOLT, Yoke . . . . .	*1527 946	---- --	---- --
8-52-60	PIN, Link . . . . .	*1658 574	---- --	---- --
8-52-65	CLAMP, Yoke Cover . . . . .	*1527 947	---- --	---- --
8-52-67	SNAP RING, Retainer and Pinion Stop . . . . .	E1752 375	---- --	---- --
8-52-68	RETAINER, Snap Ring . . . . .	E1752 376	---- --	---- --
8-52-76	HOUSING, Pinion . . . . .	E1752 380	*1752 388	*1752 392
8-52-80	BEARING, Pinion Housing . . . . .	---- --	*1752 378	*1752 378
8-52-112	PLATE, Intermediate . . . . .	*1523 304	---- --	---- --
8-52-120	ARMATURE . . . . .	E1752 421	*1752 386	*1752 386
8-52-121	WASHER, Commutator End Thrust . . . . .	*1369 645	---- --	---- --
	1/32" Thk. . . . .	* 641 446	* 641 446	* 641 446
	3/64" Thk. . . . .	* 672 641	* 672 641	* 672 641
	1/16" Thk. . . . .	---- --	*1383 663	*1383 663
	WASHER, Drive End Thrust . . . . .	* 641 444	---- --	---- --
	WASHER, Intermediate Thrust . . . . .	---- --	---- --	* 641 446
8-52-135	BRUSH SET . . . . .	*1752 365	*1843 135	*1843 135
8-52-139	SPRING, Brush . . . . .	*1752 362	*1752 362	*1752 362
8-52-150	HOLDER, Insulated Brush . . . . .	*1752 360	*1752 360	*1752 360
	Grounded Brush . . . . .	*1752 361	*1752 361	*1752 361
8-52-151	WASHER, Armature Thrust . . . . .	*1752 363	*1752 363	*1752 363
8-52-176	HEAD, Commutator End Assembly . . . . .	*1752 366	*1752 366	*1752 366
8-52-241	BOLT, Thru . . . . .	*1300 503	*1300 503	*1300 503
8-52-250	BUSHING, Terminal Stud Insulating . . . . .	---- --	*1818 777	*1818 777

★ Indicates use as required.

Numerals in parentheses ( ) refer to notes.

Printed in U.S.A.

E Indicates parts not listed in any previous parts book.

Prices and specifications subject to change without notice.

\* Indicates change or addition.

# 1955-58 PASSENGER CAR PARTS LIST

CODE	REMARKS	STARTER ASSEMBLIES	
		*1689 343 MDL-6002	*1842 511 MDU-6001
8-52-251	WASHER, Terminal Stud Insulating, Inner . . . . .	----	*1752 383
	Outer . . . . .	----	*1818 751
8-52-271	SCREW, Pole Shoe . . . . .	----	* 859 901
8-52-275	STUD, Field Terminal, Square Neck . . . . .	*1527 971	*1752 384
8-52-326	WASHER, Insulation, Inner, w/FLANGE . . . . .	E1752 371	----
	Plain . . . . .	E1752 372	----
8-52-328	RELAY . . . . .	*1842 546	----
8-52-330	SWITCH, Solenoid . . . . .	*1770 717	----
8-52-338	COVER, Switch . . . . .	*1658 566	----
8-52-344	PACKAGE, Switch Cover . . . . .	*1770 762	----
8-52-348	WASHER, Cover . . . . .	*1658 571	----
8-52-360	PLUNGER . . . . .	*1752 370	----
8-52-376	CAP, Rubber . . . . .	*1658 564	----
8-52-387	SCREW and LINK . . . . .	*1658 565	----

CODE	PART NAME AND DESCRIPTION	NO. OF CYL.	PLYMOUTH	DODGE	DESOTO	CHRYSLER AND IMPERIAL	PER CAR	PART NUMBER
8-52-328	RELAY, S21, S22, w/PowerFlite, C67, C68, C69 . . . . .	8	-	-	55	55	1	1440 445
	w/PowerFlite . . . . .	8	-	-	56	55-56	1	*1842 546
	w/Auto. 3 Speed Trans., S25, S26, LS2, LS3, C76, IM, LC2, LC3, LY1 . . . . .	8	-	-	57-58	57-58	1	*1842 546
	LC1 . . . . .	8	-	-	-	58	1	1842 550
8-52-330	SWITCH, Solenoid, w/o PowerFlite . . . . .	6-8	55	55	-	-	1	1383 605
	w/PowerFlite . . . . .	6-8	55	55	-	-	1	1605 499
	S27, w/Std. Trans., LP1, LD1, w/o Auto. 3 Speed Trans. . . . .	6-8	56-58	56-58	57	-	1	1692 658
	w/PowerFlite and Auto. 3 Speed Trans., S27, LS1 . . . . .	6-8	56-58	56-5P	57-58	-	1	1692 659
	S23, S24 . . . . .	8	-	-	56	56	1	1658 985
	C67, C68, C69 . . . . .	8	-	-	55	55	1	1529 144
	C70 . . . . .	8	-	-	-	55	1	1498 878
	S25, S26, LS2, LS3, LC1, LC2, LC3 . . . . .	8	-	-	57-58	57-58	1	*1770 717
8-52-334	TERMINAL, Starter Solenoid Switch . . . . .	6-8	-	58	-	-	1	1527 254
8-52-337	CONNECTOR, Switch to Starter, C67, C68, C69 . . . . .	8	-	-	55	55	1	1479 691
	Switch . . . . .	8	-	-	56-57	56-57	1	1658 561
8-52-338	COVER, Switch . . . . .	8	-	-	56-57	56-57	1	1658 566
8-52-339	GASKET, Cover, C70 . . . . .	8	-	-	-	55 (1)	1	1369 652
8-52-344	PACKAGE, Starter Solenoid Switch Cover LC1 . . . . .	8	-	-	56	56	1	1770 762
		8	-	-	-	58	1	E1879 603
8-52-357	CABLE, Solenoid to Starter, 31", P26, P27. 22" long, D62, D63, S27, LS1 . . . . .	8	55	55	-	-	1	1527 819
		6-8	56-58	56-58	57-58	-	1	1689 198
8-52-360	PLUNGER, w/1658 572 Switch . . . . .	8	-	-	-	56	1	1658 572
	S25, S26 . . . . .	8	-	-	57	57	1	1752 370
8-52-382	SCREW, Link . . . . .	8	-	-	55	55	1	1345 006
8-52-387	SCREW and LINK, w/1658 985 Switch . . . . .	8	-	-	-	56-57	1	1658 565
8-52-390	SCREW, C70 . . . . .	8	-	-	-	55 (1)	1	1345 013
8-52-395	WASHER, Terminal Screw Insulating, C70 . . . . .	8	-	-	-	55 (1)	1	1345 020
	Terminal Stud Insulating, C70 . . . . .	8	-	-	-	55 (1)	1	1345 021
	Solenoid Switch Terminal Stud . . . . .	8	-	-	56	56	1	1345 020
8-52-406	INSULATION, C70 . . . . .	8	-	-	-	55 (1)	1	1345 018
8-52-408	STUD, Spacer, C70 . . . . .	8	-	-	-	55 (1)	1	1479 683
8-52-409	PACKAGE, Push Button Starter Switch . . . . .	6-8	-	-	-	57	1	1779 888
		6-8	-	57	-	-	1	1838 222
	w/CABLES . . . . .	8	-	58	-	-	1	1843 421
		8	-	-	-	58	1	1843 420
8-52-432	TERMINAL, Relay, S21, S22, w/PowerFlite, C67, C68, C69 . . . . .	8	-	-	55	55	1	1527 254

NOTE 1: C70 AFTER engine No. CE55-10586.



CODE	PART NAME AND DESCRIPTION	NO. OF CYL.	PLYMOUTH	DODGE	DESOTO	CHRYSLER AND IMPERIAL	PER CAR	PART NUMBER
<b>8-53-0 SWITCHES</b>								
8-53-150	SWITCH, Dimmer . . . . .	6-8	55-56	55-56	55-56	55-56	1	1641 552
		6-8	57-58	57-58	57-58	57-58	1	1689 512
8-53-163	SEAL, Dimmer Switch to Toe Riser . . . . .	6-8	55-57	55-57	55-57	55-57	1	953 684
8-53-210	SWITCH, Instrument Lamp . . . . .	6-8	55	-	-	-	1	1622 159
		6-8	-	55	-	-	1	1605 026
	(see code 8-53-270) . . . . .	6-8	56	56	56	-	1	---- ---
	w/PowerFlite . . . . .	6-8	-	56	-	-	1	1688 788
		8	-	-	55	-	1	1604 088
	C67, C68, C69 . . . . .	8	-	-	-	55	1	1604 408
	C70, C71, C72, C73 . . . . .	8	-	-	-	55-56	1	1626 682
8-53-211	NUT, Instrument Lamp Switch Mounting, w/PowerFlite . . . . .	6-8	-	56	-	-	1	1439 758
	IM . . . . .	8	-	-	-	57	1	6008 070
8-53-225	KNOB, Instrument Lamp Switch Control . . . . .	6-8	55-56	-	55-56	-	1	1595 250
		6-8	57-58	-	-	-	1	1689 689
	w/o PowerFlite . . . . .	6-8	-	55-56	-	-	1	1595 260
	w/PowerFlite . . . . .	6-8	-	56	-	-	1	1555 258
		6-8	-	57-58	-	-	1	1769 511
		8	-	-	57	-	2	1770 905
		8	-	-	58	-	1	1841 690
		8	-	-	-	55-56	1	1595 243
	C75, C76, LC1, LC2, LC3 . . . . .	8	-	-	-	57-58	1	1704 763
	IM, LY1 . . . . .	8	-	-	-	57-58	1	1770 331
	Screw, Set . . . . .	8	-	-	-	55	1	140 906
	IM, LY1 . . . . .	8	-	-	-	57-58	1	140 868
8-53-226	SPRING, Instrument Lamp Switch Control Knob LS1 . . . . .	6-8	55-56	55	55-56	-	1	1648 012
8-53-266	CIRCUIT BREAKER, Rear Compartment Cigar Lighter, 15 ampere, S21, C68, 4D., Est. Wgn. . . . .	8	-	-	55	55	1	1479 513
	On Cowl Side, 8 ampere, C72, 4D., Est. Wgn., C71, 4D., IM . . . . .	8	-	-	56	56-57	1	1642 386
	8 ampere, C70, C73, S25, S26, 4D., Sp. 4D., 4 D. Sub., LS2, LS3, LC3, LY1 . . . . .	8	-	-	57-58	56-58	1	1642 477
8-53-267	CLIP, Rear Compartment Cigar Lighter Circuit Breaker Mounting, S25, S26, C76, 4 D., Sp. 4 D., 4 D. Sub., LS2, LS3, LC3 . . . . .	8	-	-	57-58	57-58	1	1753 684
	BRACKET, Electric Window Lift and Cigar Lighter Circuit Breaker Mounting, LY1 . . . . .	8	-	-	-	58	1	1479 060
8-53-268	SCREW, Rear Compartment Cigar Lighter Circuit Breaker Mounting, LY1 . . . . .	8	-	-	-	58	2	1331 768
8-53-270	SWITCH, Headlamp, w/built in Circuit Breaker, UP TO . . . . .	6-8	55 (2)	-	-	-	1	1622 156
	w/External Type Circuit Breaker, AFTER . . . . .	6-8	55 (2)	-	-	-	1	1641 698
	SWITCH, Headlamp and Instrument Lamp. . . . .	6-8	56	-	-	-	1	1688 228
		6-8	57	57	-	-	1	1770 151
	UP TO . . . . .	6-8	-	55 (2)	-	-	1	1605 019
	w/External Type Circuit Breaker, AFTER . . . . .	6-8	-	55 (2)	-	-	1	1641 919
	Headlamp and Instrument Lamp, w/o PowerFlite . . . . .	6-8	-	56	-	-	1	1688 966
	Headlamp, w/PowerFlite . . . . .	6-8	-	56	-	-	1	1689 606
		8	-	-	55 (3)	-	1	1604 080
	w/Protruding Bus-Bar . . . . .	8	-	-	55 (1)	-	1	1648 089

NOTE 1: S21 after serial No. 50356690 Det., 62046857 L. A.

S22 after serial No. 55237530 Det., 64024588 L. A.

NOTE 2: P26 serial No. 13841380, P27, 15879564 Det., P26 serial No. 20746346, P27, 22185611 Evans., P26 serial No. 25180959, P27, 26527137 L. A.

D55 serial No. 34751603 Det., 42519048 L. A.  
D56 serial No. 32219319 Det., 48016017 L. A.

NOTE 3: S21 up to serial No. 50345890 and intermittently and approximately from 50345890 to 50356690 Det., up to 62046857 L. A.,

S22 up to serial No. 55213298 and intermittently and approximately from 55213298 to 55237530 Det. up to 64024588 L. A.

★ Indicates use as required.

Numerals in parentheses ( ) refer to notes.

Printed in U.S.A.

□ Indicates parts not listed in any previous parts book.

Prices and specifications subject to change without notice.

\* Indicates change or addition.

# 1955-58 PASSENGER CAR PARTS LIST

ELECTRICAL

CODE	PART NAME AND DESCRIPTION	NO. OF CYL.	PLYMOUTH	DODGE	DESOTO	CHRYSLER AND IMPERIAL	PER CAR	PART NUMBER
	Headlamp and Instrument Lamp, UP TO . . . . .	8	-	-	56 (3)	-	1	1688 550
	AFTER . . . . .	8	-	-	56 (3)	-	1	1688 960
		8	-	-	57	-	1	1769 678
	Headlamp and Instrument Panel Lamp . . . . .	6-8	58	58	58	-	1	1838 208
	UP TO . . . . .	8	-	-	-	55 (2)	1	1604 471
	SWITCH, Headlamp, AFTER . . . . .	8	-	-	-	55-56 (2)	1	1688 993
	C75, C76 . . . . .	8	-	-	-	57	1	1769 652
	IM . . . . .	8	-	-	-	57	1	1819 605
	LC1, LC2, LC3 . . . . .	8	-	-	-	58	1	1841 738
	LY1 . . . . .	8	-	-	-	58	1	1841 737
8-53-271	NUT, Headlamp Switch Mounting, C75, C76 . . . . .	6-8	56-57	55-57	55-57	57	1	6008 070
		6-8	58	58	58	58	1	6008 070
8-53-281	CIRCUIT BREAKER, Headlamp Switch w/1641 698 Headlamp Switch . . . . .	6-8	55	55 (1)	-	-	1	1370 395
	30 Ampere, w/1648 089 and 1648 880 Head- lamp Switches . . . . .	8	-	-	55	55	1	1370 395
	20 amperes, w/1688 550 Headlamp Switch, S23, S24, UP TO, C75, C76 . . . . .	6-8	56	56	56-57 (3)	56-57	1	1566 038
8-53-288	BRACKET, Headlamp Switch Control Mounting	6-8	-	56	-	-	1	1688 769
8-53-291	SPRING, w/Lamp Switch Follower . . . . .	6-8	-	56	-	-	1	1688 750
8-53-294	ESCUTCHEON, Headlamp and Panel Lamp Switch Mounting . . . . .	6-8	-	55	-	-	1	1605 361
	w/o PowerFlite . . . . .	6-8	-	56	-	-	1	1688 341
	w/PowerFlite . . . . .	6-8	-	56	-	-	1	1688 895
	BEZEL, Switch Knob Recess, IM, LY1 . . . . .	8	-	-	-	55-58	★	1604 273
8-53-296	KNOB, Headlamp Switch Control . . . . .	6-8	55-56	-	55-56	-	1	1595 252
		6-8	57-58	-	-	-	1	1770 530
	w/o PowerFlite . . . . .	6-8	-	55-56	-	-	1	1595 258
	LEVER, Headlamp Switch Control, w/PAD . . . . .	6-8	-	56	-	-	1	1688 757
		6-8	-	57-58	-	-	1	1769 738
		8	-	-	57-58	-	1	1770 902
	Mtg. Bezel, w/PowerFlite . . . . .	6-8	-	56	-	-	1	1622 461
		8	-	-	-	55-56	1	1595 239
	C75, C76, LC1, LC2, LC3 . . . . .	8	-	-	-	57-58	1	1704 423
	IM, LY1 . . . . .	8	-	-	-	57-58	1	1753 341
	Screw, Set . . . . .	6-8	55	-	-	-	1	141 009
		6-8	-	55-58	-	55	1	140 907
		6-8	56	-	55-56	-	1	140 919
		6-8	57	-	-	-	1	140 905
		8	-	-	-	56-58	1	140 868
		8	-	-	-	58	1	1527 254
8-53-299	TERMINAL, Headlamp Switch Accessory, LY1.	8	-	-	-	-	1	1527 254
8-53-307	ARM, H/Lamp Switch Control, w/PIN, w/PowerFlite . . . . .	6-8	-	56	-	-	1	1688 749
8-53-308	WASHER, H/Lamp Switch Lever Pivot Spring, w/PowerFlite . . . . .	6-8	-	56	-	-	1	491 605
8-53-309	FOLLOWER, Headlamp Switch Control, w/PowerFlite . . . . .	6-8	-	56	-	-	1	1622 511
8-53-327	SWITCH, Low Oil Pressure . . . . .	6-8	56	-	-	-	1	1594 936
		6-8	57-58	-	-	-	1	1818 830
8-53-328	ELBOW, Eng. Low Oil Pressure Switch . . . . .	6	56	56	-	-	1	1673 720
	S27 . . . . .	8	56	56	-	-	1	1674 731

NOTE 1: P26 serial No. 13841380, P27, 15679564 Det., D55 serial No. 34751603 Det., 42519048 L. A.  
 P26 serial No. 20746346, P27, 22186611 Evans., D56 serial No. 32219319 Det., 48016017 L. A.  
 P26 serial No. 25180959, P27, 26527137 L. A.

NOTE 2: C67 body No. 37732, 4D., 1820 Cv. Cp., 2184 Est. Wgn. C68 body No. 22682, 4D., 1671 Cv. Cp., 1633 Est. Wgn.  
 C67-1 body No. 12104 Sp. Cl. Cp., C68-1 body No. 4352 Sp. Cl. Cp., C68-2 body No. 8621  
 C67-2 body No. 7082 Sp. Cl. Cp., C69 body No. 6385 4D., 3266 Sp. Cl. Cp.  
 C70 body No. 1012, 8 Sed., 1003 Limo.

NOTE 3: S23 approximate serial No. 55294001 Det., S24 approximate serial No. 50384051 Det.,  
 64032849 L. A. 62050579 L. A.

CODE	PART NAME AND DESCRIPTION	NO. OF CYL.	PLYMOUTH	DODGE	DESOTO	CHRYSLER AND IMPERIAL	PER CAR	PART NUMBER
<b>8-55-0 TAIL AND STOP LAMP</b>								
8-55-7	LAMP, Sub. . . . .	6-8	57	-	-	-	2	1753 382
	2 D. Sub., P30-1, P31-1. . . . .	6-8	57	-	-	-	2	1779 320
	Right, except Sub., LP1-L . . . . .	6	58	-	-	-	1	1810 566
	Left. . . . .	6	58	-	-	-	1	1810 567
	Right, except Sub., LP1-M, LP1-H, LP2 . . . . .	6-8	58	-	-	-	1	1810 568
	Left. . . . .	6-8	58	-	-	-	1	1810 569
	4 D. Sub. . . . .	6-8	58	-	-	-	2	1810 387
	Right, LP2 Fury . . . . .	8	58	-	-	-	1	1860 818
	Left. . . . .	8	58	-	-	-	1	1860 819
	2 D. Sub. . . . .	6-8	58	-	-	-	2	1878 158
	Tail and Stop, Sub. . . . .	8	-	57	-	-	2	*1753 516
	Tail, Stop and Back-Up, Sub. . . . .	8	-	57	-	-	2	ⓑ1770 788
	Except Sub. . . . .	6-8	-	58	-	-	2	1810 699
	Sub. . . . .	6-8	-	58	-	-	2	1810 700
	Right, S22, Est. Wgn., UP TO, C67, C68, All. . . . .	8	-	-	55 (1)	55	1	1622 190
	Left, S22 Est. Wgn., UP TO, C67, C68, All. . . . .	8	-	-	55 (1)	55	1	1622 191
	Right, AFTER . . . . .	8	-	-	55 (1)	-	1	1604 064
	Left, AFTER . . . . .	8	-	-	55 (1)	-	1	1604 065
	Right, Est. Wgn. . . . .	8	-	-	56	56	1	1658 134
	Left, Est. Wgn. . . . .	8	-	-	56	56	1	1658 135
	Right, except Sub. . . . .	8	-	-	57-58	-	1	1689 938
	Left, except Sub. . . . .	8	-	-	57-58	-	1	1689 939
	Sub. . . . .	8	-	-	57-58	-	2	1770 787
	C69 . . . . .	8	-	-	-	55	2	1594 332
	C70, C73 . . . . .	8	-	-	-	56	2	1641 923
	C70 . . . . .	8	-	-	-	55	2	1605 052
	Right, except Sub., C75, C76 . . . . .	8	-	-	-	57	1	1689 916
	Left, except Sub. . . . .	8	-	-	-	57	1	1689 917
	IM, LY1 . . . . .	8	-	-	-	57-58	2	1688 697
	Right, except Sub., LC1, LC2, LC3 . . . . .	8	-	-	-	58	1	1810 434
	Left. . . . .	8	-	-	-	58	1	1810 435
8-55-8	GASKET, Tail, Stop and Back-Up Lamp							
	Mounting, Upper . . . . .	6-8	55	-	-	-	2	1604 766
	Lower . . . . .	6-8	55	-	-	-	2	1604 881
	SEAL, Tail Lamp Bezel to Tail Lamp							
	Opening Reinforcement . . . . .	6-8	55	-	-	-	2	1628 619
	GASKET, Lamp Mounting, D66, D67, D72 . . . . .	6-8	-	55-57	-	-	2	1604 397
	GASKET, Lamp Mounting, Sub. . . . .	8	-	57-58	-	-	2	1753 505
	AFTER . . . . .	8	-	-	55 (1)	55	4	1604 072
	Tail, Stop and Directional Lamp Mounting (top lamp) except Est. Wgn. . . . .	8	-	-	56	-	2	1641 888
	Tail Lamp Mounting (bottom lamp) except Est. Wgn. . . . .	8	-	-	56	-	2	1641 888
	Tail, Stop and Directional Lamp Mounting, Est. Wgn. . . . .	8	-	-	56	56	2	1658 160
	Except Sub., 2 1/4" diam. . . . .	8	-	-	57-58	-	2	1604 072
	Except Sub., 2 5/8" diam. . . . .	8	-	-	57-58	-	4	1345 476
	Sub. . . . .	8	-	-	57-58	57-58	2	1753 505
	Tail, Stop and Back-Up Lamp Mounting, C71, C72, except Est. Wgn. . . . .	8	-	-	-	56	2	1648 114
	Except Sub., C75, C76, LC1, LC2, LC3. . . . .	8	-	-	-	57-58	4	1689 931
	IM . . . . .	8	-	-	-	57	2	1688 702

NOTE 1: S22 Est. Wgn. Body No. 1055.

★ Indicates use as required.

Numerals in parentheses ( ) refer to notes.

Printed in U.S.A.

ⓑ Indicates parts not listed in any previous parts book.

Prices and specifications subject to change without notice.

\* Indicates change or addition.

# 1955-58 PASSENGER CAR PARTS LIST

ELECTRICAL

CODE	PART NAME AND DESCRIPTION	NO. OF CYL.	PLYMOUTH	DODGE	DESOTO	CHRYSLER AND IMPERIAL	PER CAR	PART NUMBER
8-55-9	NUT, Tail Lamp Mounting Seal . . . . .	6-8	55	-	-	-	4	1648 221
	Except Sub., C75, C76 . . . . .	8	-	-	56	-	12	1704 815
	Except Sub., LC1, LC2, LC3, UP TO . . . . .	8	-	-	57	57	6	6006 087
	Except Sub., LC1, LC2, LC3, AFTER . . . . .	8	-	-	-	58 (3)	6	*6006 035
	Except Sub. . . . .	8	-	-	-	58 (3)	6	*6006 087
	Except Sub. . . . .	6-8	57	-	-	-	6	1838 942
8-55-10	STUD, Tail and Stop Lamp Housing Mounting, 3/4" long, D55-1, D55-2, D56. . . . .	6-8	55	55	-	-	★	6006 174
	7/8" long, D55-1, D55-2, D56 . . . . .	6-8	55	55-56	-	-	★	1658 471
	SCREW, 3/4" long (full threaded) UP TO . . . . .	6-8	56	-	-	-	4	1658 716
	1 3/4" long, AFTER . . . . .	6-8	56	-	-	-	8	1704 869
	Upper, 2" long, UP TO . . . . .	6-8	56	-	-	-	2	1704 868
	Upper 2 1/4" long (half threaded) AFTER . . . . .	6-8	56	-	-	-	2	1704 868
	STUD, Tail and Back-Up Lamp Mounting . . . . .	6-8	-	56	-	-	★	1244 141
	S22, Est. Wgn., C67, C68, All, UP TO . . . . .	8	-	-	55 (2)	55	6	897 230
	Tail, Stop and Directional Lamp Cap Mounting, Rear, 4 3/4" long, S22 Est. Wgn., AFTER . . . . .	8	-	-	55-56 (1)	56	2	1622 379
	Housing Cap Mounting, C67, C68, 4D., Cv. Cp., Sp. Cl. Cp. . . . .	8	-	-	-	55	2	1622 379
	Lamp Mounting, Upper and Lower, Except Est. Wgn. . . . .	8	-	-	56	-	8	6008 030
	Lamp Mounting, Est. Wgn. . . . .	8	-	-	56	56	4	1345 612
	Housing Mounting, C71, C72, except Est. Wgn. . . . .	8	-	-	-	56	6	1244 141
	SCREW, Sub. . . . .	6-8	57	-	-	-	8	1753 391
	Upper, except Sub. . . . .	6-8	57	-	-	-	2	1838 308
	Lower, except Sub. . . . .	6-8	57	-	-	-	2	1838 309
	Clamp Mounting, except Sub. . . . .	6-8	57	-	-	-	2	1838 310
	SCREW, Housing to Reinforcement Attaching, except Sub. . . . .	6-8	58	-	-	-	10	6006 053
	Attaching, Sub. . . . .	6-8	58	-	-	-	8	6006 019
	Lower, Sub. . . . .	6-8	58	-	-	-	2	6006 255
	STUD, Upper, except Sub. . . . .	8	-	-	57-58	-	2	1689 953
	Lower, except Sub. . . . .	8	-	-	57-58	-	4	1779 465
	Except Sub., C75, C76 . . . . .	8	-	-	-	57	6	1495 701
	IM, LY1 . . . . .	8	-	-	-	57-58	4	6006 174
8-55-12	WASHER, Tail, Stop and Back-Up Lamp Mounting Cup, S22 Est. Wgn., C67, C68, All . . . . .	8	-	-	55 (1)	55	★	1604 073
8-55-14	WASHER, Tail Lamp Mounting Seal, Upper, Sub . . . . .	6-8	55	-	-	-	2	1547 427
	WASHER, Tail, Stop and Back-Up Lamp Mounting Seal, S22 Est. Wgn., C67, C68, All. . . . .	8	-	-	55	55	6	1604 074
	Tail Lamp Base Sealing, C73 . . . . .	8	-	-	-	56	4	1621 750
8-55-23	REINFORCEMENT, Tail Lamp Opening, Right. Left . . . . .	6-8	55	-	-	-	1	1593 060
	Tail Lamp Opening, Right. Left . . . . .	6-8	55	-	-	-	1	1593 061
	Right, except Sub. . . . .	6-8	56	-	-	-	1	1646 422
	Left, except Sub. . . . .	6-8	56	-	-	-	1	1646 423
	Right, except Sub. . . . .	6-8	57	-	-	-	1	1695 224
	Left, except Sub. . . . .	6-8	57	-	-	-	1	1695 225
	Sub. . . . .	6-8	57	57	57	57	2	1695 226
	Right, except Sub. . . . .	6-8	58	-	-	-	1	1810 210
	Left, except Sub. . . . .	6-8	58	-	-	-	1	1810 211
	Sub. . . . .	6-8	58	-	-	-	2	1834 505
	Right, except Sub. . . . .	6-8	-	55-56	-	-	1	1577 302
	Left, except Sub. . . . .	6-8	-	55-56	-	-	1	1577 303
	Tail, Stop and Directional Signal Lamp, except Sub. . . . .	6-8	-	58	-	-	2	*1834 509
	Right, AFTER . . . . .	8	-	-	55 (2)	-	1	1598 020
	Left, AFTER . . . . .	8	-	-	55 (2)	-	1	1598 021
	Right, S22 Est. Wgn., C67, C68, All, UP TO . . . . .	8	-	-	55 (2)	55	1	1597 548
	Left, S22 Est. Wgn., C67, C68, All, UP TO . . . . .	8	-	-	55 (2)	55	1	1597 549
	w/BRACKET, Right, except Est. Wgn. . . . .	8	-	-	56	-	1	1651 148
	Left, except Est. Wgn. . . . .	8	-	-	56	-	1	1651 149

NOTE 1: S22 Est. Wgn., up to Body No. 1055.

NOTE 2: S22 Est. Wgn., body No. 1055.

NOTE 3: LC1 Ser. No. 13231, LC2 Ser. No. 9290, LC3 Ser. No. 9823.

★ Indicates use as required.

Numerals in parentheses ( ) refer to notes.

Printed in U.S.A.

⊠ Indicates parts not listed in any previous parts book.

Prices and specifications subject to change without notice.

Nov. 10, 1958 Supersedes Oct. 10, 1957.

\* Indicates change or addition.

CODE	PART NAME AND DESCRIPTION	NO. OF CYL.	PLYMOUTH	DODGE	DESOTO	CHRYSLER AND IMPERIAL	PER CAR	PART NUMBER
	w/BRACKET, Right, C71, C72, except Est. Wgn., C73	8	-	-	-	56	1	1650 596
	Left, C71, C72, except Est. Wgn., C73	8	-	-	-	56	1	1650 597
	Right, Est. Wgn.	8	-	-	56	56	1	1651 692
	Left, Est. Wgn.	8	-	-	56	56	1	1651 693
	Right, except Sub.	8	-	-	57-58	-	1	1707 172
	Left, except Sub.	8	-	-	57-58	-	1	1707 173
	Sub.	8	-	58	58	58	2	*1834 505
	Right, except Sub., C75, C76, LC1, LC2, LC3	8	-	-	-	57-58	1	1707 174
	Left, except Sub.	8	-	-	-	57-58	1	1707 175
	IM, LY1	8	-	-	-	57-58	2	1690 486
8-55-28	CLAMP, Tail, Stop and Back-Up Lamp, except Sub.	6-8	57	-	-	-	2	1838 311
8-55-57	SOCKET, Tail Lamp	6-8	55	-	-	-	2	1641 742
	Tail and Stop Lamp	6-8	56	-	-	-	2	1658 343
	Tail and Stop Lamp, except Sub.	6-8	57	-	-	-	2	1688 595
	Sub., C76	6-8	57	-	-	57	2	1641 742
		6-8	58	-	-	-	2	1841 893
		6-8	-	55-56	55	-	2	1641 744
		6-8	-	57-58	-	-	2	1641 744
	S22, Est. Wgn., C67, C68, All	8	-	-	55	55	2	*1641 745
	Tail Lamp, except Est. Wgn.	8	-	-	56	-	2	1658 344
	Tail and Stop Lamp, except Est. Wgn.	8	-	-	56	56	2	1641 745
	Est. Wgn.	8	-	-	56	56	2	1641 742
	Except Sub.	8	-	-	57-58	-	2	1658 344
	Sub., UP TO	8	-	-	57-58 (1)	-	2	*1641 743
	LS1 Sub., AFTER	8	-	-	58 (1)	-	2	*1842 209
	Except Sub., C75, C76	8	-	-	-	57	2	1641 745
	IM, LY1	8	-	-	-	57-58	2	1658 343
	LC1, LC2, LC3	8	-	-	-	58	2	1641 742
8-55-136	HOUSING, Tail and Stop Lamp, w/STUDS	6-8	55	-	-	-	2	1604 760
	Tail and Stop Lamp, Chrome, P28-2, P28-3, P29-2, P29-3	6-8	56	-	-	-	2	1648 902
	Tail Lamp, Bright Aluminum Paint, P28-1, P29-1	6-8	56	-	-	-	2	1688 708
	Tail, Stop and Back-Up Lamp, except Sub.	6-8	57	-	-	-	2	1689 906
	Tail Lamp, D55-1, D55-2, D56, D62, D63-1, D63-2	6-8	-	55-56	-	-	2	1605 154
	D55-3, D63-3	8	-	55-56	-	-	2	1604 388
	Tail Lamp, Sub.	6-8	-	55	-	-	2	1577 150
	Tail Lamp, except Sub., On Quarter Panel	6-8	-	55	-	-	2	1577 150
	Tail, Stop and Directional, w/STUD, except Sub.	6-8	-	57	-	-	2	1689 866
	Tail, Stop and Directional, w/STUDS (top and bottom lamp) except Est. Wgn.	8	-	-	56	-	4	1641 881
	Tail, Stop and Back-Up Lamp, w/STUDS, C71, C72, except Est. Wgn.	8	-	-	-	56	2	1648 106
	Tail, Stop and Back-Up Lamp, Chrome, Sub.	8	-	-	-	57-58	2	1753 501
	Tail Lamp, w/o Studs, C69, C70	8	-	-	-	55	2	1594 351
	Quarter Panel Tail Lamp, except Sub.	6-8	-	56	-	-	2	1646 596
	Sub.	6-8	-	56	-	-	2	1696 536
8-55-157	GASKET, Tail, Stop and Back-Up Lamp	6-8	-	58	-	-	2	1810 351
8-55-158	BEZEL, Tail Lamp, Upper, stainless steel P26-2, P27-2, P26-3, P27-3	6-8	55	-	-	-	2	1609 273
	Lower, Right, stainless steel P26-2, P27-2, P26-3, P27-3	6-8	55	-	-	-	1	1609 276
	Lower, Left, stainless steel	6-8	55	-	-	-	1	1609 277
	Upper, Painted, P26-1, P27-1, except 4D. Sub.	6-8	55	-	-	-	2	1609 274
	Lower, Right, Painted, P26-1, P27-1, except 4D. Sub.	6-8	55	-	-	-	1	1609 278
	Lower, Left, Painted	6-8	55	-	-	-	1	1609 279
	w/LENS	6-8	58	-	-	-	2	1860 744
	D55-3, D63-3, Chrome	8	-	55-56	-	-	2	1604 390
	RING, Tail and Stop Lamp, C69, C70	8	-	-	-	55-56	2	1594 336
8-55-162	WASHER, Cup, Tail Lamp, except Sub.	8	-	56	-	-	4	Q1244 393

NOTE 1: Approximate Ser. No. LS1-1777.

★ Indicates use as required.

Numerals in parentheses ( ) refer to notes.

Printed in U.S.A.

⊠ Indicates parts not listed in any previous parts book.

Prices and specifications subject to change without notice.

\* Indicates change or addition.

# 1955-58 PASSENGER CAR PARTS LIST

ELECTRICAL

CODE	PART NAME AND DESCRIPTION	NO. OF CYL.	PLYMOUTH	DODGE	DESOTO	CHRYSLER AND IMPERIAL	PER CAR	PART NUMBER
8-55-163	WASHER, Tail and Back-Up Lamp Bezel Sealing, except Sub. . . . .	6-8	-	56	-	-	4	1439 256
8-55-172	PLATE, Tail Lamp Housing Lower . . . . .	6-8	-	55-56	-	-	2	1577 151
8-55-195	LENS, Tail and Stop Lamp, Tail Lamp . . . . .	6-8	55	-	-	-	2	1604 762
	Tail and Stop Lamp. . . . .	6-8	56	-	-	-	2	1648 904
	Except Sub. . . . .	6-8	57	-	-	-	2	1689 907
	Tail Lamp, Sub. . . . .	6-8	57	-	-	-	2	1753 387
	w/BEZEL . . . . .	6-8	58	-	-	-	2	1860 744
	Tail and Stop Lamp, D55-1, D55-2, D56, D62, D63-1, D63-2. . . . .	6-8	-	55-56	-	-	2	*1658 709
	D55-3, AFTER. . . . .	8	-	55	-	-	2	1658 454
	D63-3. . . . .	8	-	56	-	-	2	1658 454
	Tail, Stop and Directional . . . . .	6-8	-	57	-	-	2	1689 870
		6-8	-	58	-	-	2	1810 225
	w/Reflector BUTTON . . . . .	8	-	-	55 (6)	-	2	1604 068
	Tail, Stop and Directional, Upper Lamp, except Est. Wgn. . . . .	8	-	-	56	-	2	1641 884
	Tail Lamp, Lower, except Est. Wgn. . . . .	8	-	-	56	-	2	1641 886
	Tail Lamp, Top . . . . .	8	-	-	57-58	-	2	1689 950
	Tail, Stop and Directional, Bottom. . . . .	8	-	-	57-58	-	2	1689 952
	Tail, Stop and Directional Lamp, S22 Est. Wgn., C67, C68, All, UP TO . . . . .	8	-	-	55 (5)	55	2	1622 195
	Tail, Stop and Directional, Est. Wgn., C71, C72, . . . . .	8	-	-	56	56	2	1658 158
	Front, C69, C70, C73. . . . .	8	-	-	-	55-56	2	1594 348
	Rear, C69, C70 . . . . .	8	-	-	-	55	2	1594 353
	Tail Lamp, except Est. Wgn., C71, C72 . . . . .	8	-	-	-	56	2	1689 873
	Rear, C70, C73 . . . . .	8	-	-	-	56	2	1641 939
	Right, except Sub., C75, C76 . . . . .	8	-	-	-	57	1	1689 932
	Left, except Sub., C75, C76 . . . . .	8	-	-	-	57	1	1689 933
	w/FERRULE, Sub. . . . .	8	-	-	-	57-58	2	1779 442
	w/COLLIMATOR, IM, LY1 . . . . .	8	-	-	-	57-58	2	1753 429
	Right, except Sub., LC1, LC2, LC3 . . . . .	8	-	-	-	58	1	1810 246
	Left. . . . .	8	-	-	-	58	1	1810 247
8-55-197	MOULDING, Tail, Stop and Directional Lamp Lens Trim, Upper, C68 . . . . .	8	-	-	-	55 (4)	1	1626 841
	Lower, C68 . . . . .	8	-	-	-	55 (4)	1	1626 842
8-55-201	GASKET, Lens Drain, except Sub. . . . .	8	-	-	57-58	-	2	1770 781
	Sub. . . . .	8	-	-	57	-	4	1689 986
8-55-206	RETAINER, Tail and Stop Lamp Front Lens, C69, C70, C73 . . . . .	8	-	-	-	55-56	2	1594 350
	BRACKET, Rear Lens Mounting, C69, C70 . . . . .	8	-	-	-	55	2	1594 338
8-55-209	SCREW, Lens Mounting . . . . .	6-8	55	-	-	-	12	1627 210
	D62, D63-1, D63-2 . . . . .	6-8	56	56	-	-	4	6006 036
	Except Sub., 3/4" long . . . . .	6-8	57	-	-	-	4	1627 210
	Sub. . . . .	6-8	57	-	-	-	10	*6006 020
		6-8	58	-	-	-	4	6006 020
	D55-1, D55-2, D56, S21, S22, AFTER . . . . .	6-8	-	55	55 (2)	55 (3)	4	6006 036
		6-8	-	57	-	-	4	*6006 020
	S22 Est. Wgn., UP TO, C67, C68, All, UP TO . . . . .	8	-	-	55 (2)	55 (1)	12	1622 196
	Tail, Stop and Directional Lamp Lens Mounting, Upper and Lower, S23, S24, except Est. Wgn., C71, C72, Est. Wgn. . . . .	8	-	-	56	56	8	*6006 020
	Tail and Stop Lamp Lens Mounting, Est. Wgn. . . . .	8	-	-	56	-	8	*6006 020
		8	-	-	57-58	-	12	6006 036
	C67, C68, AFTER . . . . .	8	-	-	-	55 (3)	12	*6006 020

- NOTE 1: C67 approximate serial No. W55-18099. C68 approximate serial No. N55-11078.
- NOTE 2: S22 Est. Wgn. Body No. 1055.
- NOTE 3: C67 body No. 1022. C68 body No. 1031.
- NOTE 4: After serial No. N55-14287.
- NOTE 5: S22 Est. Wgn., UP TO Body No. 1055.
- NOTE 6: S22 Est. Wgn. AFTER Body No. 1055.

CODE	PART NAME AND DESCRIPTION	NO. OF CYL.	PLYMOUTH	DODGE	DESOTO	CHRYSLER AND IMPERIAL	PER CAR	PART NUMBER
	Rear Lens Mounting, C69, C70 . . . . .	8	-	-	-	55	2	1527 454
	Tail, Stop and Back-Up Lamp Lens Mounting, except Est. Wgn., C71, C72 . . . . .	8	-	-	-	56	2	1627 210
	Tail and Stop Lamp Rear Lens Mounting, C70, C73 . . . . .	8	-	-	-	56	2	1527 454
	Tail, Stop and Back-Up Lamp Lens Mtg., except Sub. . . . .	8	-	-	-	57-58	★	9006 036
	Sub. . . . .	8	-	-	-	57	14	1770 816
	Sub. . . . .	8	-	-	-	58	14	9006 190
8-55-214	GASKET, Lens Mounting . . . . .	6-8	55	-	-	-	2	1604 765
		6-8	56	-	-	-	2	1648 905
	2 and 4 D. Sub. . . . .	6-8	57	-	-	-	2	1753 390
	D55-1, D55-2, D56, D62, D63-1, D63-2 . . . . .	6-8	-	55-56	-	-	2	1604 378
	D55-3, D63-3 . . . . .	8	-	55-56	-	-	2	1604 396
	Except Est. Wgn., AFTER . . . . .	8	-	-	55 (1)	-	2	1604 071
	Tail, Stop and Directional Lamp, Upper and Lower except Est. Wgn. . . . .	8	-	-	56	-	2	1641 887
	Rear Lens Mounting, C69, C70 . . . . .	8	-	-	-	55	2	1594 354
	Front, C69, C70, C73 . . . . .	8	-	-	-	55-56	2	1594 349
	Tail, Stop and Back-Up Lamp Lens Mounting	6-8	55	-	-	-	2	1604 765
		6-8	58	-	-	-	2	1810 406
	Tail and Stop Lamp Lens Mounting, D55-1, D55-2, D56 . . . . .	6-8	-	55	-	-	2	1604 378
	D55-3 . . . . .	8	-	55	-	-	2	1604 396
		6-8	-	57	-	-	2	1689 872
		6-8	-	58	-	-	4	1810 227
	Tail, Stop and Back-Up Lamp Lens Mounting, AFTER . . . . .	8	-	-	55 (1)	-	2	1604 071
	Tail, Stop and Directional Lamp Lens Mounting, UP TO . . . . .	8	-	-	55 (1)	55	2	1622 197
	Est. Wgn. . . . .	8	-	-	56	56	2	1658 159
	Tail Lamp Lens Mtg., Top . . . . .	8	-	-	57-58	-	2	1770 780
	Tail, Stop and Directional, Bottom . . . . .	8	-	-	57-58	-	2	1689 956
	Tail and Stop Lamp Rear Lens Mounting, C69, C70 . . . . .	8	-	-	-	55	2	1594 354
	Front Lens Mounting, C69, C70 . . . . .	8	-	-	-	55	2	1594 349
	Tail, Stop and Back-Up Lamp, C71, C72, except Est. Wgn. . . . .	8	-	-	-	56	2	1648 113
	Rear, C70, C73 . . . . .	8	-	-	-	56	2	1641 941
	Except Sub., C75, C76 . . . . .	8	-	-	-	57	2	1689 930
	Sub. . . . .	8	-	-	-	57	2	1753 505
	Tail and Stop Lamp Lens Mtg., IM . . . . .	8	-	-	-	57	2	*1688 703
	Except Sub., LC1, LC2, LC3 . . . . .	8	-	-	-	58	2	1810 527
	LY1 . . . . .	8	-	-	-	58	2	*1688 702
8-55-220	BUTTON, Tail and Stop Lamp Reflector, AFTER C67, C68, UP TO . . . . .	6-8	55	-	55 (1)	-	2	1244 981
	w/BEZEL, except Sub. . . . .	6-8	-	55-56	55 (1)	55	2	1622 414
	w/BEZEL, Sub. . . . .	8	-	57	-	-	2	1770 836
	Est. Wgn. . . . .	8	-	57-58	-	-	2	*1753 518
	C69, C70 . . . . .	8	-	-	56	56	2	1300 711
	Right, w/BEZEL, IM, LY1 . . . . .	8	-	-	-	55	2	1622 526
	Left, w/BEZEL, IM, LY1 . . . . .	8	-	-	-	57-58	1	1753 426
8-55-222	NUT, Tail Lamp Reflector Mtg., IM, LY1 . . . . .	8	-	-	-	57-58	2	6006 159
8-55-225	GASKET, Tail and Stop Lamp Reflector Button Mounting . . . . .	6-8	55	-	-	-	2	1244 982
	Tail Lamp Reflector Mtg., IM, LY1 . . . . .	8	-	-	-	57-58	2	1753 441
8-55-227	WASHER, Tail Lamp Reflector Mtg. Nut Cup, IM, LY1 . . . . .	8	-	-	-	57-58	2	6006 160
8-55-265	CABLE, Tail and Stop Lamp, w/SOCKET, C69, C70 . . . . .	8	-	-	-	55	2	1594 341
	C70, C73 . . . . .	8	-	-	-	56	2	1627 391
8-55-328	CAP, Tail, Stop and Directional Lamp Housing, Right, C67, C68, except Est. Wgn. . . . .	8	-	-	-	55	1	1622 206
	Left, C67, C68, except Est. Wgn. . . . .	8	-	-	-	55	1	1622 207

NOTE 1: S22 Est. Wgn. Body No. 1055.

★ Indicates use as required.

Numerals in parentheses ( ) refer to notes.

Printed in U.S.A.

☐ Indicates parts not listed in any previous parts book.

Prices and specifications subject to change without notice.

\* Indicates change or addition.

Page 8-93

Nov. 10, 1958 Supersedes Oct. 10, 1957.

# 1955-58 PASSENGER CAR PARTS LIST

ELECTRICAL

CODE	PART NAME AND DESCRIPTION	NO. OF CYL.	PLYMOUTH	DODGE	DESOTO	CHRYSLER AND IMPERIAL	PER CAR	PART NUMBER
	Right, S22, C67, C68, Est. Wgn., UP TO . . .	8	-	-	55 (2)	55 (1)	1	1622 895
	Left, S22, C67, C68, Est. Wgn., UP TO . . .	8	-	-	55 (2)	55 (1)	1	1622 896
	Right, C67, C68, Est. Wgn., AFTER . . . . .	8	-	-	-	55 (1)	1	1641 710
	Left, C67, C68, Est. Wgn., AFTER . . . . .	8	-	-	-	55 (1)	1	1641 711
	Except Sub. . . . .	6-8	58	-	-	-	2	1810 213
	Sub. . . . .	6-8	58	-	-	-	2	1810 394
8-55-329	STUD, Tail, Stop And Directional Lamp Cap Mounting, Front, S22, C67, C68, Est. Wgn., UP TO . . . . .	8	-	-	55 (2)	55 (3)	2	1310 152
8-55-331	EXTENSION, Tail Stop and Back-Up Lamp Housing, Sub. . . . .	8	-	57-58	-	-	4	1770 922
	Tail, Stop and Directional Lamp Housing Cap, w/STUD, Right, C67, C68, except Est. Wgn. . . . .	8	-	-	-	55	1	1622 210
	Left, C67, C68, except Est. Wgn. . . . .	8	-	-	-	55	1	1622 211
	Right, C67, C68, Est. Wgn., AFTER . . . . .	8	-	-	-	55 (5)	1	1641 714
	Left, C67, C68, Est. Wgn., AFTER . . . . .	8	-	-	-	55 (5)	1	1641 715
8-55-332	STUD, Tail, Stop and Directional Lamp Housing Cap Extension, C67, C68 . . . . .	8	-	-	-	55 (4)	6	1244 141
8-55-333	WASHER, Tail, Stop and Directional Lamp Extension Seal Rubber Mounting, C67, C68 . .	8	-	-	-	55 (4)	6	1598 210
	Tail, Stop and Directional Lamp Cap Sealing, Est. Wgn. . . . .	8	-	-	56	56	8	1598 210
8-55-338	SEAL, Tail Lamp Opening Filler Extension to Bumper, C75, C76, except Est. Wgn. . . .	8	-	-	-	57	2	1778 892
	LC1, LC2, LC3, except Sub. . . . .	8	-	-	-	58	2	1843 721
8-55-347	SPACER, Tail, Stop and Back-Up Lamp, Upper, Chrome, except Est. Wgn., C71, C72 . . . . .	8	-	-	-	56	2	1648 109
	RETAINER, Tail, Stop and Back-Up Lamp, Upper, Right, C75 All, C76 except Sub. . . .	8	-	-	-	57	1	1689 922
	Upper, Left, C75 All, C76 except Sub. . . . .	8	-	-	-	57	1	1689 923
	Right, Upper, LC1, LC2, LC3, except Sub. . .	8	-	-	-	58	1	1810 242
	Left . . . . .	8	-	-	-	58	1	1810 243
	Screw . . . . .	8	-	-	-	57	8	431 942
8-55-350	BASE, Tail Lamp, except Est. Wgn., . . . . .	8	-	-	56	-	2	1621 695
	Right, C69, 4 D., Sp. Cl. Cp., C70 . . . . .	8	-	-	-	55	1	1597 420
	Left, C69, 4D., Sp. Cl. Cp., C70 . . . . .	8	-	-	-	55	1	1597 421
	Front, Right, C73 . . . . .	8	-	-	-	56	1	1621 402
	Front, Left, C73 . . . . .	8	-	-	-	56	1	1621 403
	Rear, Right, on Fuel Filler, C73 . . . . .	8	-	-	-	56	1	1621 737
	BASE, Tail Lamp, C70 . . . . .	8	-	-	-	56	2	1691 006
	Nut, C69 . . . . .	8	-	-	-	55	3	120 375
8-55-352	GASKET, Tail Lamp Base to Quarter Panel, C69, 4 D., Sp. Cl. Cp., C70 . . . . .	8	-	-	-	55	1	1620 168
8-55-353	NUT, WASHER and SEAL, Tail Lamp Housing Moulding Cap . . . . .	6-8	-	55	-	-	2	1598 066
	NUT, Tail Lamp Base, w/WASHER, C70 . . . .	8	-	-	-	55-56	★	1544 368
	Tail Lamp Base Attaching, C73 . . . . .	8	-	-	-	56	7	1548 092
8-55-354	WASHER, Tail Lamp Base Sealing, C69, 4 D., Sp. Cl. Cp., C70 . . . . .	8	-	-	-	55	★	1547 284
	C73, AFTER serial No. C56-3277. . . . .	8	-	-	-	56	3	1691 160
8-55-355	DOOR, Tail Lamp Base Right Filler Neck, C69, C70 . . . . .	8	-	-	-	55	1	1597 519
8-55-356	HINGE, Tail Lamp Base Filler Neck Door, C69, C70 . . . . .	8	-	-	-	55	1	1598 040
8-55-357	SPRING, Tail Lamp Base Filler Neck Door Hinge, C69, C70 . . . . .	8	-	-	-	55	1	1598 044
8-55-358	BUMPER, Tail Lamp Base Filler Neck Door, C69, C70 . . . . .	8	-	-	-	55	2	882 875

NOTE 1: C67 body No. 1022, C68 Body No. 1031.

NOTE 2: S22 Est. Wgn. Body No. 1055.

NOTE 3: C67 Est. Wgn. up to body No. 1022, C68 Est. Wgn. up to body No. 1031.

NOTE 4: C67 Est. Wgn. after body No. 1022, C68 Est. Wgn. after body No. 1031.

NOTE 5: C67 body No. 1022, C68 body No. 1031.

★ Indicates use as required.

Numerals in parentheses ( ) refer to notes.

Printed in U.S.A.

☐ Indicates parts not listed in any previous parts book.

Prices and specifications subject to change without notice.

Nov. 10, 1958. Supersedes Oct. 10, 1957.

\* Indicates change or addition.



CODE	PART NAME AND DESCRIPTION	NO. OF CYL.	PLYMOUTH	DODGE	DESOTO	CHRYSLER AND IMPERIAL	PER CAR	PART NUMBER
8-55-375	PLATE, Tail and Back-Up Lamp Mtg., except Sub. . . . .	6-8	-	57	-	-	4	1705 918
	Sub. . . . .	8	-	57-58	-	-	2	*1770 921
8-55-380	MOULDING, Tail and Stop Lamp Housing Ex- tension, Outer, Right, Painted, LP1-L, LP2-L, 4 D., Cl. Sed., 3 Cp. . . . .	6-8	58	-	-	-	1	1810 548
	Left . . . . .	6-8	58	-	-	-	1	1810 549
	Right, Aluminum, LP1-M, LP1-H, LP2-M, LP2-H, except Sub. . . . .	6-8	58	-	-	-	1	1810 550
	Left . . . . .	6-8	58	-	-	-	1	1810 551
	Tail and Stop Lamp Side, D55-3, D63-3. . . . .	8	-	55-56	-	-	4	1604 392
	Tail Lamp Lower, Inner, Right, C71, C72, 4 D., Cv. Cp., Sp. Cl. Cp. . . . .	8	-	-	-	56	1	1650 264
	Lower, Inner, Left, C71, C72, 4D., Cv. Cp., Sp. Cl. Cp. . . . .	8	-	-	-	56	1	1650 265
	Lower, Outer, Right, C71, C72, 4 D., Cv. Cp., Sp. Cl. Cp. . . . .	8	-	-	-	56	1	1650 208
	Lower, Outer, Left, C71, C72, 4D., Cv. Cp., Sp. Cl. Cp. . . . .	8	-	-	-	56	1	1650 209
	Tail, Stop and Back-Up Lamp, Right, except Sub. . . . .	8	-	-	57-58	-	1	1689 946
	Left, except Sub. . . . .	8	-	-	57-58	-	1	1689 947
	Sub., LD3-H . . . . .	8	-	58	57-58	-	2	1704 820
	Quarter Panel Extension, Right, except Sub., w/o Bumper Guards . . . . .	8	-	-	57	-	1	*1756 518
	Left, except Sub. . . . .	8	-	-	57	-	1	1756 519
	Screw . . . . .	8	-	-	57	-	4	165 061
<b>8-56-0 BACK-UP LAMP</b>								
8-56-1	LAMP, Back-Up, Sub. . . . .	6-8	58	-	-	-	2	1810 712
	Sub. . . . .	8	-	57	-	-	2	1753 517
	Except Sub. . . . .	6-8	-	58	-	-	2	1810 702
	Sub. . . . .	8	-	58	-	-	2	1810 701
	Except Est. Wgn. . . . .	8	-	-	-	55	2	1622 592
	Est. Wgn. . . . .	8	-	-	56	56	2	1648 946
	Right, C73 . . . . .	8	-	-	-	56	1	1648 854
	Left, C73 . . . . .	8	-	-	-	56	1	1648 855
8-56-2	SWITCH, w/o PowerFlite, LS1, LS2 . . . . .	6-8	55-58	55-58	55-58	55-57	1	*1343 998
	w/PowerFlite . . . . .	6-8	55-56	55-56	55-56	55-56	1	1603 328
	w/Automatic 3 Speed Trans. . . . .	6-8	56	56	56	56	1	1704 229
	w/PowerFlite and w/Auto. 3 Speed Trans. . . . .	6-8	57	57	-	-	1	1704 234
	w/PowerFlite and Auto. 3 Speed Trans. . . . .	8	-	-	57	57	1	1819 407
		6-8	58	58	-	-	1	1841 711
		8	-	-	58	58	1	1841 710
8-56-5	WASHER, Mounting Cup, S21, S22 UP TO, C67 . . . . .	8	-	-	55 (1)	55	2	1239 285
	Housing Bezel Cup, except Sub. . . . .	6-8	-	56	-	-	4	1239 285
8-56-7	LENS, Tail, Stop and Back-Up Lamp, Back- Up, w/REFLECTOR . . . . .	6-8	55	-	-	-	2	1604 764
		6-8	56	-	-	-	2	1648 915
	Dummy, w/REFLECTOR, State of Penna. . . . .	6-8	55	-	-	-	2	1604 880
	Dummy Lens, State of Penna. . . . .	6-8	56	-	-	-	2	1658 056
	LENS, Back-Up Lamp, except Sub., except State of Penna. . . . .	6-8	57	-	-	-	2	1689 908
	Back-Up Lamp, Sub. . . . .	6-8	57	-	-	-	2	1753 388
	Except Sub. . . . .	6-8	58	-	-	-	1	1810 411
	Sub. . . . .	6-8	58	-	-	-	2	1810 709
	Back-Up Lamp, D55-1, D55-2, D56, D62, D63-1, D63-2. . . . .	6-8	-	55-56	-	-	2	1604 382
	D55-3, D63-3 . . . . .	8	-	55-56	-	-	2	1604 395
		6-8	-	57	-	-	2	1689 871
		6-8	-	58	-	-	2	1810 232
	AFTER . . . . .	8	-	-	55 (1)	-	2	1604 070

NOTE 1: S22 Est. Wgn. body No. 1055.

★ Indicates use as required.

Numerals in parentheses ( ) refer to notes.

Printed in U.S.A.

☐ Indicates parts not listed in any previous parts book.

Prices and specifications subject to change without notice.

\* Indicates change or addition.

# 1955-58 PASSENGER CAR PARTS LIST

ELECTRICAL

CODE	PART NAME AND DESCRIPTION	NO. OF CYL.	PLYMOUTH	DODGE	DESOTO	CHRYSLER AND IMPERIAL	PER CAR	PART NUMBER
	Except Est. Wgn. . . . .	8	-	-	56	-	2	1641 885
		8	-	-	57-58	-	2	1689 951
	C68 except Est. Wgn. . . . .	8	-	-	-	55	2	1604 298
	Except Est. Wgn., C71, C72. . . . .	8	-	-	-	56	2	1689 842
	S22, S23, C68, C71, C72, Est. Wgn., C67							
	All, UP TO . . . . .	8	-	-	55-56 (1)	55-56	2	1622 593
	w/Reflector BUTTON, C69, C70. . . . .	8	-	-	-	55	2	1594 619
	C73 . . . . .	8	-	-	-	56	2	1648 866
	w/Reflector BUTTON, C70 . . . . .	8	-	-	-	56	2	1594 619
	Right, except Sub., C75, C76 . . . . .	8	-	-	-	57	1	1689 934
	Sub. . . . .	8	-	-	-	57	2	*1779 443
	w/FERRULE, Sub. . . . .	8	-	-	-	57-58	2	1779 443
	Right, IM, LY1 . . . . .	8	-	-	-	57-58	1	1704 922
	Left, IM, LY1 . . . . .	8	-	-	-	57-58	1	1704 923
	Right, except Sub. LC1, LC2, LC3 . . . . .	8	-	-	-	58	1	1810 248
	Left . . . . .	8	-	-	-	58	1	1810 249
8-56-10	SCREW, Lens Mounting . . . . .	6-8	56	-	-	-	4	*1594 587
	Sub. . . . .	6-8	58	-	-	-	2	6006 049
	D55-1, D55-2, D56, D63-1, D63-2 . . . . .	6-8	-	55-56	-	-	4	*6006 036
		6-8	-	57	56	-	4	*6006 020
	Lens Mounting, C68 except Est. Wgn., C69, C70 . . . . .	8	-	-	-	55	4	1527 454
	C70 . . . . .	8	-	-	-	56	4	1527 454
	IM-1 . . . . .	8	-	-	-	57	4	1594 587
		8	-	-	58	-	4	*6006 036
8-56-11	SPACER, Tail, Stop and Back-Up Lamp, Lower, except Est. Wgn., C71, C72 . . . . .	8	-	-	-	56	2	1648 111
	RETAINER, Tail, Stop and Back-Up Lamp, Lower, except Sub. C75, C76, Right . . . . .	8	-	-	-	57	1	1689 926
	Left . . . . .	8	-	-	-	57	1	1689 927
	Right, except Sub., LC1, LC2, LC3. . . . .	8	-	-	-	58	1	1810 244
	Left . . . . .	8	-	-	-	58	1	1810 245
8-56-23	GASKET, Lens Mounting . . . . .	6-8	56	-	-	-	2	1648 916
	Except Sub. . . . .	6-8	58	-	-	-	1	1810 222
	Sub. . . . .	6-8	58	-	-	-	2	1810 428
	D55-1, D55-2, D56. . . . .	6-8	-	55	-	-	2	1604 378
	D63-1, D63-2 . . . . .	6-8	-	56	-	-	2	1604 378
	D55-3 . . . . .	8	-	55	-	-	2	1604 396
	D63-3 . . . . .	8	-	56	-	-	2	1604 396
		6-8	-	57	-	-	2	1689 872
		6-8	-	58	-	-	2	⊠1810 227
	C68 except Est. Wgn. . . . .	8	-	-	-	55	2	1604 293
	Except Est. Wgn. . . . .	8	-	-	56	-	2	1641 887
		8	-	-	57-58	-	2	1689 955
	C69, C70 . . . . .	8	-	-	-	55	2	1594 618
	S22, S23, C68, C71, C72, Est. Wgn., C67 All, UP TO . . . . .	8	-	-	55-56 (1)	55-56	2	1622 594
	C70, C73 . . . . .	8	-	-	-	56	2	1648 867
	IM, LY1 . . . . .	8	-	-	-	57-58	2	1704 924
8-56-30	COVER, Lamp Hole, w/STUDS, Prime, D55-1, D56, D62, D63-1 . . . . .	6-8	-	55-56	-	-	2	1641 960
8-56-32	GASKET, Lamp Hole Cover Mounting, D55-1, D56, D62, D63-1 . . . . .	6-8	-	55-56	-	-	2	1604 379
8-56-34	SOCKET, Back-Up Lamp . . . . .	6-8	55	-	-	-	2	1641 741
		6-8	56	-	-	-	2	*1841 096
	w/BOOTS . . . . .	6-8	56	-	-	-	2	1688 520
	Except Sub. . . . .	6-8	57	-	-	-	2	1688 585
	C71, C72, C73 . . . . .	8	-	55-56	55	56	2	1641 743
	Except Est. Wgn. . . . .	8	-	-	56	-	2	1658 344
	Sub. . . . .	8	57	-	57	-	2	1641 743

NOTE 1: S22 Est. Wgn. body No. 1055.

CODE	PART NAME AND DESCRIPTION	NO. OF CYL.	PLYMOUTH	DODGE	DESOTO	CHRYSLER AND IMPERIAL	PER CAR	PART NUMBER
	Except Sub. . . . .	6-8	58	-	-	-	1	1689 889
	Sub. . . . .	6-8	58	-	-	-	2	1838 983
	LS1, LS3, Sub., UP TO . . . . .	6-8	-	57-58 (5)	58 (5)	-	2	*1641 743
	Sub., LS1, AFTER . . . . .	8	-	58 (5)	58 (5)	-	2	*1842 209
	C75, C76, except Sub. . . . .	8	-	-	57	57-58	2	1658 344
8-56-36	HOUSING, w/STUDS. . . . .	6-8	55	-	-	-	2	1604 760
	HOUSING or BEZEL, Back-Up Lamp, w/STUDS, D55-1, D55-2, D56, D62, D63-1, D63-2 . . . . .	6-8	-	55-56	-	-	2	1605 154
	BEZEL, D55-3, D63-3. . . . .	8	-	55-56	-	-	2	1604 390
8-56-39	CABLE, Back-Up Lamp, S22, C67, C68, Est. Wgn., UP TO . . . . .	8	-	-	55 (2)	55	2	1622 657
	C68 except Est. Wgn. . . . .	8	-	-	-	55	2	1627 086
	w/SOCKET, Est. Wgn. . . . .	8	-	-	56	56	2	1648 948
	C70 . . . . .	8	-	-	-	56	2	1604 166
	CABLE, w/o Socket, C70 . . . . .	8	-	-	-	56	2	1627 086
	CABLE, w/SOCKET, C69, C70 . . . . .	8	-	-	-	55	2	1604 166
	w/SOCKET, IM, LY1 . . . . .	8	-	-	-	57-58 (3)	2	1704 925
	IM . . . . .	8	-	-	-	57 (4)	2	1842 196
	w/GROMMET, except Sub. . . . .	6-8	58	-	-	-	1	1838 735
8-56-40	GASKET, Lamp Mounting, D66, D67, D72 . . . . .	6-8	-	55-57	-	-	2	1604 397
	Except Est. Wgn. . . . .	8	-	-	56	-	2	1641 888
	C70, C73 . . . . .	8	-	-	-	56	2	1369 609
8-56-41	SCREW, Lamp Mounting, 3/4" long . . . . .	6-8	55	-	-	-	4	1658 716
	Lower, 1 1/2" long . . . . .	6-8	56	-	-	-	2	1704 867
	Lower, 2" long . . . . .	6-8	56	-	-	-	2	1704 867
	STUD, Lamp Mounting, 3/4" long, D55-2 . . . . .	8	-	55	-	-	4	8006 174
	STUD, Housing Mounting, 7/8" long. . . . .	6-8	-	55-56	-	-	4	1658 471
	7/8" long, C68 except Est. Wgn., C69, C70 . . . . .	8	-	-	-	55	4	1570 970
	Lamp, Mounting, except Est. Wgn. . . . .	8	-	-	56	-	4	*6008 030
	Est. Wgn. . . . .	8	-	-	56	56	4	1641 903
	S22, C68, Est. Wgn., C67 All, UP TO . . . . .	8	-	-	55	55 (1)	4	897 230
	13/32" long, C69. . . . .	8	-	-	-	55	4	1244 141
	C67 All. . . . .	8	-	-	55	55 (1)	4	1641 903
	1 3/4" long, C73. . . . .	8	-	-	-	56	2	1648 864
	1 1/8" long, C73. . . . .	8	-	-	-	56	4	1658 363
	C70 . . . . .	8	-	-	-	56	4	1570 970
8-56-42	BUTTON, Reflex, C69, C70 . . . . .	8	-	-	55	55	2	1244 981
	Assembly, C73. . . . .	8	-	-	-	56	1	1622 414
	Button, C73 . . . . .	8	-	-	-	56	1	1235 512
	C70 . . . . .	8	-	-	-	56	1	1244 981
	Reflector Button, w/Latch MECHANISM, C73 . . . . .	8	-	-	-	56	1	1648 869
8-56-43	HOUSING, w/STUDS, D55-3, D63-3 . . . . .	8	-	55-56	-	-	2	1604 388
	Right, P28-1, P28-2, P29-1, P29-2, Prime . . . . .	6-8	56	-	-	-	1	1688 711
	Left, Prime . . . . .	6-8	56	-	-	-	1	1688 712
	Right, Chrome, P28-3, P29-3 . . . . .	6-8	56	-	-	-	1	1648 911
	Left, Chrome, P28-3, P29-3 . . . . .	6-8	56	-	-	-	1	1648 912
	Except Sub. . . . .	6-8	58	-	-	-	1	1810 362
	w/STUD, except Sub. . . . .	6-8	-	57	-	-	2	1704 899
	C67 except Est. Wgn. . . . .	8	-	-	-	55	2	1622 653
	w/CABLE and SOCKET, C68 except Est. Wgn. . . . .	8	-	-	-	55	2	1604 296

NOTE 1: C67, C68, engine No. W55-26706, C68 Est. Wgn. engine No. N55-15686.

NOTE 2: S22 Est. Wgn. body No. 1055.

NOTE 3: Equipped with moulded Grommet to fit 11/16" hole.

NOTE 4: Equipped with loose Grommet to fit 1/2" hole.

NOTE 5: Approximate Ser. No. LD1-1669, LD2-8885, LD3-5557, LS1-1777, Det. Blt.  
LD2-1701, LD3-1490, L. A. Blt.  
LD2-4219, LD3-3219, Delaware Blt.

★ Indicates use as required.

Numerals in parentheses ( ) refer to notes.

Printed in U.S.A.

☐ Indicates parts not listed in any previous parts book.

Prices and specifications subject to change without notice.

\* Indicates change or addition.

# 1955-58 PASSENGER CAR PARTS LIST

ELECTRICAL

CODE	PART NAME AND DESCRIPTION	NO. OF CYL.	PLYMOUTH	DODGE	DESOTO	CHRYSLER AND IMPERIAL	PER CAR	PART NUMBER
	S22, C67, C68, Est. Wgn. . . . .	8	-	-	55 (1)	55	2	1622 656
		8	-	-	56	-	2	1641 881
	C69, C70 . . . . .	8	-	-	-	55	2	1594 620
	w/CABLE and SOCKET, C70 . . . . .	8	-	-	-	56	2	1594 620
	w/SOCKET and CABLE, Right, IM, LY1 . . . . .	8	-	-	-	57-58 (2)	1	1704 916
	Left, IM, LY1 . . . . .	8	-	-	-	57-58 (2)	1	1704 917
	Right, IM . . . . .	8	-	-	-	57 (3)	1	1842 197
	Left, IM . . . . .	8	-	-	-	57 (3)	1	1842 198
8-56-44	GASKET, Back-Up Lamp Bezel, except Sub. . . . .	6-8	-	58	-	-	2	1810 351
8-56-46	GASKET, Switch Mounting, Std. Trans., LS1, LS2 . . . . .	6-8	56-58	55-58	55-58	55-56	1	1302 807
	w/PowerFlite . . . . .	8	55	55	55	55	1	1113 113
8-56-49	GASKET, Reflex Button Mounting, C69, C70 . . . . .	8	-	-	55	55-56	2	1244 982
8-56-56	EXTENSION, Back-Up Lamp Housing, LD3 Sub. . . . .	8	-	58	-	-	2	1770 922
8-56-59	HOLDER, Back-Up Lamp, w/FUSE, Assembly . . . . .	6-8	-	58	58	-	1	*1841 698
8-56-64	PLATE, Back-Up Lamp Mounting, except Sub. . . . .	6-8	-	58	-	-	2	1834 509
8-56-65	BRACKET, Back-Up Lamp, w/Guard PLATE, Right, C68 . . . . .	8	-	-	-	55	1	1616 724
	Left . . . . .	8	-	-	-	55	1	1616 725
	Reinforcement, Lamp Opening, w/BRACKET, Right, C73 . . . . .	8	-	-	-	56	1	1650 854
	Left, C73 . . . . .	8	-	-	-	56	1	1650 607
8-56-68	STUD, Lamp Hole Cover Mounting, D55-1, D56, D62, D63-1 . . . . .	6-8	-	55-56	-	-	4	6006 174
8-56-70	GASKET, Stop and Back-Up Lamp Lens Drain . . . . .	8	-	-	58	-	4	1689 986
8-56-75	MOULDING, Lamp Side, D55-3, D63-3 . . . . .	8	-	55-56	-	-	4	1604 392
	Lower, Inner, Right, C73 . . . . .	8	-	-	-	56	1	1650 474
	Left, C73 . . . . .	8	-	-	-	56	1	1650 475
	Lower, Outer, Right, C73 . . . . .	8	-	-	-	56	1	1650 472
	Left, C73 . . . . .	8	-	-	-	56	1	1650 473
8-56-77	SPRING, Lamp Reflector Button Return, C73 . . . . .	8	-	-	-	56	1	1648 871
8-56-79	STOP, Lamp Gas Filler Door to Quarter, Panel, C73 . . . . .	8	-	-	-	56	1	1648 987
<b>8-57-0 LICENSE PLATE LAMP</b>								
8-57-10	LAMP, except Sub. . . . .	6-8	55-58	-	-	-	1	1605 150
	P26, P27, P28, P29, Sub., C67 Est. Wgn., C68, C69 . . . . .	6-8	55-56	55-56	55	55	2	1648 096
	Right, except Sub. . . . .	6-8	-	56	-	-	1	1648 027
	Left . . . . .	6-8	-	56	-	-	1	1648 028
	Right, Sub. . . . .	6-8	57-58	57-58	57-58	57-58	1	1753 365
	Left, Sub. . . . .	6-8	57-58	57-58	57-58	57-58	1	1753 366
	Except Sub. . . . .	6-8	-	57-58	-	-	1	1689 913
	Right, except Est. Wgn. . . . .	8	-	-	56	56	1	1648 102
	Left . . . . .	8	-	-	56	56	1	1648 103
	Est. Wgn. . . . .	8	-	-	56	56	2	1627 375
	Except Sub., C75, C76, LC1, LC2, LC3 . . . . .	8	-	-	57-58	57-58	1	1689 914
	IM . . . . .	8	-	-	-	57-58	1	*1689 990
	LY1 . . . . .	8	-	-	-	58	1	1841 762
	Screw, Mounting, No. 8-32 x 3/4" . . . . .	8	-	-	56	56	4	186 575
8-57-11	SCREW, Lamp Mounting, except Sub. . . . .	6-8	-	56	-	-	4	1688 668
	Except Sub. . . . .	6-8	-	57-58	-	-	2	6015 002
	Except Sub., C75, C76, LC1, LC2, LC3 . . . . .	8	-	-	57-58	57-58	2	6015 001
8-57-15	GASKET, Mounting, except Sub. . . . .	6-8	55-58	-	-	-	1	1605 152
	Except Sub. . . . .	6-8	-	57-58	-	-	1	1704 948
	Except Sub. . . . .	6-8	-	57	-	-	1	*1704 948
	IM . . . . .	8	-	-	-	57	1	1383 203
8-57-18	BRACKET, Deck Opening Lower Panel License Lamp, except Sub. . . . .	6-8	55-56	55-56	-	-	1	1593 462
	Except Sub. . . . .	6-8	57-58	-	-	-	1	1707 365
	Mounting, except Est. Wgn., C67 . . . . .	8	-	-	-	55	1	1595 142

NOTE 1: S22 Est. Wgn. UP TO body No. 1055.

NOTE 2: Cable has moulded Grommet to fit 11/16" hole.

NOTE 3: Cable has loose Grommet to fit 1/2" hole.

★ Indicates use as required.

Numerals in parentheses ( ) refer to notes.

Printed in U.S.A.

□ Indicates parts not listed in any previous parts book.

Prices and specifications subject to change without notice.

Nov. 10, 1958 Supersedes Oct. 10, 1957.

\* Indicates change or addition.

CODE	PART NAME AND DESCRIPTION	NO. OF CYL.	PLYMOUTH	DODGE	DESOTO	CHRYSLER AND IMPERIAL	PER CAR	PART NUMBER
8-57-30	HOUSING, w/CABLE, P26, P27, D55, D56, Sub., C67 Est. Wgn., C68, C69, C70 . . . . .	6-8	55	55	55	55	2	*1641 891
	HOUSING, w/SOCKET, w/CONNECTOR, except Est. Wgn., C67 . . . . .	8	-	-	-	55	1	1383 211
	C70 . . . . .	8	-	-	-	56	2	*1641 891
	HOUSING, IM, LY1 . . . . .	8	-	-	-	57-58	1	1704 951
8-57-33	SHIELD, P27, P28, P29, Sub., D55, D56 All, D62, D63, Sub., S22, S23, C67, C71, C72, Est. Wgn., C68, C69, C70, All . . . . .	6-8	55-56	55-56	55-56	55-56	2	1594 911
	BEZEL, w/BRACKET, Right, Sub. . . . .	6-8	57-58	57-58	57-58	57-58	1	1753 369
	Left, Sub. . . . .	6-8	57-58	57-58	57-58	57-58	1	1753 370
8-57-42	NUT, Bezel Mounting, Sub. . . . .	6-8	57-58	57-58	57-58	57-58	4	*6006 105
8-57-55	LENS, C67 except Est. Wgn., IM . . . . .	8	-	-	-	55-57	1	1345 885
	P26, P27, P28, P29, Sub., D55, D56 All, D62, D63, Sub., S22, S23, C67, C71, C72, Est. Wgn., C68, C69, C70, All . . . . .	6-8	55-56	55-56	55-56	55-56	2	1594 910
	Right, except Sub. . . . .	6-8	-	56	-	-	1	1658 730
	Left. . . . .	6-8	-	56	-	-	1	1658 731
	Except Sub. . . . .	6-8	-	57-58	-	-	1	1704 946
	Right, S23, S24, C71, C72, except Est. Wgn., C70, C73, All . . . . .	8	-	-	56	56	1	1648 206
	Left . . . . .	8	-	-	56	56	1	1648 209
	IM, LY1 . . . . .	8	-	-	-	57-58	1	1345 885
8-57-56	GASKET, Lens Bracket, C67 except Est. Wgn. . . . .	8	-	-	-	55	1	1383 203
	GASKET, Housing, P26, P27, P28, P29, Sub., D55, D56 All, D62, D63, Sub., S22, S23, C67, C71, C72, Est. Wgn., C68, C69, C70, All . . . . .	6-8	55-56	55-56	55-56	55-56	2	*1594 908
	Except Sub. . . . .	6-8	-	56	-	-	2	1648 036
	Except Est. Wgn. . . . .	8	-	-	56	56	2	1648 210
8-57-78	CABLE, IM, LY1 . . . . .	8	-	-	-	57-58	1	1689 992
8-57-79	SOCKET, except Sub. . . . .	6-8	55-56	-	-	-	1	*1841 096
	Except Sub., LD1, LD2, C75, C76, LC1, LC2, LC3 . . . . .	6-8	57-58	57-58	57-58	57-58	1	*1779 273
	Sub. . . . .	6-8	57	57	57	57	2	1688 520
	w/BOOT, Sub. . . . .	6-8	58	58	58	58	2	*1841 096
8-57-113	CABLE, License Lamp to Body Wiring, D55, D56, except Sub., D62, D63, All, S21, S22, S23, S24, C71 AFTER Serial No. W56-32123 except Est. Wgn., C68, C69, C70, C72, C73, except Est. Wgn. . . . .	6-8	-	55-56	55-56	55-56	1	1626 874
	C67, C71 UP TO serial No. W56-32123 except Est. Wgn. . . . .	8	-	-	-	55-56	2	1642 160
<b>8-58-0 STOP LAMP</b>								
8-58-51	GASKET, Stop and Back-Up Lamp Lens Drain . . . . .	8	-	-	57-58	-	4	1689 986
8-58-60	SWITCH . . . . .	6-8	55-58	55-58	55-58	55-58	1	1604 989
8-58-63	CLIP, Switch. . . . .	6-8	55	55	55	55	1	677 113
8-58-98	SOCKET, Stop Lamp, except Sub. . . . .	8	-	-	57-58	-	2	1658 344
	Sub., UP TO . . . . .	8	-	-	57-58 (1)	-	2	*1641 743
	Sub., AFTER . . . . .	8	-	-	58 (1)	-	2	*1842 209

## NOTES

NOTE 1: Approximate Ser. No. LS1-1777.

★ Indicates use as required.

Numerals in parentheses ( ) refer to notes.

Printed in U.S.A.

☐ Indicates parts not listed in any previous parts book.

Prices and specifications subject to change without notice.

\* Indicates change or addition.

Page 8-99

November 10, 1958.

