

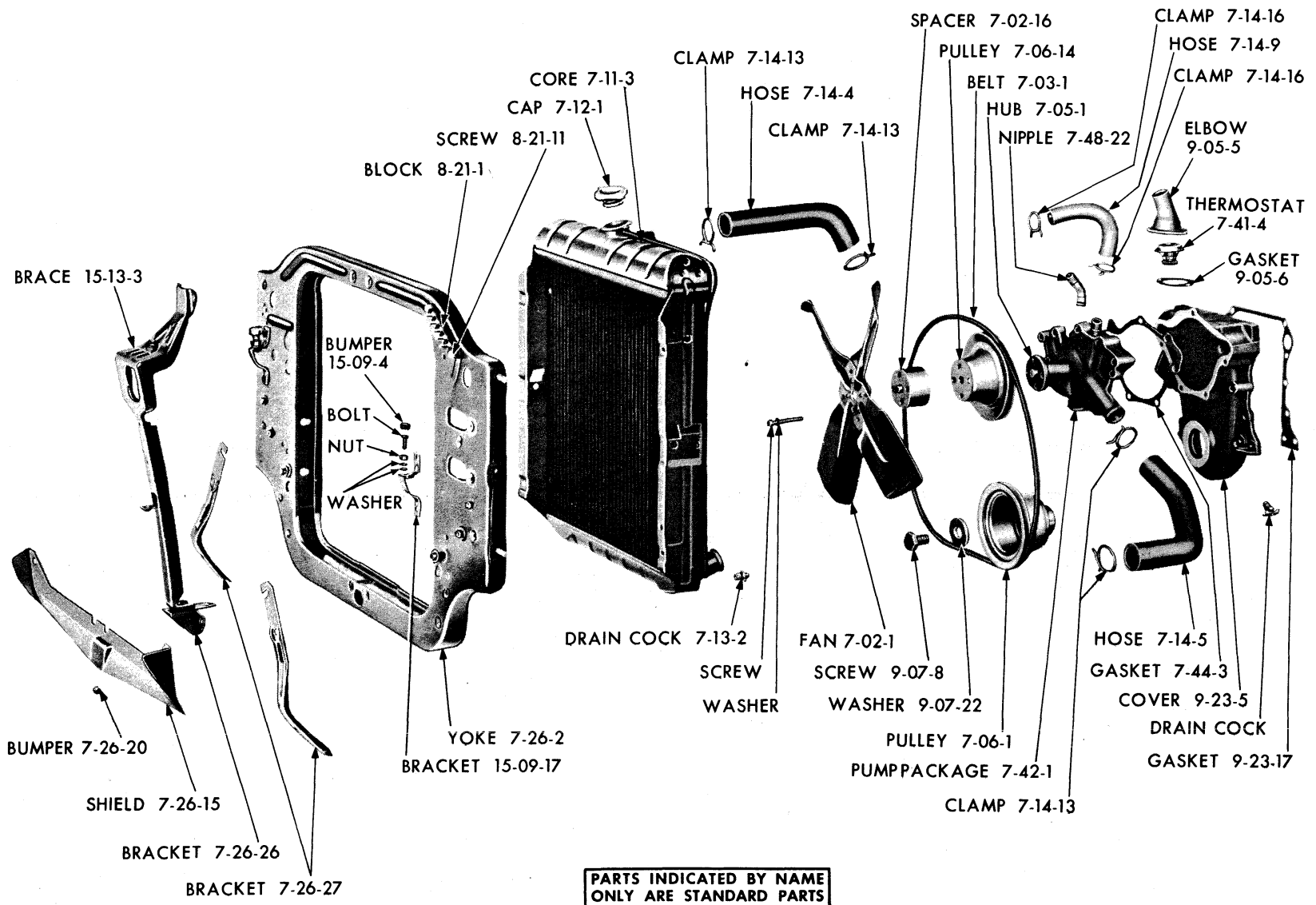
PARTS INDICATED BY NAME
ONLY ARE STANDARD PARTS
—ORDER BY DESCRIPTION.

19x8127A

Plate 7-1

COOLING SYSTEM - PLYMOUTH (6 CYLINDER)


GROUP 7 - COOLING



19x8122A

Plate 7-2

COOLING SYSTEM - PLYMOUTH (V8 CYLINDER)



**PARTS INDICATED BY NAME
ONLY ARE STANDARD PARTS
—ORDER BY DESCRIPTION.**

19x8128B

Plate 7-3

COOLING SYSTEM - DODGE (6 CYLINDER)

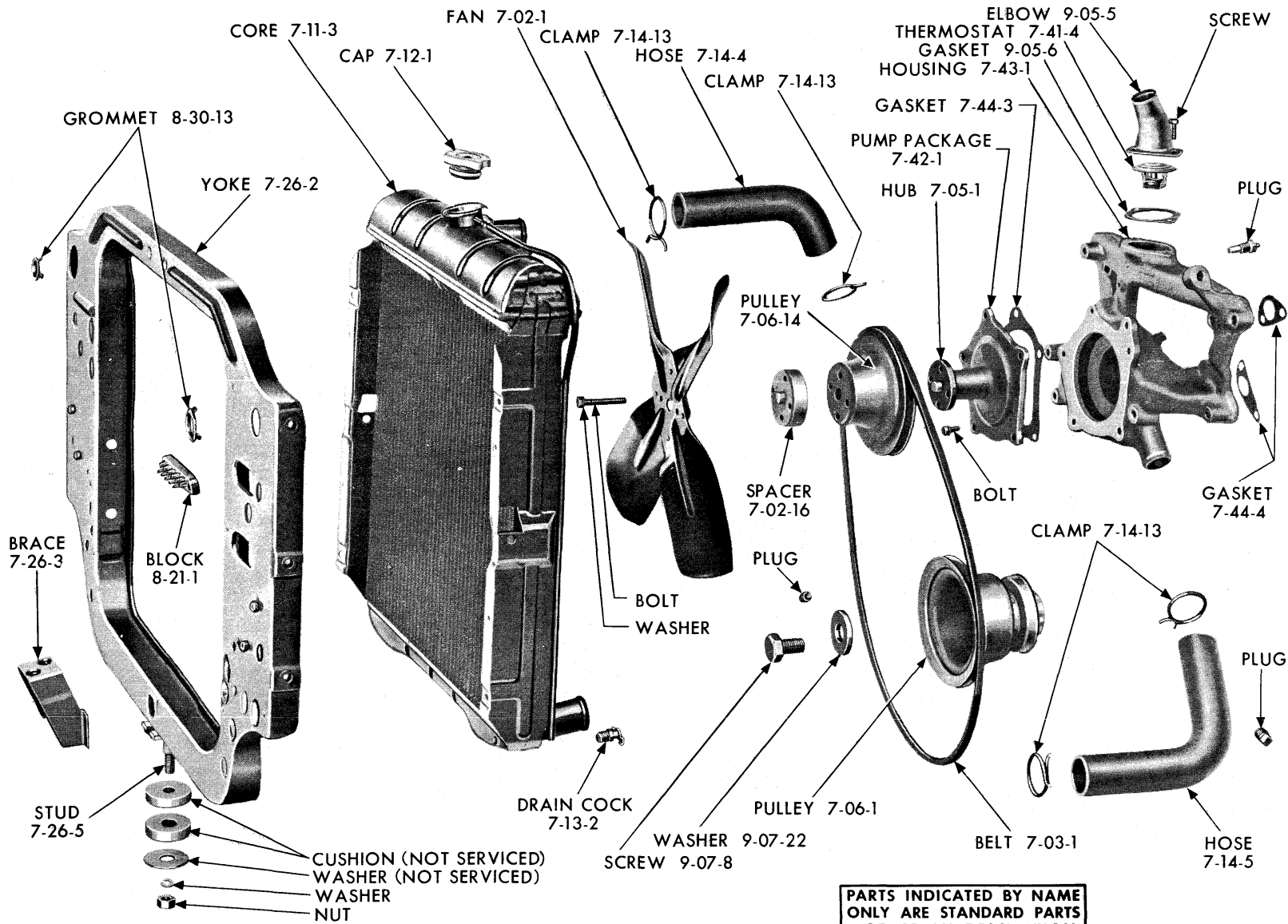
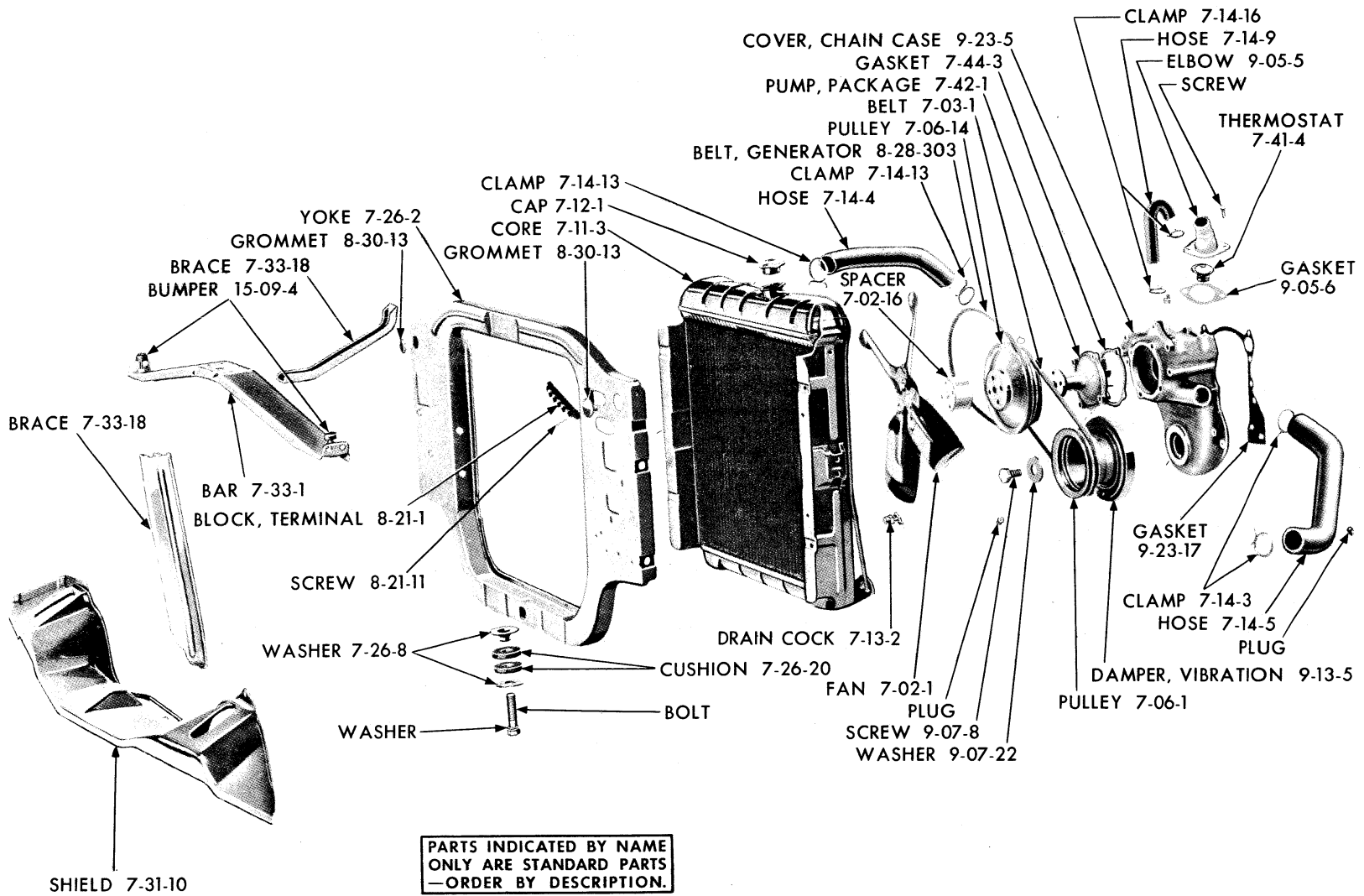
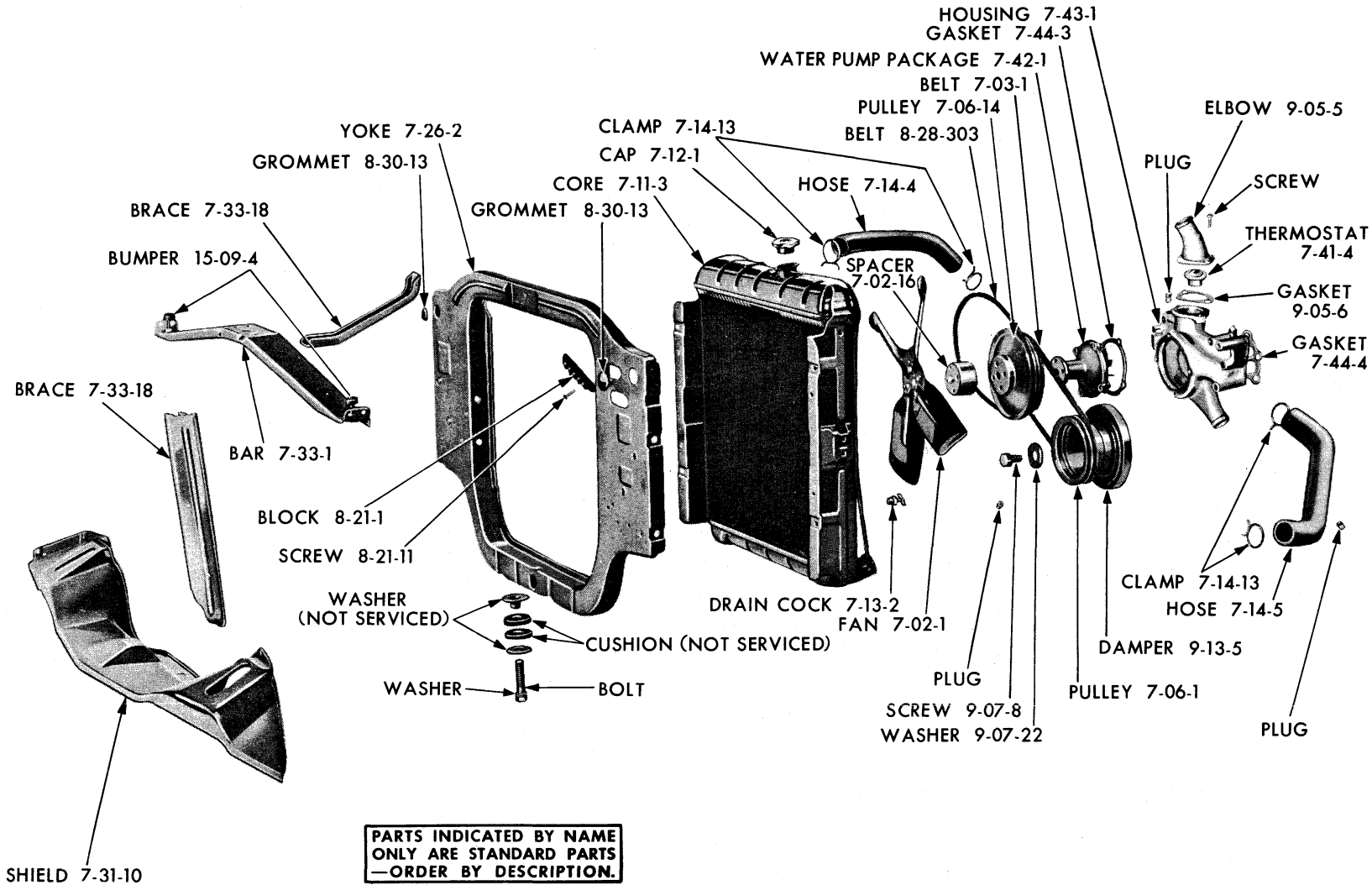


Plate 7-4

COOLING SYSTEM - DODGE (V8 CYLINDER)



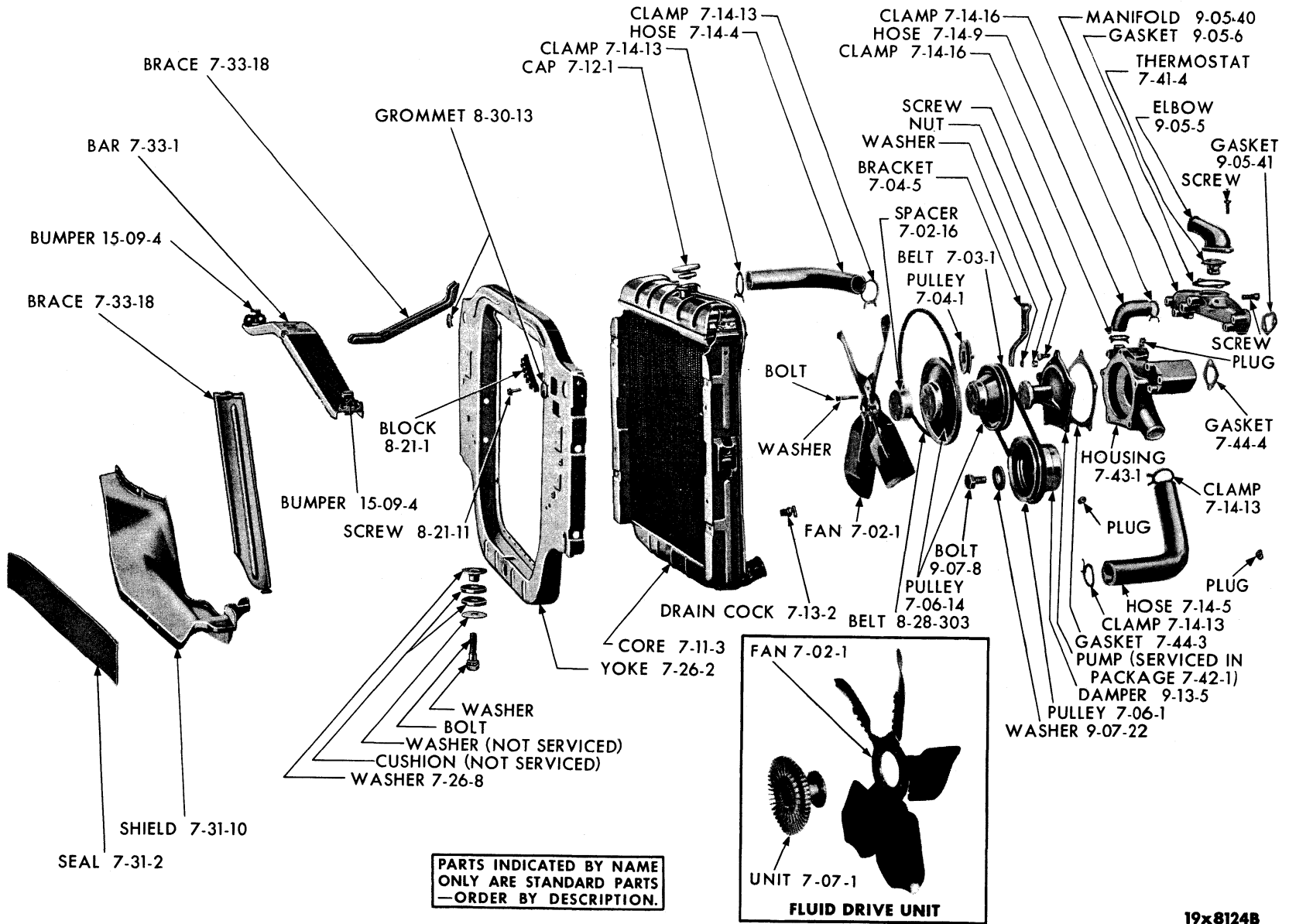
19x8125



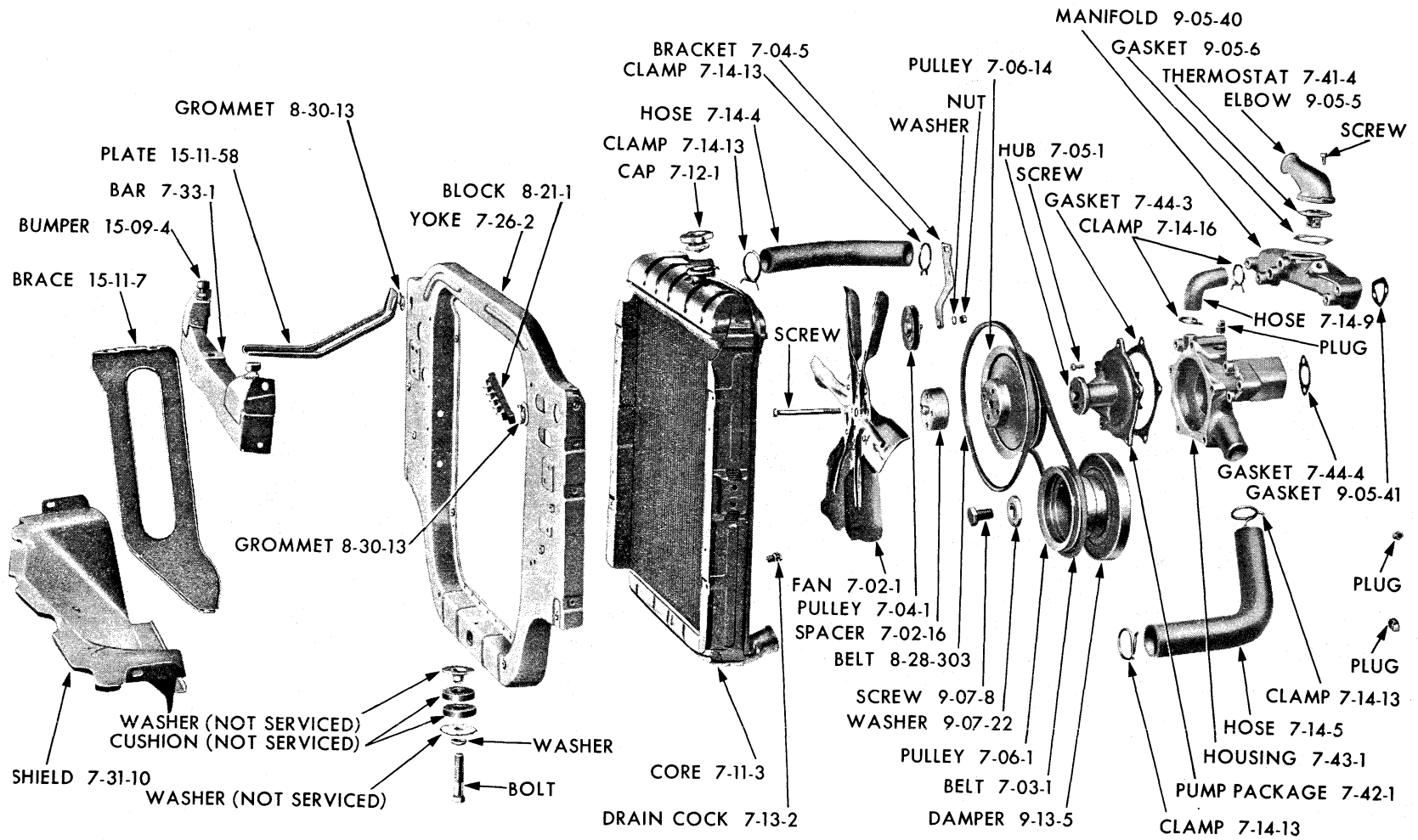
19x8311A

Plate 7-6

COOLING SYSTEM - DESOTO LS1-2-3



19x8124B



PARTS INDICATED BY NAME
 ONLY ARE STANDARD PARTS
 —ORDER BY DESCRIPTION.

19x8131A

Plate 7-8

COOLING SYSTEM - IMPERIAL

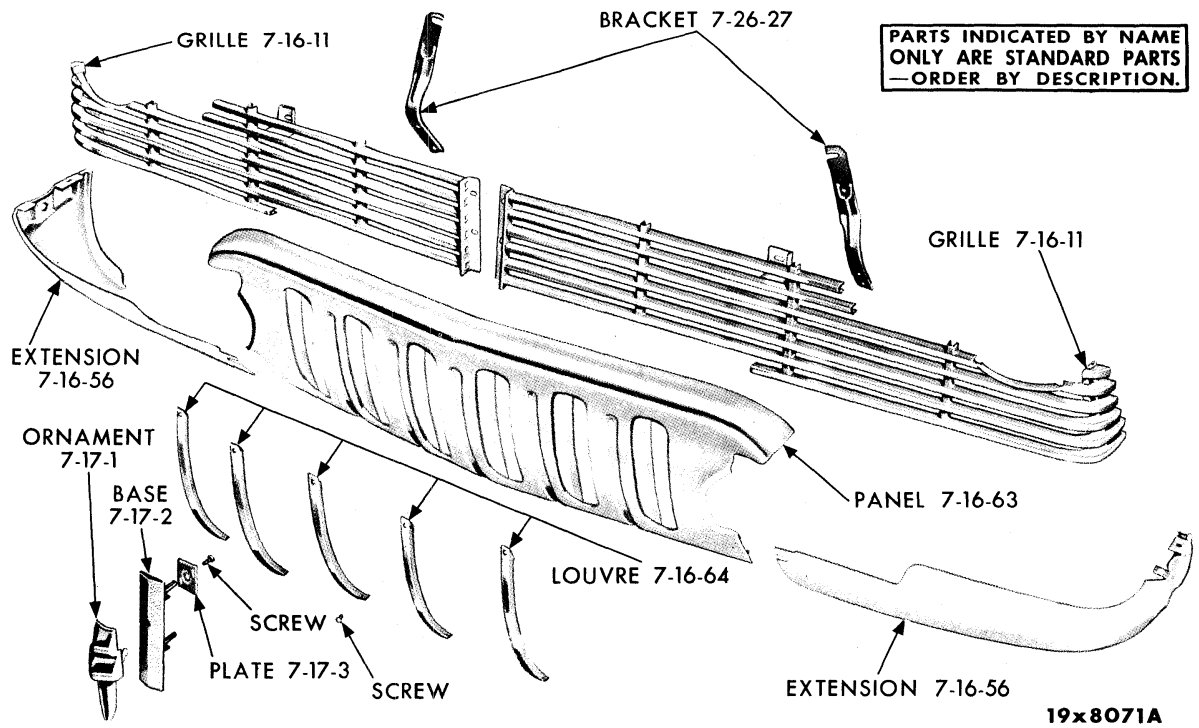


Plate 7-9

GRILLE - PLYMOUTH P30-31

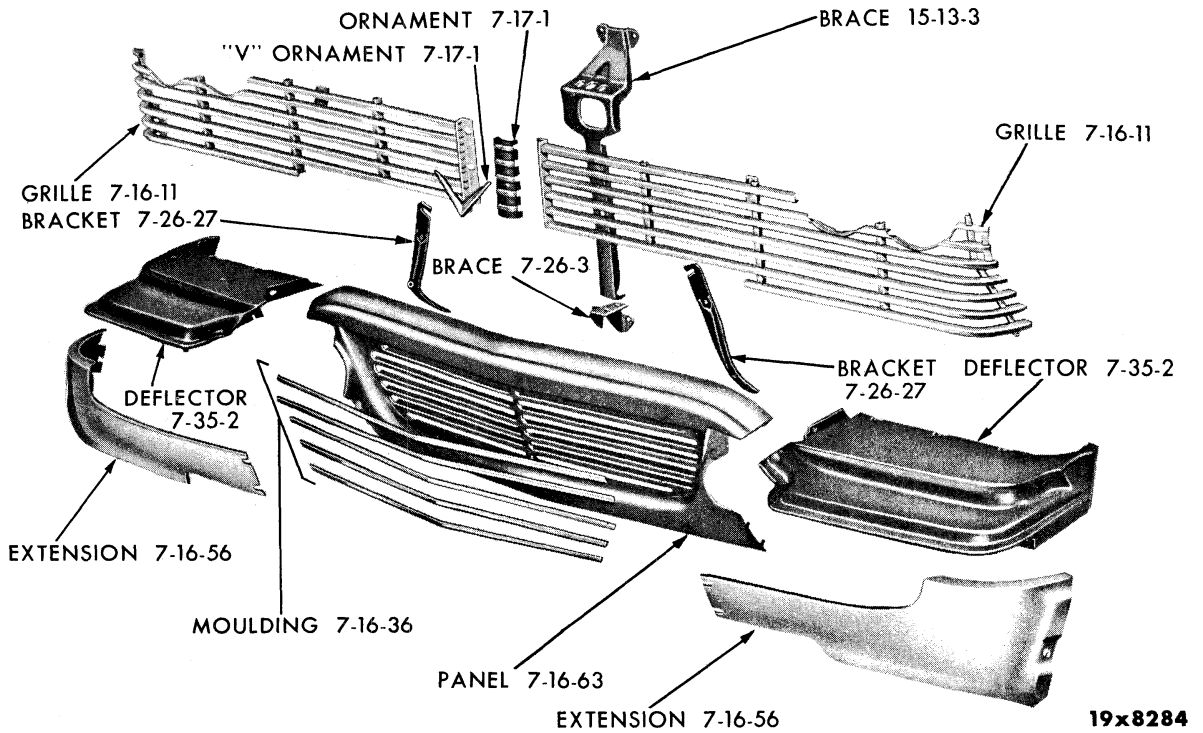


Plate 7-10

GRILLE - PLYMOUTH LP1-2

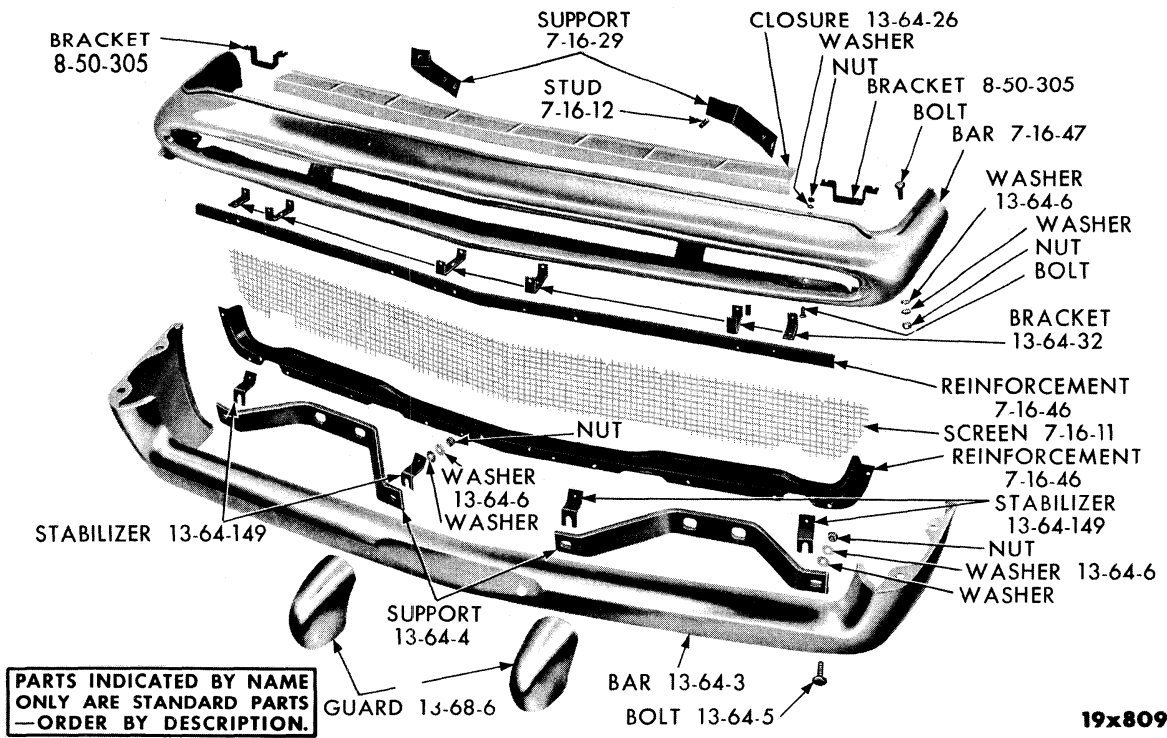


Plate 7-13

GRILLE AND FRONT BUMPER - DESOTO S25-26

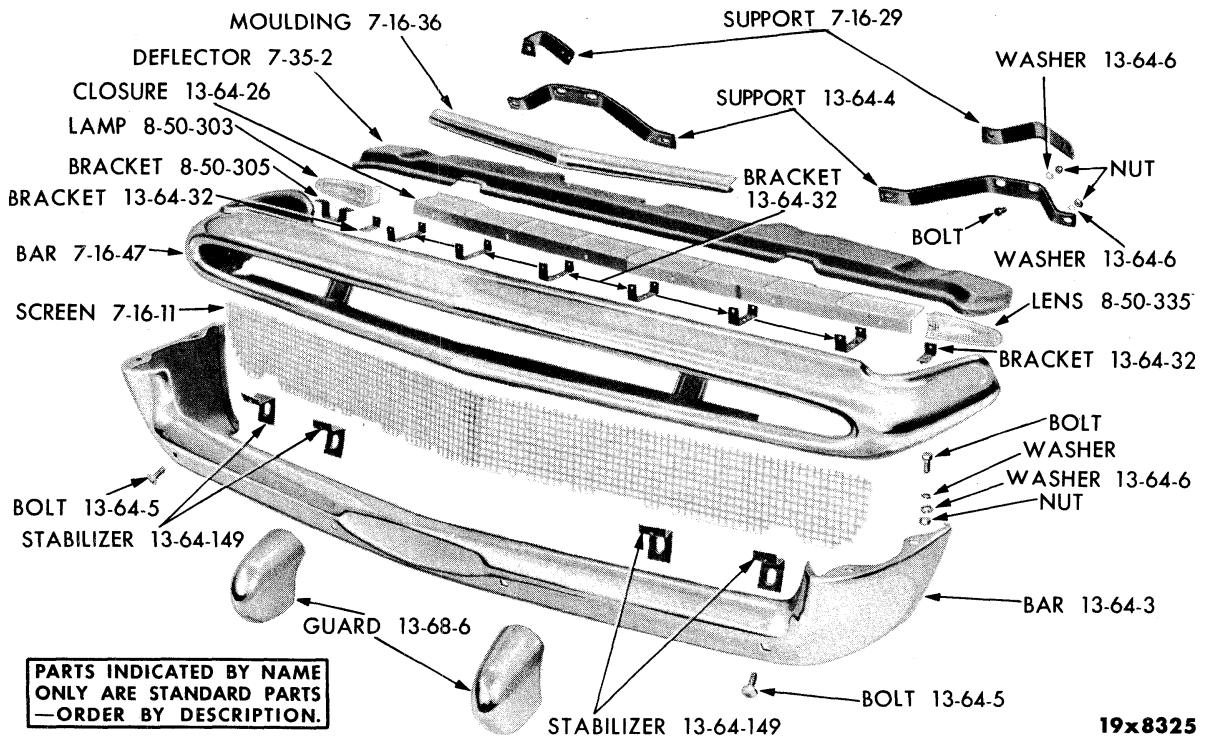


Plate 7-14

GRILLE AND FRONT BUMPER - DESOTO S27

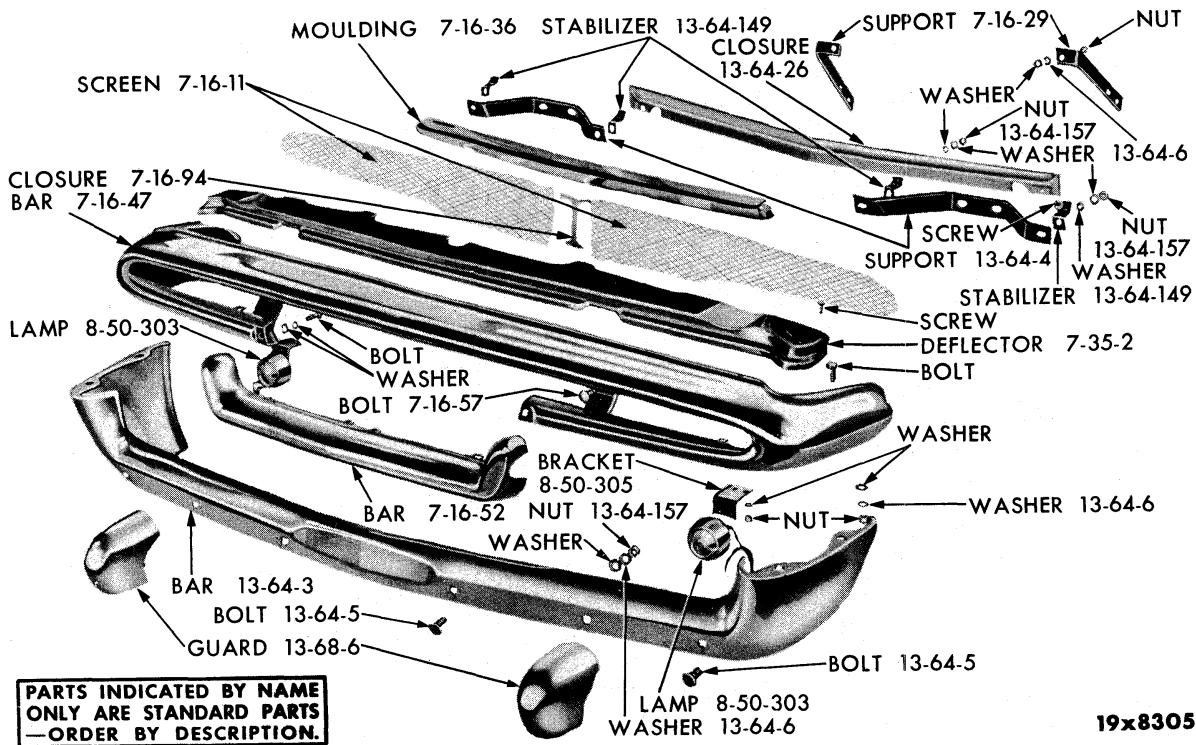


Plate 7-15

GRILLE AND FRONT BUMPER - DESOTO LS1

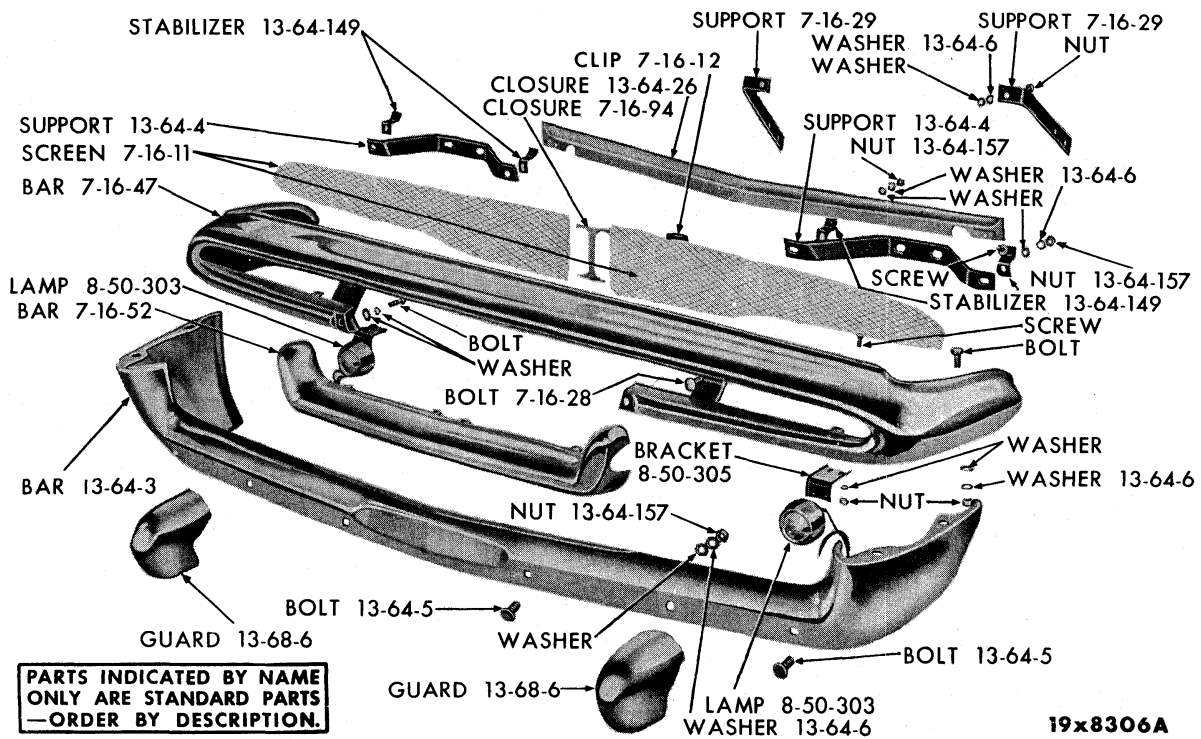


Plate 7-16

GRILLE AND FRONT BUMPER - DESOTO LS2-3

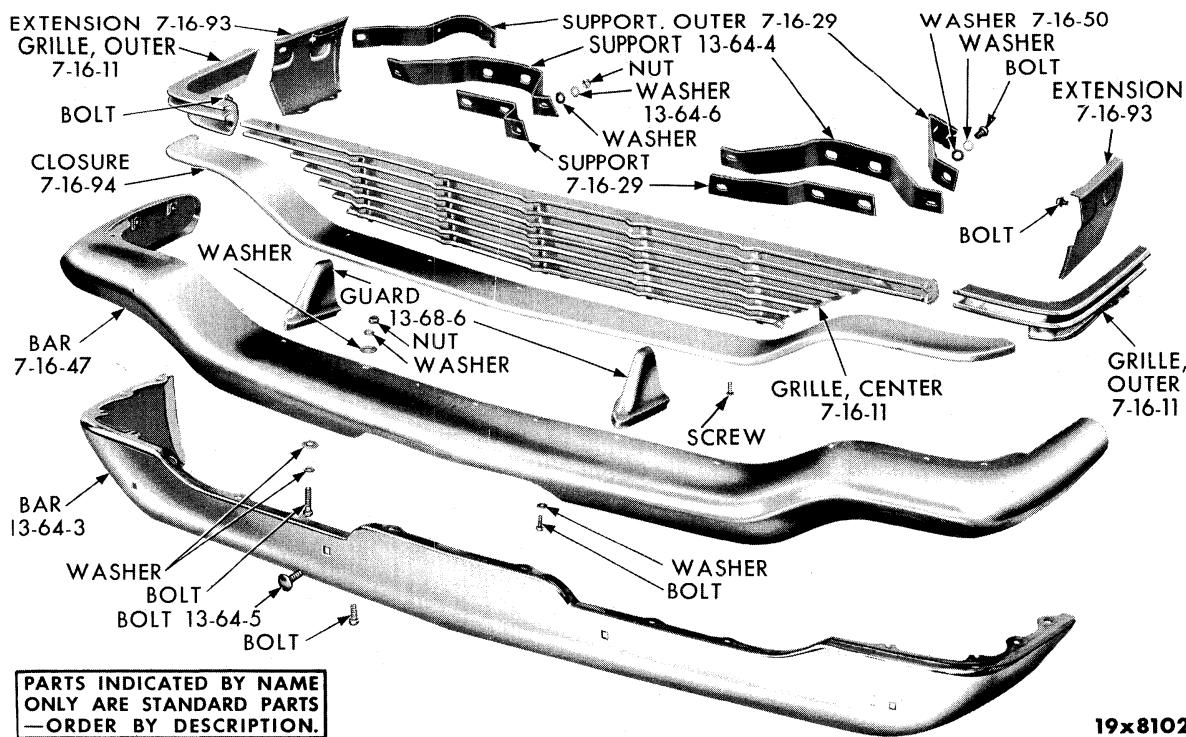


Plate 7-17

GRILLE AND FRONT BUMPER - CHRYSLER C75-76

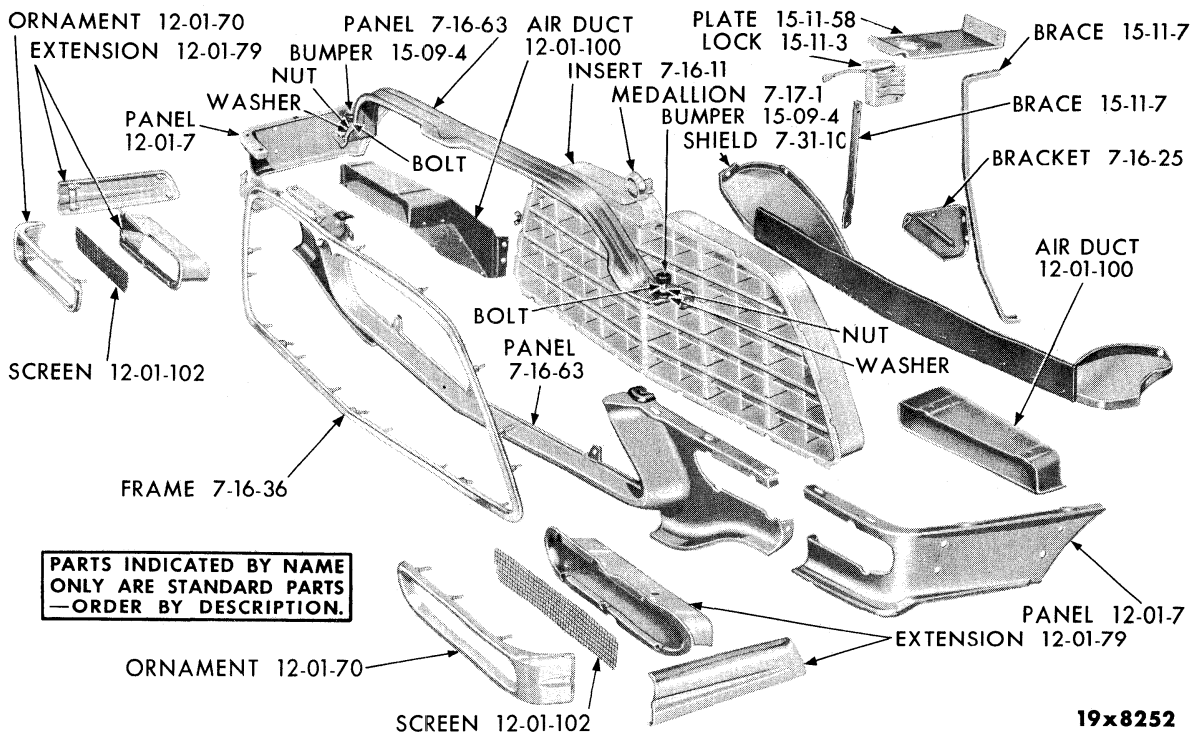


Plate 7-18

GRILLE - CHRYSLER C300

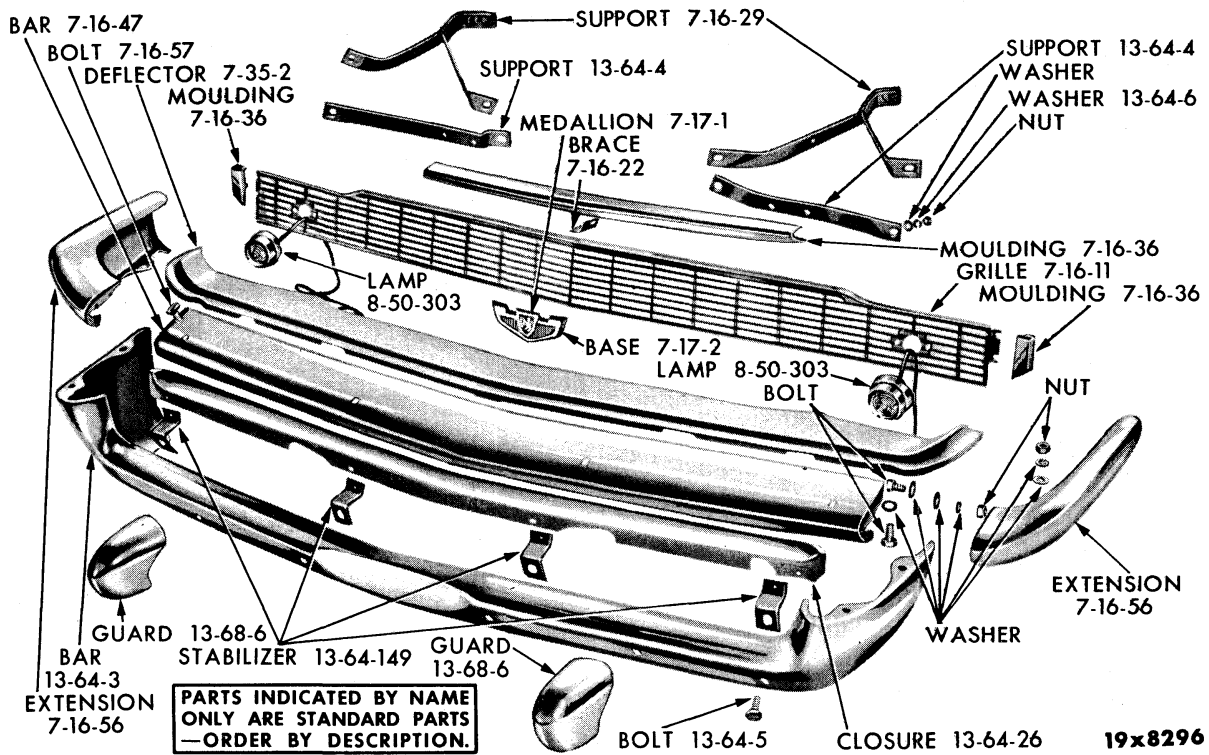


Plate 7-19

GRILLE AND FRONT BUMPER - CHRYSLER LC1

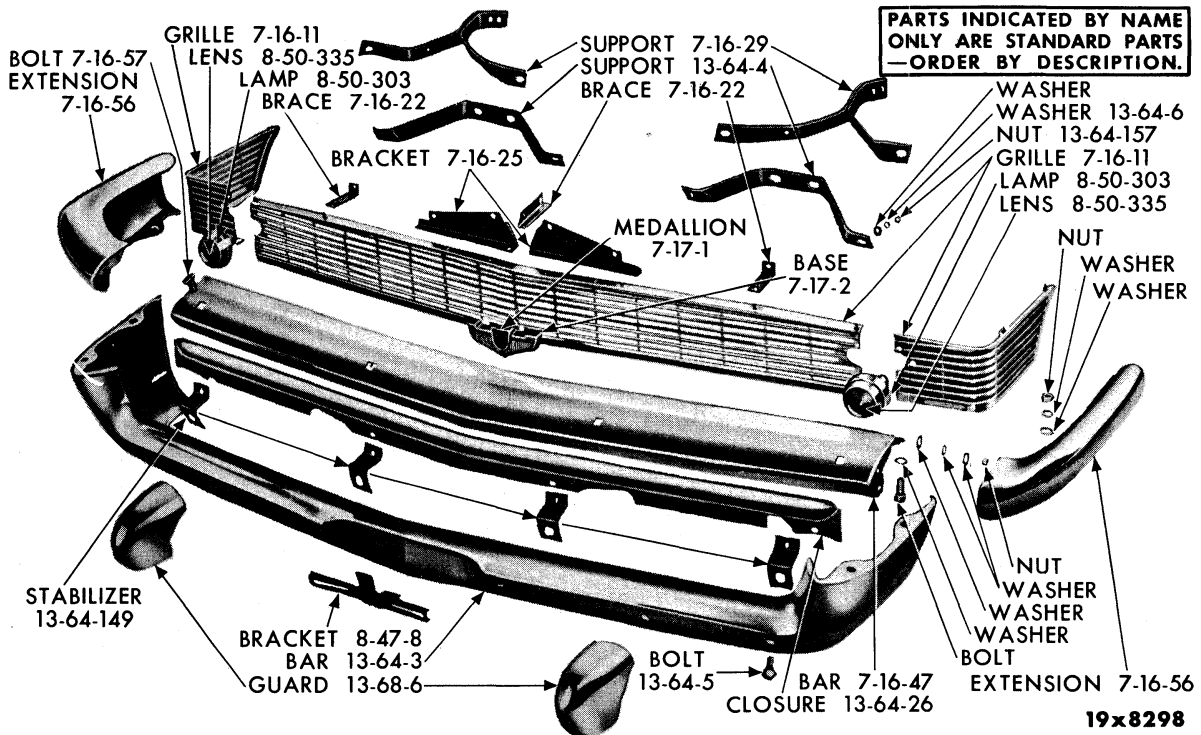


Plate 7-20

GRILLE AND FRONT BUMPER - CHRYSLER LC2-3

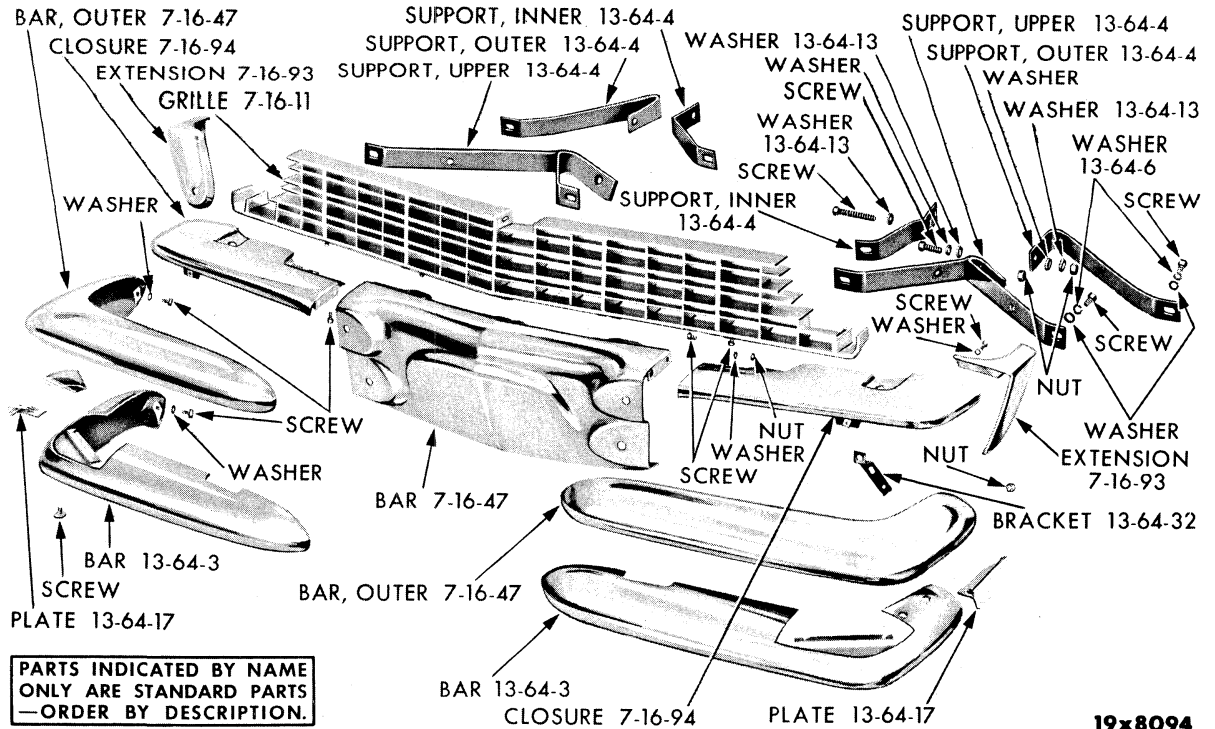


Plate 7-21

GRILLE AND FRONT BUMPER - IMPERIAL IM-1

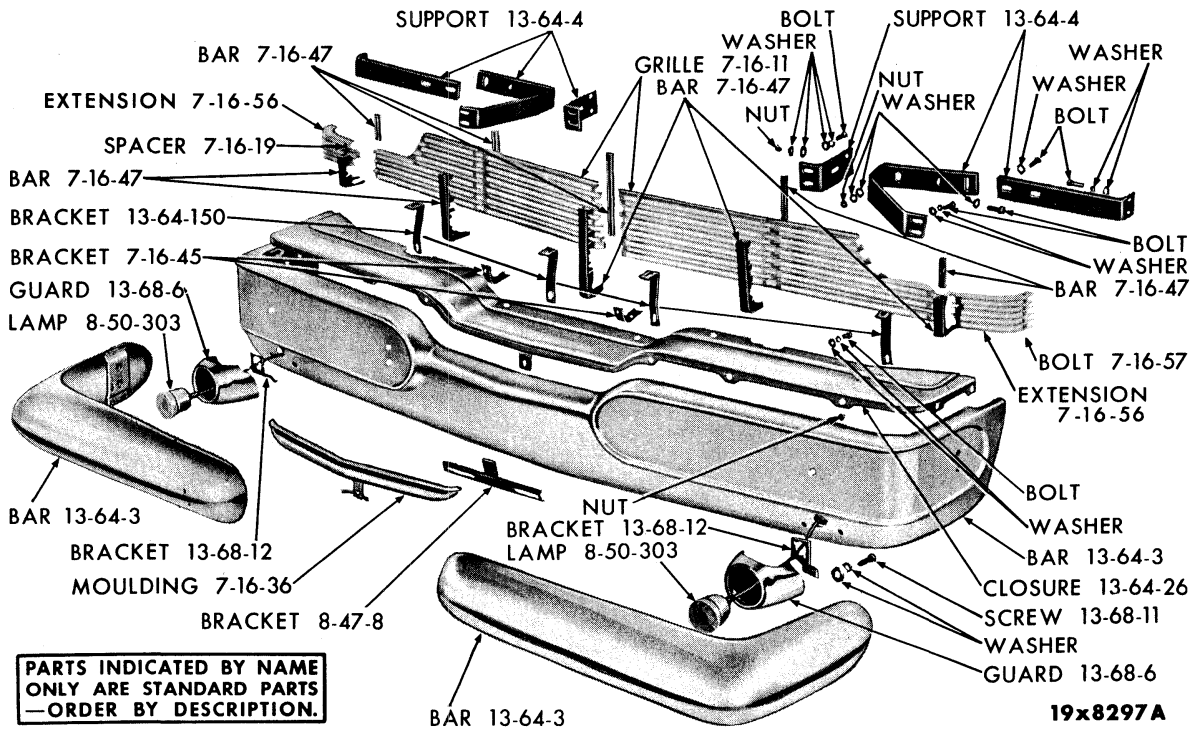


Plate 7-22

GRILLE AND FRONT BUMPER - IMPERIAL LY1

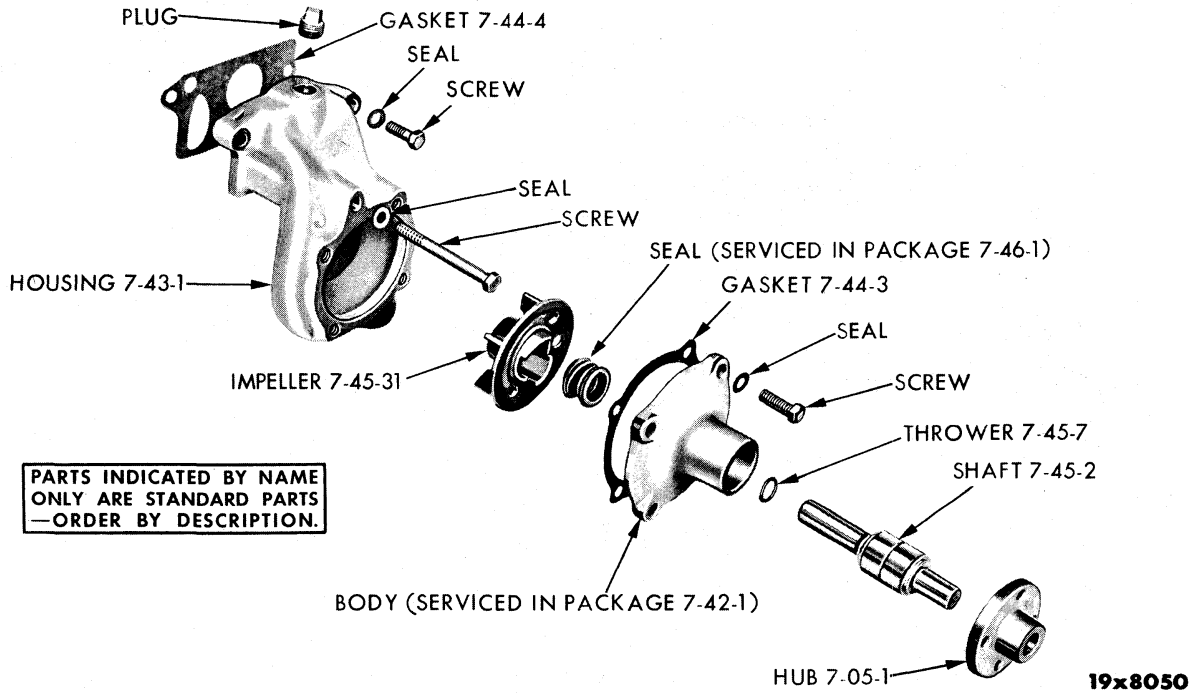


Plate 7-23

WATER PUMP - PLYMOUTH P30, LP1, DODGE D72, LD1

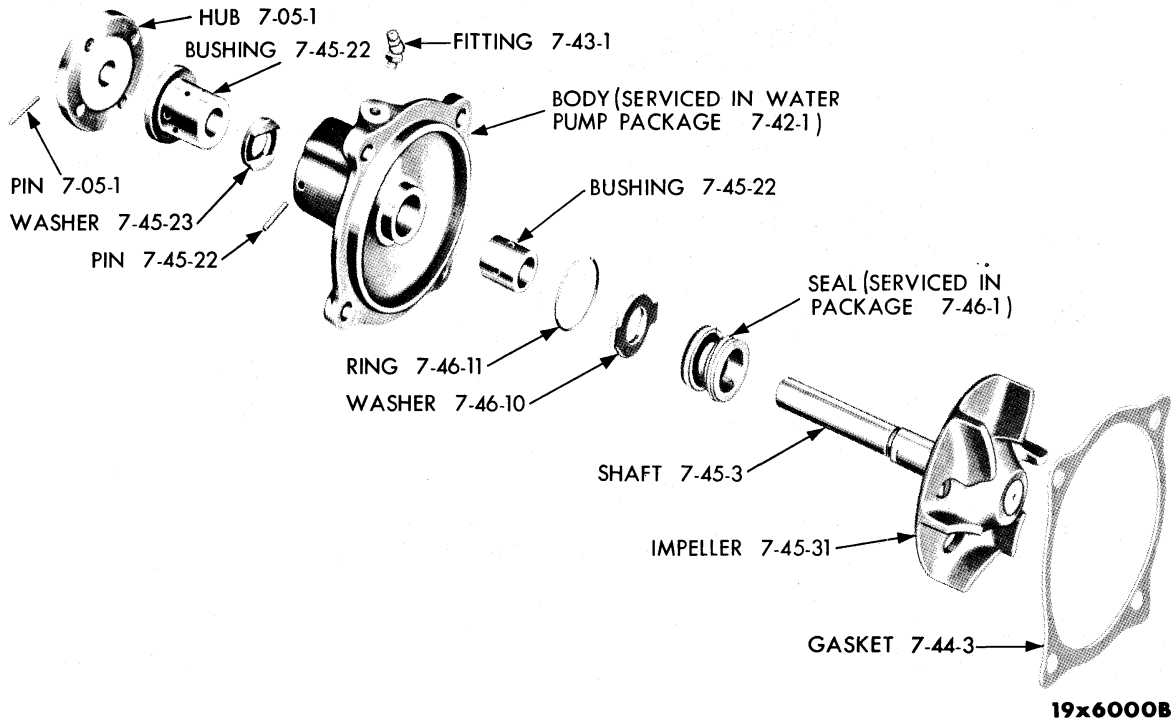
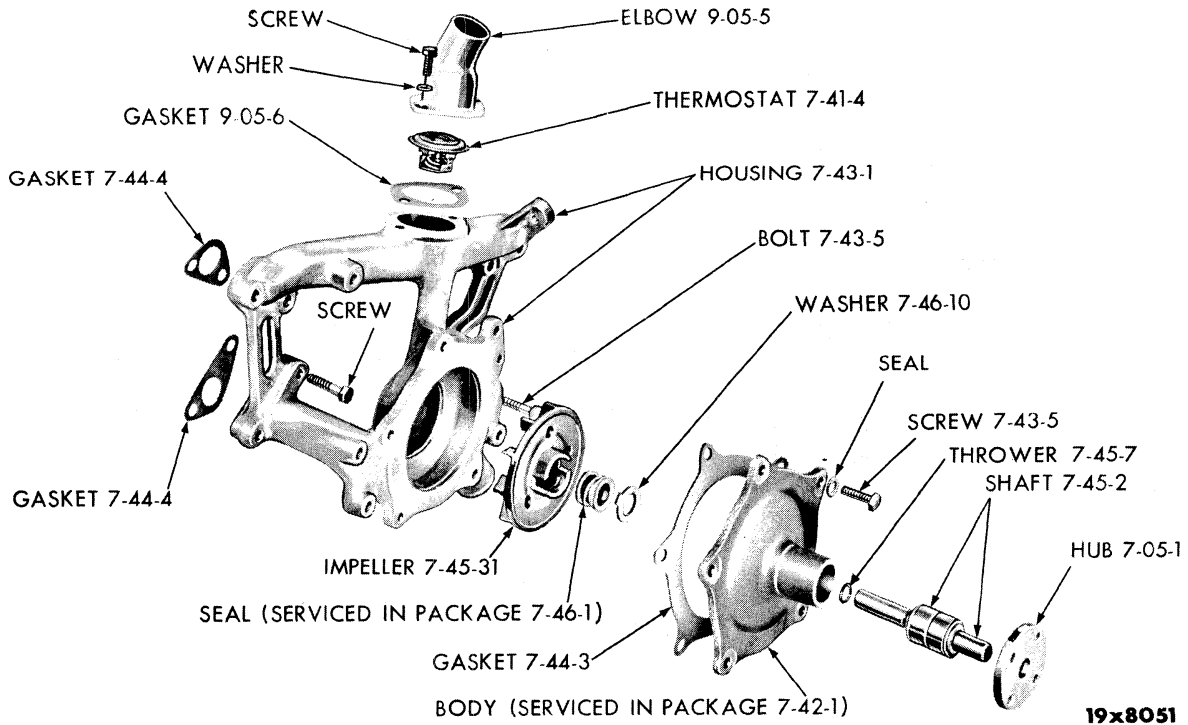


Plate 7-24

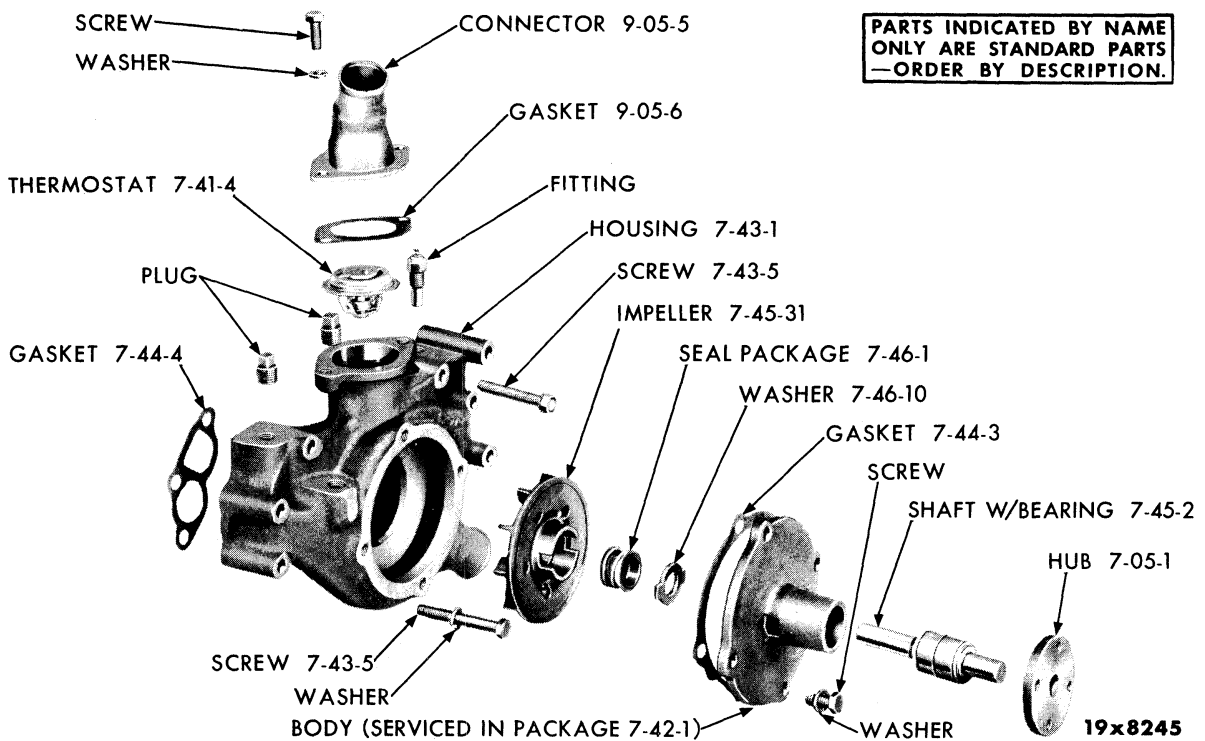
WATER PUMP - PLYMOUTH P31, LP2



19x8051

Plate 7-25

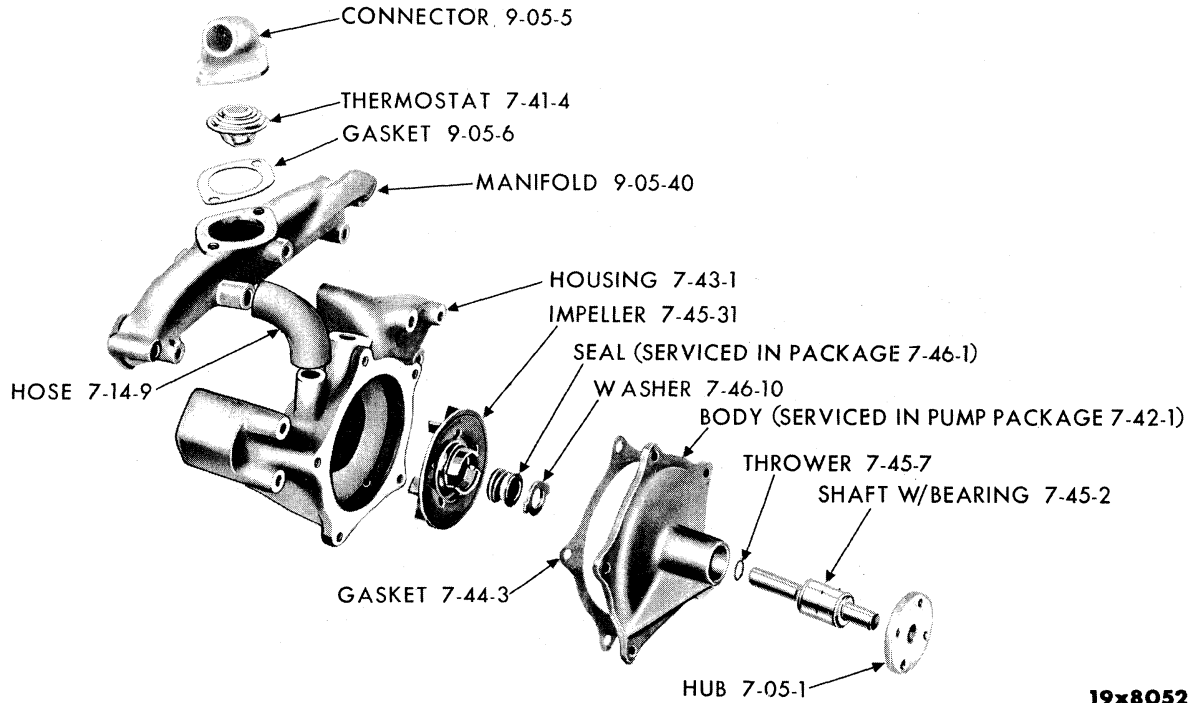
WATER PUMP - DODGE D66-67-70-71, LD2



19x8245

Plate 7-26

WATER PUMP - PLYMOUTH LP2-FURY, DODGE LD2-D500, DESOTO LS1-2-3



19x8052

Plate 7-27

WATER PUMP - DESOTO S25-26-27, CHRYSLER C75-76, LC1-2-3, IMPERIAL IM-1, LY1

NOTES

CODE	PART NAME AND DESCRIPTION	NO. OF CYL.	PLYMOUTH	DODGE	DESOTO	CHRYSLER AND IMPERIAL	PER CAR	PART NUMBER
7-02-0 FAN ASSEMBLY								
7-02-1	FAN							
	6 Blade	6-8	55	55	55-56	-	1	*1489 857
	4 Blade	6	57-58	57-58	57-58	-	1	1732 546
	4 Blade	8	55	55 (3)	-	-	1	*1538 088
	6 Blade, w/Air Conditioning	8	55	55	55-56	-	1	*1555 784
	6 Blade, except C70	8	-	-	56	55-56	1	*1555 784
	4 Blade	8	56 (4)	-	-	-	1	*1634 300
	4 Blade, D63 AFTER Serial No. 35140884	8	-	56	-	-	1	1731 509
	4 Blade, except D63, UP TO Serial No. 35140884	8	56 (1)	55-56 (2)	-	55-56	1	*1405 845
	6 Blade, w/Air Conditioning	8	56 (4)	-	-	-	1	*1735 941
	4 Blade	8	57-58	57-58	57-58	56	1	1735 939
	6 Blade, w/Air Conditioning, LD2, LD3	8	57-58	57-58	57-58	57-58	1	*1735 941
	6 Blade, w/o Air Conditioning S25, S26	8	-	-	57	57-58	1	1735 941
	5 Blade, w/Air Conditioning	8	-	-	-	57-58	1	*1851 604
	5 Blade, w/Fluid Fan Unit	8	-	-	-	57-58	1	*1851 604
7-02-16	SPACER, Fan, 2 3/4" thick	6	55-56	55-56	-	-	2	920 544
	1 5/8" thick	8	56 (1)	56	-	-	1	*1639 240
	1 3/8" thick	8	57	-	-	57-58	1	1730 155
	S27, 1 3/4" thick	8	-	57	57-58	-	1	1674 746
	S25, S26, 1 3/16" thick	8	-	-	57	57	1	1730 051
	w/Air Conditioning, 3/4" thick	8	-	56	-	-	1	1673 703
	S27, 1 3/4" thick	8	58	57	57	-	1	*1674 746
	S27, LD2, 2" thick	6-8	-	57-58	57	-	1	1825 956
	1" thick	8	-	-	55-56	56	1	1330 593
	w/Air Conditioning, 5/16" thick	8	-	-	55-56	56	1	1617 864
	w/o Power Steering, w/and w/o Air Conditioning C71, C72, 3/4" thick	8	-	-	-	55-56	1	1090 899
	w/Power Steering, w/and w/o Air Conditioning, 9/16" thick	8	-	-	-	55-56	1	1404 041
	LP2, Fury, 13/16" thick	8	58	58	58	-	1	*1825 931
	LD-500, LD2, LD3, LS1 w/Fuel Injection	8	-	58	58	-	1	1851 959
	LC1, 3/4" thick	8	-	-	-	58	1	1851 960
	LC1, w/Air Conditioning	8	-	-	-	58	1	1851 959
	LD2, LD3, D-500, LS1, w/Air Conditioning	8	-	58	-	58	1	1851 961
	D66, D67, D70, D71, 7/16" thick, Alum.	8	-	58	-	-	1	1853 021
	D66, D67, D70, D71, Steel	8	-	58	-	-	1	1854 955
	LD3, LS1, 39/64" thick	8	-	58	58	-	1	*1855 808

NOTE 1: From Eng. No. P29-41001 to Eng. No. P29-80000 and from P29-250001 to 274009.

NOTE 2: UP TO SER. NO. AFTER SER. NO.
 D55 32200946 34896943
 D56

NOTE 3: UP TO SER. NO. 34896943
 D55

NOTE 4: From Eng. No. P29-1001 to Eng. No. P29-40000 and P29-80001 thru P29-250000 and AFTER 274101.

7-03-0 FAN AND RELATED DRIVE BELTS

IMPORTANT: All matched belts should be replaced in sets only.

NOTE: S indicates single belt. M indicates matched set.

1955 MODEL	With Power Steering	With Air Condi- tioning	Eng. to Fan to Generator	Eng. to Fan	Fan to Generator	Eng. to Comp. to Generator
P26, D56	No	No	S 1489 861			
P26, D56	Yes	No	S 1551 005			
P27, D55	No	No	S*1409 922 (1)			
P27, D55	No	No	S 1637 703 (2)			
P27, D55	Yes	No		S 1326 615	S 1326 615	
P27, D55	Yes	Yes		S 1550 179		M 1618 905
D55	No	No	*1556 816 (8)			
D55	No	No	1326 615 (7)			
S21	No	No		S 1326 615	S 1326 614	
S21	Yes	No		S 1326 615	S 1326 614	
S22	No	No (AFTER)		S*1326 615 (9)	S*1326 614	
S22	Yes	No (AFTER)		S*1326 615 (9)	S*1326 614	
S22	Yes	No (UP TO)		S*1401 633 (9)	S*1326 614	
S22	No	No (UP TO)		S*1401 633 (9)	S*1326 614	
S21, S22	Yes	Yes		M 1326 614		M 1552 298
C67	No	No		S 1401 622	S 1551 932	
C68	No	No (UP TO)		S 1401 622	S 1551 932 (3)	
C68	No	No (AFTER)		S 1401 622	S 1634 829 (3)	
C68-300	No	No		S 1401 622	S 1634 829	
C67, C68	Yes	No		M 1401 623	M 1401 625	
C69, C70	Yes	No (UP TO)		M 1401 623	M 1401 625 (6)	
C68-300	Yes	No		M 1401 623	M 1634 828	
C69, C70	Yes	No (AFTER)		M 1401 623	M 1634 828 (6)	
C67, w/45 Amp. Generator	Yes	Yes		S 1326 614		M 1534 551
C67, w/50 Amp. Generator	Yes	Yes		S 1326 614		M 1634 826
C67, w/55 Amp. Generator	Yes	Yes		S 1326 614		M 1635 724
C68, w/45 Amp. Generator	Yes	Yes (UP TO)		S 1326 614		M 1534 551 (4)
C68, w/50 Amp. Generator	Yes	Yes (AFTER)		S 1326 614		M 1634 826 (4)
C68-300 w/45 Amp. Generator	Yes	Yes		S 1326 614		M 1487 138
C69, C70, w/50 Amp. Generator	Yes	Yes (UP TO)		S 1326 614		M 1534 551 (5)
C69, C70, w/50 Amp. Generator	Yes	Yes (AFTER)		S 1326 614		M 1634 826 (5)
NOTE 1:	Except 50 and 55 Amp. Generator.					
NOTE 2:	With 50 and 55 Amp. Generator.					
NOTE 3:	C68 Eng. No. NE 55 - 23844					
NOTE 4:	C68 Eng. No. NE 55 - 26661					
NOTE 5:	C69, C70 Eng. No. CE 55 - 5796					
NOTE 6:	C69, C70 Eng. No. CE 55 - 6730					
NOTE 7:			UP TO ENG. NO.		AFTER ENG. NO.	
	D55-3		4810		AND 11209	
NOTE 8:	D55-3 FROM ENG. NO. 4810 to 11209					
NOTE 9:	S22 ENG. NO. 18743					

★ Indicates use as required.

Numerals in parentheses () refer to notes.

Printed in U.S.A.

☐ Indicates parts not listed in any previous parts book.

Prices and specifications subject to change without notice.

* Indicates change or addition.

Page 7-21

Nov. 10, 1958 Supersedes March 5, 1958.

1956 MODEL	With Power Steering	With Air Condi tioning	Eng. to Fan to Generator	Eng. to Fan	Fan to Generator	Eng. to Comp. to Generator
P28, D62	No	No	S 1489 861 (1)			
P28	No	No	S 1533 121 (2)			
P28, D62	Yes	No	S 1551 005 (2)			
P29, D63-1	No	No	S 1409 922 (9)			
P29, D63-1	No	No	S*1674 677 (17)			
P29	No	No	S 1637 703 (3)			
P29, D63-1	No	No	S 1402 218 (4)			
P29	See Note	No	M 1673 650 (6)			
P29, D63-1	Yes	No	M 1673 650 (7)			
P29	See Note	Yes		S 1617 781 (8)		M 1552 298
P29	No	No	S 1556 816 (10)			
P29, D63-1	No	No	S 1673 645 (11)			
D63-1, D63-D500	No	No	M 1672 623 (5)			
D63-1 Texan, D63-2, D63-3	No	No	S 1402 218 (14)			
D63-2 D63-3	No	No	S 1409 922 (15)			
D63-1 Texan, D63-2, D63-3						
D63-D500	Yes	No	M 1672 623 (12)			
D63-1 Texan, D63-2, D63-3	No	No	M 1730 581 (5)			
D63-1 Texan, D63-2, D63-3	See Note	Yes		S 1401 633 (8)		M 1534 551 (16)
D63-2, D63-3	Yes	No	M 1676 277 (13)			

NOTE 1:

w/30 Amp. Gen., P28 UP TO Eng. No. 65328, D62 UP TO Eng. No. 17534

NOTE 2:

w/40 and 50 Amp. Gen., P28 AFTER Eng. No. 65328, D62 AFTER Eng. No. 17534

NOTE 3:

P29 From Eng. No. P29-1001 to P29-41000 and P29-80001 thru P29-139347 and AFTER 274101.

NOTE 4:

P29 From Eng. No. P29-139347 thru P29-250000 and AFTER P29-274009, D63-1 w/Power Package.

NOTE 5:

w/40 Amp. Gen.

NOTE 6:

w/40 Amp. and 50 Amp. Gen. w/and w/o Power Steering, P29 Fury.

NOTE 7:

w/30 Amp. Gen.

NOTE 8:

w/and w/o Power Steering

NOTE 9:

P29 From Eng. No. 41001 to 48358, 49191 to 50347, 56989 to 57363, 58023 to 58223; D63-1 UP TO Eng. No. 4741, 8762 to 9650, 14167 to 14742, 15547 to 15899.

NOTE 10:

w/40 Amp. Gen. Right Hand Mount.

NOTE 11:

P29 FROM Eng. No. 273950 to 274009, D63-1 AFTER Eng. No. 55987.

NOTE 12:

D63-1 w/Power Package, D63-2, D63-3, AFTER Serial No. 35047662.

NOTE 13:

D63-1 w/Power Package, D63-2, D63-3, UP TO Serial No. 35047662.

NOTE 14:

D63-2, D63-3, UP TO Eng. No. 85176.

NOTE 15:

D63-2, D63-3, AFTER Eng. No. 85176.

NOTE 16:

D63, w/and w/o Power Steering, UP TO Serial No. 35108576.

NOTE 17:

P29 From Eng. No. 48358 to 49191, 50347 to 56989, 57363 to 58023, 58223 to 80000, 250001 to 273950;
D63-1 From Eng. No. 4741 to 8762, 9650 to 14167, 14742 to 15547, 15899 to 55987.

★ Indicates use as required.

Numerals in parentheses () refer to notes.

Printed in U.S.A.

⊠ Indicates parts not listed in any previous parts book.

Prices and specifications subject to change without notice.

Nov. 10, 1958 Supersedes Oct. 10, 1957.

Page 7-22

* Indicates change or addition.

7-03-0 FAN AND RELATED DRIVE BELTS**7-03-1 FAN AND GENERATOR BELTS**

NOTE: S Indicates single belt
M Indicates matched set

IMPORTANT: All matched belts should be replaced in sets only.

1957 MODEL	With Power Steer- ing	With Air Con- dition- ing	Eng. to Fan to Generator	Fan to Generator	Eng. to Fan	Eng. to Gen- erator to Compressor	Eng. to Steering Pump	Eng. to Fan to Steering Pump
P30	No	No	S1550 179					
P30	Yes	No	S1614 009					
P30	Note 1	No	1632 586					
P30	Note 2	No	S1821 221					
P30	Note 4	No	S1739 388					
P30	Note 7	No	S1533 624					
P31	No	No	S1737 927					
P31	Yes	Note 10	S1737 927				S1401 622 Up To Note (8)	
P31	Yes	Note 10	1737 927				1827 461 After Note (8)	
P31	Note 1	Yes			S1617 781	M1827 777		
P31	Note 2	Yes			S1617 781	M1827 776		
P31	No	Yes			S1617 781	M1733 933		
P31	Note 3	No		S1326 615	S1617 781			
P31	Note 4	No	S1673 645					
P31	Note 5	No		S1557 269	S1617 781			
P31	Note 6	No		1558 426	1617 781			
P31	Note 11	Yes			*1733 893 (11)		Note 8	
P31	Note 12	Yes			*1733 893 (12)		*1614 686 (12)	
D72	No	No	S1550 179					
D72	Yes	No	S1614 009					
D72	Note 1	No	S1558 426					
D72	Note 2	No	S1821 221					
D66, D67, D70, D71	No	No	S1821 138					
D66, D67, D70, D71	Yes	No	S1821 138				S1821 684	
D66, D67, D70, D71, D-500	Yes	Yes			S1401 633	M1733 933	S1821 684	
D66, D67, D70, D71	Note 9	No		S1558 426	S1821 643			
D66, D67, D70, D71	Note 1	No		S1550 179	S1821 643			

NOTE 1: w/40 Amp. Gen. 5 1/2" dia. Frame w/and w/o Power Steering.

NOTE 2: w/30 Amp. Gen. 5" dia. Frame w/and w/o Power Steering.

NOTE 3: w/5" and 5 1/2" dia. Frame Gen. w/and w/o Power Steering.

NOTE 4: w/Alternator, w/and w/o Power Steering, R.H. Bank.

NOTE 5: w/Bosch 5" dia. Frame Gen. w/and w/o Power Steering.

NOTE 6: P31 Fury w/5 1/2" dia. Frame Gen. w/and w/o Power Steering.

NOTE 7: w/30 Amp. Low Cut-In 5" dia. Frame Gen. also with 40 Amp. Gen. w/and w/o Power Steering.

NOTE 8: P31 Serial No. 16203924. Use 1401 622 UP TO, 1827 461 AFTER.

NOTE 9: w/50 Amp. Alternator w/and w/o Power Steering, L.H. Bank.

NOTE 10: w/and w/o Air Conditioning

NOTE 11: w/Model A and A-1 Air Conditioning, w/or w/o Power Steering, Engine to Compressor, use Belt No. 1743 650, Compressor to Generator use Belt No. 1744 046.

NOTE 12: w/Model C Air Conditioning, w/or w/o Power Steering, Engine to Compressor to Jackshaft, use Belt No. 1748 110, Jackshaft to Generator, use Belt No. 1748 114.

★ Indicates use as required.

⊠ Indicates parts not listed in any previous parts book.

Feb. 27, 1959 Supersedes Nov. 10, 1958

Numerals in parentheses () refer to notes.

Page 7-24

Printed in U.S.A.

Prices and specifications subject to change without notice.

* Indicates change or addition.

1957 MODEL	With Power Steer- ing	With Air Con- dition- ing	Eng. to Fan to Generator	Fan to Generator	Eng. to Fan	Eng. to Gen- erator to Compressor	Eng. to Steering Pump	Eng. to Fan to Steering Pump
D66, D67, D70, D71	Note 3	No		1401 622	1821 643			
D66, D67, D70, D71	Note 1	No		S1550 179	S1821 643			
D66, D67, D70, D71, S27	Note 15	Yes			*1733 893 (15)		*1821 684 (15)	
D66, D67, D70, D76, S27	Note 17	Yes			*1733 893 (17)		*1614 686 (17)	
D-500	Note 6	No		S1821 636	S1821 643			
D-500	Note 12	No		1401 622	S1401 633			
D-500	Note 16	No						1550 179
S25, S26	No	No		S1557 269	S1617 781			
S25, S26	Yes	Note 13		S1557 269				M1821 680
S25, S26	No	Yes			S1821 699 (9)	M 1855 302 (9)		
S25, S26	No	Yes			S1558 058 (2)	M1738 590 (2)		
S25, S26	Note 3	No		S1739 388				
S25, S26	Note 4	No		S1401 622				
S25, S26	Note 15	Yes			*1733 893 (15)			*1821 680(15)
S26	Note 8	Yes				1733 933		1821 680
S27	No	No	S1821 138					
S27	Yes	No	S1821 138					S1821 684
S27	Yes	Yes			S1401 633	M1733 933		S1821 684
S27	Note 5	No		S1550 179	S1821 643			1821 684
S27	Note 3			S1401 622				1821 684
S27	Note 7	No	1558 426					
C75-1	No	No		S1821 139	S1327 471			
C75, C76, IM	Yes	No		S1821 139				
C75-1	No	Yes			S1558 058 (9)	M1738 590		
C76	Yes	No		S1326 615 (10)				
C75, C76, IM	Yes	Yes				M1738 590 (9)		M1537 744
C75, C76	Yes	No		S1401 622 (11)				
IM	Yes	No		S1632 586 (11)				
C76-300	Yes	Yes			1558 058	1827 946 (9)		
C75, C76, IM	Yes	No						Up To Note 14 1821 141 After Note 14 1401 625
C75, C76, IM	Yes	No						
C76-300	Note 12	No		1558 426	1326 615			
C75, C76	Note 15	Yes			*1327 471 (15)			*1537 744(15)
C75, C76, IM	Note 17	Yes						*1551 932(17)

- NOTE 1: w/30 Amp. Low Cut in 5" dia. Frame Gen. also with 40 Amp. Gen. w/and w/o Power Steering.
- NOTE 2: w/Compressor Model No. H.H. 9997-1.
- NOTE 3: w/Bosch Gen. 5" dia. Frame w/and w/o Power Steering.
- NOTE 4: w/Alternator 6-5/8" dia. Frame.
- NOTE 5: w/30 Amp. 5 1/2" dia. Gen. w/or w/o Power Steering.
- NOTE 6: w/50 Amp. Alternator w/and w/o Power Steering, L.H. Bank.
w/Bosch 5" dia. Frame Gen. w/or w/o Power Steering.
- NOTE 7: w/50 Amp. Alternator w/and w/o Power Steering.
- NOTE 8: S26, Adventurer w/and w/o Power Steering.
- NOTE 9: w/V Type Compressor Stamped 1377 829.
- NOTE 10: w/Power Pack.
- NOTE 11: w/40 Amp. Gen.
- NOTE 12: w/and w/o Power Steering, D-500 AFTER Eng. No. 7599.
- NOTE 13: w/and w/o Air Conditioning.
- NOTE 14: C75-1 Eng. No. WE57-21894, C75-2 Eng. No. LE57-11776, C76 Eng. No. NE57-12587, C76-300 Eng. No. 3NE57-1505, IM Eng. No. CE57-11890.
- NOTE 15: w/Model A and A-1 Air Conditioning, w/or w/o Power Steering, Engine to Compressor, use Belt No. 1676 276, Compressor to Generator on Model D66, D67, D70, D71, S27, use Belt No. 1673 649, on Model S25, S26, use Belt No. 1533 121, on Model C75, C76, use Belt No. 1319 430.
- NOTE 16: D-500 w/and w/o Power Steering UP TO Eng. No. 7579.
- NOTE 17: w/Model C Air Conditioning, w/or w/o Power Steering, Engine to Compressor to Jackshaft, use Belt. No. 1748 110, Jackshaft to Generator, on Model D66, D67, D70, D71, S27, use Belt No. 1748 114, Engine to Fan to Generator to Steering Pump, on Model C75, C76 and IM, use Belt No. 1637 649.

1955-58 PASSENGER CAR PARTS LIST

COOLING

1958 MODEL	WITHOUT POWER STEERING	Eng. to Fan to Generator	Engine to Fan	Fan to Generator
LP1, LD1		S 1550 179		
LP1		S *1401 624 (1)		
LD1, UP TO		*1632 586 (2)		
LD1, AFTER		*1401 624 (2)		
LP1		S 1821 221 (4)		
LP1, LD1		S 1821 221 (3)		
LP2		S 1737 927		
LP2		S *1673 645 (1)		
LP2			S 1617 781 (4)	S 1326 615 (4)
LP2			S 1617 781 (5)	S 1557 269 (5)
LP2, Fury, LD-500		S 1551 007 (6)		
LD2		S *1821 138		
LD2		1401 622 (5)		
LD2, LD3, LD-500			S *1821 643 (7)	S *1821 636 (7)
LD3, LS1, LS2, LS3		S 1551 007		
LD3, LS1, LS2, LS3		S 1821 138 (8)		
LD3, LS1, LS2, LS3		S 1674 677 (7)		
LC1			S 1327 471	S 1821 139
LC-300			S 1327 471	S 1821 140

1958 MODEL	WITH POWER STEERING	Eng. to Fan to Generator	Engine to Fan	Fan to Generator	Eng. to Fan to Strg. Pump	Eng. to Strg. Pump
LP1, LD1				S *1326 615	S *1737 976 (9)	
LP1, LD1				S 1827 299 (4)	S *1737 976 (9)	
LP1, LD1				S 1326 615 (7)	S *1737 976 (9)	
LP1, LD1				S 1821 221 (5)	S *1737 976 (9)	
LP2		S 1737 927				S *1854 895
LP2			S 1617 781	S 1326 615 (7)		S *1827 431 (10)
LP2			S 1617 781	S 1326 615 (4)		S *1854 895 (11)
LP2			S 1617 781	S 1557 269 (5)		S *1854 895
LP2		S *1673 645 (1)				S *1854 895
LP2, Fury, D-500		S 1551 007 (6)				1827 431 (10)

NOTE 1: w/40 Amp. 5 1/2" Frame Gen. or Alternator.

NOTE 2: w/40 Amp. 5 1/2" Frame Gen., Eng. No. L230-2651.

NOTE 3: w/50 Amp. 5" Frame Dia. Bosch Gen.

NOTE 4: w/30 Amp. Low Cut in 5" Frame Dia. Gen.

NOTE 5: w/50 Amp. 5" Frame Dia. Bosch Gen.

NOTE 6: w/Fuel Injection.

NOTE 7: w/40 Amp. 5 1/2" Frame Dia. Gen.

NOTE 8: w/30 Amp. Low Cut-in 5" Frame Dia. Gen.

NOTE 9: w/1851 584 Pump.

NOTE 10: w/350 cu. in. Eng.

NOTE 11: w/1827 977 Pump.

* Indicates use as required.

Numerals in parentheses () refer to notes.

Printed in U.S.A.

E Indicates parts not listed in any previous parts book.

Prices and specifications subject to change without notice.

Nov. 10, 1958 Supersedes Feb. 14, 1958.

Page 7-26

* Indicates change or addition.

1958 MODEL WITH POWER STEERING

	Eng. to Fan to Generator	Engine to Fan	Fan to Generator	Eng. to Fan to Strg. Pump	Eng. to Strg. Pump
LD2	S 1821 138				S 1855 031
LD2-D500	S 1551 007				S 1827 431 (6)
LD2-D500	S 1551 007				S 1632 586 (8)
LD2		S 1821 643	S 1821 636 (1)		S 1326 615 (8)
LD3, LD-500	S 1551 007				S 1632 586 (8)
LD3, LS1, LS2, LS3	S 1551 007				1827 431 (6)
LD2-500, LD3, LS1, LS2, LS3	S 1674 677 (2)				S 1632 586 (8)
LD3, LS1, LS2, LS3	S 1821 138 (3)				S 1827 431 (6)
LC1			S 1821 139	M 1401 625 (5)	
LC1, LC2, LC3			S 1401 622 (2)	M 1401 625 (4)	
LY1			S 1821 139	M 1401 625 (7)	
LC-300			S 1821 140	M 1401 625	

1958 MODEL WITH AIR CONDITIONING

	Engine to Fan	Engine to Compressor	Eng. to Gen. to Compressor	Engine to Strg. Pump	Eng. to Fan to Strg. Pump
LP2	*1617 781		*1855 308(9)	*1827 461	
LP2	*1617 781		*1855 312(10)		
LP1, LD1		E1980 709(16)			*1401 624(16)
LP2, LD2	*1733 893(16)			*1614 686(16)	
LD2 High Performance, LD3, LS1, LS2, LS3	*1326 615(16)			*1827 431(16)	
LC1, LC2, LC3, LY1					*1551 932(16)
LD2-D500, LD3, LS1, UP TO	*1821 643		E1821 913(13)	*1827 431	
LD2-D500, LD3, LS1, AFTER	*1821 643		*1855 302(13)	*1827 431	
LD2, UP TO	*1401 633		E1733 933(14)		
LD2, AFTER	*1401 633		E1821 913(14)		
LS2, LS3	*1821 643		*1855 298	*1827 431	
LP2 Fury, LS3			*1738 590	*1827 431	
Adventurer	*1821 643		*1855 302		*1401 625(11)
LC1, LC2, LC3			*1738 590		*1533 994(12)
LC2, LC3			*1738 590		*1739 387
LY1			*1855 310(15)		*1401 625
LC3-300, UP TO			E1944 544(15)		*1401 625
LC3-300, AFTER					

1958 MODEL WITH AIR CONDITIONING

	Fan to Generator	Engine to Compressor to Jackshaft	Jackshaft to Generator	Eng. to Fan to Generator to Jackshaft
LP1, LD1	*1319 430(16)			
LP2, LD2		E1748 110(16)	E1748 114(16)	
LD2 High Performance, LD3, LS1, LS2, LS3		E1748 907(16)	E1748 909(16)	
LC1, LC2, LC3, LY1		E1748 110(16)		*1673 649(16)

NOTE 1: w/30 Amp. Low Cut in 5" Frame Dia. Gen. also w/40 Amp. 5 1/2" Dia. Gen.

NOTE 2: w/40 Amp. 5 1/2" Frame Dia. Gen.

NOTE 3: w/30 Amp. Low Cut-in 5" Frame Dia. Gen.

NOTE 4: w/1827 291 and 1827 832 Pump.

NOTE 5: w/1827 830 Pump., w/Air Cond.

NOTE 6: w/1827 819 and 1851 740 Pump, w/Pressed on Pulley.

NOTE 7: w/1733 496 Pump.

NOTE 8: w/1826 158 Pump, w/Screw Lock Pulley.

NOTE 9: w/30 Amp. Gen.

NOTE 10: w/40 Amp. Gen.

NOTE 11: LC2, LC3, FROM Eng. No. 58S-1201 thru Eng. No. 58S-1500 Los Angeles Built.

NOTE 12: LC2, LC3, UP TO Eng. No. 58S-1201 and AFTER Eng. No. 58S-1500 Los Angeles Built.
LC2, LC3, Detroit Built.

NOTE 13: LD2-D500 Ser. No. 33208, LD3 Ser. No. 17614, LS1 Ser. No. 9016.

NOTE 14: LD2 Eng. No. L325-45572, w/30 Amp. Gen.

NOTE 15: LC3-300 Eng. No. 58N3-1528.

NOTE 16: w/Model C Air Conditioning, w/or w/o Power Steering.

* Indicates use as required.

Numerals in parentheses () refer to notes.

Printed in U.S.A.

⊠ Indicates parts not listed in any previous parts book.

Prices and specifications subject to change without notice.

* Indicates change or addition.

1955-58 PASSENGER CAR PARTS LIST

COOLING

CODE	PART NAME AND DESCRIPTION	NO. OF CYL.	PLYMOUTH	DODGE	DESOTO	CHRYSLER AND IMPERIAL	PER CAR	PART NUMBER
------	---------------------------	-------------	----------	-------	--------	-----------------------	---------	-------------

NOTE: For Steering Pump Pulley see Part Type Code 19-54-86.

7-04-0 FAN AND GENERATOR BELT IDLER PULLEY

7-04-1	PULLEY, Single Groove, C67, C68.	8	55-58	55-58	55-58	55-58	1	1325 944
	w/Air Conditioning, Model "C", S27, LD2 . .	8	57-58	57-58	57	-	1	*1743 635
7-04-5	Double Groove	8	-	-	56	55-58	1	*1403 997
	w/Air Conditioning, S27	8	57 (5)	57 (5)	57 (5)	-	1	1743 635
7-04-10	BRACKET, Pulley, w/Air Conditioning.	8	55-56 (3)	55	-	-	1	1615 889
	w/Air Conditioning	8	55	55	-	-	1	1634 741
	w/Air Conditioning	8	-	56	-	-	1	1673 702
	w/Air Conditioning	8	56 (2)	-	-	-	1	1634 809
	w/Air Conditioning, LD2	8	57	58	-	-	1	1730 851
	w/o Air Conditioning	8	-	57 (4)	-	-	1	1730 851
	w/40 Amp Gen. P31 Fury	8	57	-	-	-	1	1730 851
	w/Air Conditioning, S27.	8	-	57	57	-	1	1733 859
	w/o Air Conditioning	8	-	-	55-56	-	1	1409 637
	w/o Air Conditioning	8	-	-	-	55-56	1	1611 616
	w/Air Conditioning	8	-	-	55-56	-	1	1617 237
	w/o Air Conditioning, S25, S26.	8	-	-	57	-	1	1730 579
	w/Air Conditioning	8	-	-	-	55-56	1	1613 144
	w/o Air Conditioning, C75	8	-	-	-	57	1	1672 586
	w/o Air Conditioning, w/40 Amp. Gen. S27 . .	8	57-58	57	57	-	1	*1730 851
	w/Bosch 5 1/2" Frame Gen. S27	8	57	57	57	-	1	1730 851
	w/Bosch Gen., also w/Air Conditioning, LD2	8	-	58	-	-	1	1733 859
	w/Air Conditioning	8	58	58	58	58	1	*1851 401
	w/Air Conditioning	8	58 (5)	-	-	-	1	1743 302
	w/Air Conditioning	8	-	58 (5)	58 (5)	-	1	1744 062
7-04-14	SPACER, Pulley Bracket	8	58	58	58	-	1	*1851 608
7-04-16	BEARING, Pulley, w/Power Steering, C71, C72	8	-	57	-	55-56	1	*1330 028
	w/Air Conditioning	8	57-58	57-58	57-58	57-58	2	1748 076
7-04-19	SPACER, Pulley Bearing	8	-	56	-	55-56	1	1612 183
	w/Air Conditioning	8	-	56	-	58	1	1673 703
7-04-19	w/Air Conditioning.	8	-	58	58	58	1	1744 025
	D500	8	-	58	-	-	1	1854 955
7-04-19	RING, Idler Pulley Retainer, Large, w/Model "C" Air Conditioning	8	57-58	57-58	57-58	57-58	1	1748 085
	Small	8	57-58	57-58	57-58	57-58	2	1748 084

7-05-0 FAN PULLEY HUB OR WATER PUMP HUB

7-05-1	HUB, UP TO	6-8	55 (1)	55 (1)	55	-	1	1405 843
		6	56	56	-	-	1	1405 843
7-05-1		8	56 (2)	-	-	-	1	1634 288
		6	57-58	57-58	-	-	1	1639 944
7-05-1	AFTER	8	55-58 (1)	55-58 (1)	57-58	57-58	1	1634 288
		8	-	-	56	-	1	1639 944
7-05-1	1 3/8"	8	-	-	-	55-56	1	*1611 825
	1" long	8	-	-	-	56	1	1121 706

7-06-0 FAN PULLEY

NOTE: For Fan Drive Pulley, w/vibration damper see Part Type Code 9-13-5; for Power Steering Pump Pulley see Part Type Code 19-54-86.

7-06-1	PULLEY, Fan Drive Single Groove 6 9/16" O. D.	6	55-56	-	-	-	1	1402 970
	P27, w/o Power Steering, w/o Air Conditioning, Single Groove 5 11/16" O.D., D55 w/and w/o Power Steering	8	55	55	-	-	1	1615 887
	w/and w/o Power Steering w/Air Conditioning Single Groove 5 5/8" O.D.	8	55	55-56	-	-	1	1634 241

NOTE 1: P27 Engine No. 92895 D55 Custom Engine No. 22228
 D55 Coronet Engine No. 26704
 D55 Royal Engine No. 26704

NOTE 2: FROM Eng. No. P29-1001 to P29-40000 and P29-80001 thru P29-250000 and AFTER P29-274101.

NOTE 3: FROM Eng. No. P29-41001 to P29-80000 and P29-250000 thru P29-274009.

NOTE 4: w/30 Amp. Low Cut in Gen., w/40 Amp. 5 1/2" Frame Gen., w/50 Amp. Alternator.

NOTE 5: w/Air Conditioning Model A and A-1.

CODE	PART NAME AND DESCRIPTION	NO. OF CYL.	PLYMOUTH	DODGE	DESOTO	CHRYSLER AND IMPERIAL	PER CAR	PART NUMBER
	w/o Power Steering, w/o Air Conditioning, Single Groove 7 1/2" O.D. except D55-2, D55-3	8	55-56 (6)	55-56 (6)	-	-	1	1484 833
	P29, Fury, w/o Power Steering, Double Groove 6 9/16" O.D.	8	56	-	-	-	1	1618 891
	w/o Power Steering, w/o Air Conditioning, Single Groove, 6 1/2" O.D.	8	56 (2)	56 (2)	-	-	1	1403 446
	w/o Power Steering, w/o Air Conditioning, Single Groove, 7 1/2" O.D.	8	56 (5)	-	-	-	1	1618 735
	w/o Power Steering, w/o Air Conditioning, Single Groove, 6 1/2" O.D.	8	56 (1)	-	-	-	1	1673 644
	w/and w/o Power Steering, w/o Air Conditioning, w/40 and 50 Amp. Gen. Double Groove, 6 9/16" O.D.	8	56 (3)	-	-	-	1	1672 597
	w/Power Steering, w/o Air Conditioning, Double Groove, 6 9/16" O.D.	8	56 (4)	56	-	-	1	1672 682
	w/and w/o Power Steering, w/Air Conditioning, Single Groove, 5 5/8" O.D.	8	56	56	-	-	1	1670 240
	w/and w/o Power Steering, Single Groove, 6 1/2" O.D.	6	57	-	-	-	1	1676 311
	w/o Power Steering, Single Groove, 6 1/8" O.D., except Fury.	8	57-58	-	-	-	1	*1730 153
	w/o Power Steering, Single Groove, 6 1/8" O.D., Fury w/318 cu. in. Eng. . . .	8	57	-	-	-	1	1821 411
	w/Power Steering, Double Groove, 6 1/8" O.D.	8	57-58	-	-	-	1	1855 152
	w/Power Steering, w/o Air Conditioning, Double Groove, 6 5/8" O.D.	8	58	-	-	-	1	1852 575
	w/Power Steering, Double Groove, 6 1/8" O.D., includes HUB	8	57-58	-	-	-	1	1852 575
	w/Air Conditioning, 4 Groove, 7 1/16" O.D. less Hub	8	57	-	-	-	1	*1732 893
	w/o Power Steering, Single Groove, 6 5/8" O.D., LP2, w/Fuel Injection, Fury w/350 cu. in. Eng., LD-500, LD3	8	58	58	58	-	1	1821 449
	w/Power Steering, Double Groove, 6 5/8" O.D., Fury, w/350 cu. in. Eng., LD-500, LD3	8	58	58	58	-	1	1826 053
	w/Air Conditioning, 4 Groove, 7" O.D.	8	57-58	-	-	-	1	*1735 921
	w/Power Package, Double Groove, 6 1/2" O.D. Double Groove, 6 1/2" O.D., D63-500	8	-	56	-	-	1	1672 686
	w/o Power Steering, Single Groove, 6 1/8" O.D., S27, LD2	8	-	57-58	57	-	1	1674 744
	w/Power Package, Single Groove, 6 1/2" O.D.	8	-	56	-	-	1	1673 643
	w/o Power Steering, w/o Air Conditioning, Single Groove, 5 25/32" O.D.	8	-	-	55-56	55-56	1	1325 915
	w/Power Steering, w/o Air Conditioning, Double Groove, 5 11/16" O.D.	8	-	-	55-56	55-56	1	1403 914
	w/and w/o Power Steering, w/Air Conditioning, 3 Groove, 6 11/16" O.D.	8	-	-	55-56	55-56	1	1634 461
	w/Power Steering, Double Groove, 6 1/8" O.D., includes HUB, S27, LD2	8	-	57-58	57	-	1	1735 924
	w/Power Steering, Double Groove, 6 5/8" O.D., LD2	8	-	58	-	-	1	1852 589
	w/Air Conditioning, 4 Groove, 7 1/8" O.D., includes HUB, S27.	8	-	57	57	-	1	*1735 922
	w/Air Conditioning, 4 Groove, 7" O.D., LD3	8	58	58	58	-	1	1851 253
	w/Air Conditioning, 4 Groove, 7 1/2" O.D., LS2, LS3	8	-	-	58	-	1	1859 252
	w/o Power Steering, Single Groove, 5 11/16" O.D., LD3, LS2, S25, S26, C75, C76, C76-300, LC1, LC2	8	-	-	57	57-58	1	1732 883

- NOTE 1: FROM Eng. No. 139347 thru P29-250000 and AFTER P29-274101.
- NOTE 2: P29 FROM Eng. No. 48358 to 49191 and FROM 50347 to 56989 and FROM 57363 to 58023 and AFTER 58223. D63-1 FROM Eng. No. 4741 to 8762 and FROM 9650 to 14167 and FROM 14742 to 15547 and AFTER 15899.
- NOTE 3: FROM Eng. No. P29-1001 to P29-40000 and P29-80001 thru P29-250000 and AFTER P29-274101.
- NOTE 4: FROM Eng. No. P29-41001 to P29-80000 and P29-250001 thru P29-274009.
- NOTE 5: FROM Eng. No. P29-1001 to P29-40000 and P29-80001 thru P29-139337.
- NOTE 6: P29 UP TO Eng. No. 48357 and FROM 49192 to 50346 and FROM 56990 to 57362 and FROM 58023 to 58222. D63-1 UP TO Eng. No. 4740 and FROM 8763 to 9649 and FROM 14168 to 14741 and FROM 15548 to 15898.

* Indicates use as required. Numerals in parentheses () refer to notes. Printed in U.S.A.
 ☐ Indicates parts not listed in any previous parts book. Prices and specifications subject to change without notice.
 * Indicates change or addition. Feb. 27, 1959 Supersedes Nov. 10, 1958.

1955-58 PASSENGER CAR PARTS LIST

COOLING

CODE	PART NAME AND DESCRIPTION	NO. OF CYL.	PLYMOUTH	DODGE	DESOTO	CHRYSLER AND IMPERIAL	PER CAR	PART NUMBER
	w/Power Steering, Double Groove, 6 1/2" O.D. S25, S26	8	-	-	57	57-58	1	1732 941
	w/Power Steering, Double Groove, 6 1/8" O.D. S25, S26	8	-	-	-	58	1	1852 606
	w/Air Conditioning, 4 Groove, 7 1/8" O.D., LD2, AFTER	8	-	-	57	57-58	1	1732 887
	w/Air Conditioning, 4 Groove, 7 1/8" O.D., LD2, AFTER	8	-	58 (7)	-	-	1	*1944 667
	w/Air Conditioning, 8" O.D., LC1	8	-	-	-	58	1	1827 875
	w/Air Conditioning, 4 Groove, 7 1/8" O.D.	8	-	-	-	58	1	1852 612
	w/Air Conditioning, 4 Groove, 7 3/4" O.D., LC2, LC3, LY1	8	-	-	-	58	1	1859 223
7-06-2	KEY, Fan Drive Pulley, D63-1, LD2	8	55-56 (6)	55-58	55	55	1	52 570
		6	57	57	-	-	1	52 570
		8	57	-	-	-	1	152 191
7-06-3	HUB, Fan Drive	8	56	-	-	-	1	1670 245
		8	-	56	-	-	1	1534 544
	w/Power Steering and w/Air Conditioning	8	57-58	-	-	-	1	1733 805
	w/Power Steering and w/Air Conditioning, S27, LD2, AFTER	8	-	57-58 (7)	57	-	1	*1733 801
7-06-4	PACKAGE, Fan Drive Pulley, w/Air Conditioning, 7 1/8" O.D., LD2, UP TO	8	-	58 (7)	-	-	1	E1881 999
7-06-5	SPACER, Fan Drive Pulley	8	-	58	-	-	1	1853 020
7-06-14	PULLEY, Fan Driven, w/o Power Steering, w/o Air Conditioning, Single Groove, 7 3/16" O.D.	6	55-56	55-56	-	-	1	1534 117
	w/and w/o Power Steering, 6 7/8" O.D.	6	57	57	57	-	1	1732 600
	w/o Power Steering, Single Groove, 6 7/8" O.D.	6	58	58	-	-	1	1732 600
	w/Power Steering, Double Groove, 7 1/4" O.D.	6	58	58	-	-	1	1825 949
	w/and w/o Power Steering, Double Groove, 6 7/8" O.D.	8	55	55	-	-	1	1615 888
	w/o Power Steering, Single Groove, 7 7/8" O.D.	8	-	55	-	-	1	E1672 555
	w/o Power Steering, w/o Air Conditioning, Single Groove, 6 15/16" O.D., D55-1, D55-2 w/o Power Steering, w/o Air Conditioning, Single Groove, 6 7/8" O.D.	8	55-56 (4)	55-56	-	-	1	1630 231
	w/o Power Steering, w/o Air Conditioning, Double Groove, 8 3/4" O.D., C67, C68	8	56 (2)	-	-	-	1	1673 647
	w/o Power Steering, w/o Air Conditioning, Double Groove, 7 15/16" O.D.	8	-	-	56	-	1	1407 236
	w/o Power Steering, w/o Air Conditioning, Single Groove, 7 7/8" O.D.	8	56 (5)	-	-	-	1	1632 089
	w/and w/o Power Steering, w/o Air Conditioning, Double Groove, 7 15/16" O.D., S21, S22 AFTER	8	-	-	55 (1)	-	1	1407 236
	w/and w/o Power Steering, w/o Air Conditioning, Double Groove, 7 15/16" O.D., S22 UP TO	8	-	-	55 (1)	-	1	1326 222
	w/and w/o Power Steering, w/o Air Conditioning, w/40 Amp. Gen., Double Groove, 6 7/8" O.D.	8	-	56	-	-	1	1672 680
	D63-D500	8	-	56	-	-	1	1672 680
	w/Power Steering, w/o Air Conditioning, Double Groove, 6 7/8" O.D.	8	55-56 (4)	55-56	-	-	1	1672 680
	w/Power Steering, w/o Air Conditioning, Double Groove, 6 15/16" O.D.	8	56 (3)	-	-	-	1	1672 598
	w/and w/o Power Steering, w/40 and 50 Amp. Gen., Double Groove, 6 15/16" O.D.	8	56	-	-	-	1	1672 598
	w/Power Steering, w/o Air Conditioning, Double Groove, 6 9/16" O.D.	8	-	-	56	56	1	1403 915
	w/Power Steering, w/o Air Conditioning, Double Groove, 6 5/8" O.D.	8	-	-	-	55-56	1	1611 615

- NOTE 1: S22 engine No. 18743.
 NOTE 2: FROM Eng. No. P29-124778 thru P29-250000 and AFTER P29-274101.
 NOTE 3: FROM Eng. No. P29-1001 to Eng. No. P29-40000 and P29-80001 thru P29-250000 and AFTER P29-274101.
 NOTE 4: FROM Eng. No. P29-41001 to P29-80000 and P29-250001 thru P29-274009.
 NOTE 5: FROM Eng. No. P29-1001 to P29-40000 and P29-80001 thru P29-124778.
 NOTE 6: FROM Eng. No. P29-41001 to P29-80000 and P29-250000 thru P29-274009.
 NOTE 7: LD2 Serial No. LD2-60624.

PASSENGER CAR PARTS LIST 1955-58

CODE	PART NAME AND DESCRIPTION	NO. OF CYL.	PLYMOUTH	DODGE	DESOTO	CHRYSLER AND IMPERIAL	PER CAR	PART NUMBER
	w/Air Conditioning, w/and w/o Power Steering, Single Groove, 5 15/16" O.D.	8	55	55-56	-	-	1	1634 242
	w/Air Conditioning, w/and w/o Power Steering, Single Groove, 7 11/16" O.D.	8	55	55	-	-	1	1618 893
	w/Air Conditioning, w/and w/o Power Steering, Single Groove, 6" O.D.	8	56	-	-	-	1	1670 244
	Single Groove, 6 1/2" O.D., S27	8	57	57	57	-	1	*1852 582
	w/and w/o Power Steering and Air Conditioning, 6 1/2" O.D., except Fury, w/350 cu. in. Eng., LD2	8	58	58	-	-	1	*1852 582
	w/and w/o Power Steering, w/Fuel Injection, Single Groove, 6 7/8" O.D., Fury w/350 cu. in. Eng., LD2, LD3, LD-500	8	58	58	58	-	1	1851 248
	w/Fuel Injection, Single Groove, 6 7/8" O.D., LP2, LP2-Fury, LD-500	8	58	58	-	-	1	1821 452
	w/o Power Steering, Single Groove, 6 7/8" O.D., LD3, LS1, LS2, LS3	8	-	58	58	-	1	1821 452
	w/Power Steering, 3 Groove, 7 3/4" O.D.	8	-	-	-	58	1	1855 664
	w/Air Conditioning, w/and w/o Power Steering, Single Groove, 7 1/8" O.D.	8	-	-	55-56	55-56	1	1613 147
	w/o Power Steering, Double Groove, 7 3/4" O.D., S25, S26, LC1	8	-	-	57	57-58	1	1732 882
	w/Power Steering, 3 Groove, 7 3/4" O.D.	8	-	-	57	57	1	1732 885
	w/Air Conditioning, Double Groove, 6" O.D., LD3, S25, S26, LC3, LY1	8	-	57-58	57	57-58	1	1732 888
	w/Air Conditioning, Double Groove, 5 1/8" O.D., LC3, LY1	8	-	-	-	58	1	*1739 367
	C76 w/Power Package, C76-300, LC1, Double Groove, 7 3/4" O.D.	8	-	-	-	57-58	1	1732 882
	w/Air Conditioning, Double Groove, C76-300, w/Fluid Fan Unit, 5 1/8" O.D., LC2	8	-	-	-	57-58	1	1739 367
	w/Power Steering, w/Air Conditioning, Double Groove, 6 3/8" O.D., LC1	8	-	-	-	58	1	1855 239
	w/Air Conditioning, Single Groove, 6 1/2" O.D., LD3, LD-500	8	-	58	58	-	1	1851 248
	w/Fuel Injection, 3 Groove, 7 3/4" O.D., LC-300	8	-	-	-	58	1	1855 663
7-07-O FAN DRIVE								
7-07-1	UNIT, Fluid Drive, w/Air Conditioning	8	-	-	-	57-58	1	E1879 581
	LC-300	8	-	-	-	58	1	E1879 581
7-08-O FAN SHROUD								
7-08-2	SHROUD, Right, w/o Air Conditioning	6	55-56	55	-	-	1	1599 145
	Left, w/o Air Conditioning	6	55-56	55	-	-	1	1599 147
	Right, w/o Air Conditioning	8	55	55	-	-	1	1599 151
	Left, w/o Air Conditioning	8	55	55	-	-	1	1599 153
	P29 Fury, D63-2, D63-3, w/o Air Conditioning	8	56	56	-	-	2	1656 124
	Upper, w/o Air Conditioning	8	-	-	55-56	-	1	1541 729
	Lower, w/o Air Conditioning	8	-	-	55-56	-	1	1541 731
	Upper, w/o Air Conditioning	8	-	-	-	55-56	1	1541 734
	Lower, w/o Air Conditioning	8	-	-	-	55-56	1	1541 736
	Lower, w/Air Conditioning	8	55	55	-	-	1	1599 945
	Upper and Lower, w/Air Conditioning, S27, LS1, LC1	8	57-58	57-58	57-58	58	2	*1686 463
	Upper, Left, w/Air Conditioning	8	-	-	55-56	-	1	1599 889
	Upper, Right, w/Air Conditioning	8	-	-	55-56	-	1	1686 061
	Lower, w/Air Conditioning	8	-	-	56	-	1	1599 890
	Lower, w/Air Conditioning, LS2, LS3	8	-	-	57-58	57-58	1	1686 414
	Upper, w/Air Conditioning, LS2, LS3	8	-	-	57-58	57-58	1	1686 412
	Upper, Left, w/Air Conditioning	8	-	-	-	56	1	1686 121
	Upper, Right, w/Air Conditioning	8	-	-	-	56	1	1686 056

★ Indicates use as required.

□ Indicates parts not listed in any previous parts book.

* Indicates change or addition.

Numerals in parentheses () refer to notes.

Printed in U.S.A.

1955-58 PASSENGER CAR PARTS LIST

COOLING

CODE	PART NAME AND DESCRIPTION	NO. OF CYL.	PLYMOUTH	DODGE	DESOTO	CHRYSLER AND IMPERIAL	PER CAR	PART NUMBER
7-08-7	BUMPER, Lower Fan Shroud	8	55-56	55-56	55-56	55-56	4	1599 182
	w/Air Conditioning, Lower	8	55-56	55-56	55	55-56	2	1599 182
	w/Air Conditioning, S27, LS1, LC1	8	57-58	57-58	57-58	58	4	*1686 455
	w/Air Conditioning	8	-	-	56	-	2	1599 894
	w/Air Conditioning, LS2, LS3, LC2, LC3; LY1	8	-	-	57-58	57-58	4	*1624 506
7-08-13	BRACKET, w/Air Conditioning, Right, S27, LS1, LC1	8	57-58	57-58	57-58	58	1	*1686 353
	Left, S27, LS1, LC1	8	57-58	57-58	57-58	58	1	1686 355
	Right, S25, S26, LS2, LS3, LC2, LC3, LY1 . .	8	-	-	57-58	57-58	1	*1686 451
	Left, S25, S26, LS2, LS3, LC2, LC3, LY1 . .	8	-	-	57-58	57-58	1	*1686 453
7-08-15	STUD, Fan Shroud Bracket	8	-	-	-	55-56	1	6010 043
7-08-16	NUT, w/RETAINER	8	-	-	55-56	55-56	4	1494 783
	C71, C72, C73	8	-	-	-	56	1	6006 126
	NUT, Radiator Core Clinch.	8	-	-	56	-	1	327 072
	Fan Shroud Bracket, w/Air Conditioning . . .	6-8	57	57	57	57	4	6010 006
7-08-18	SPRING, Fan Shroud, C70, C72, C73	8	57-58	57-58	57-58	57-58	4	6010 006
		8	-	-	-	56	1	1142 258
7-11-0 RADIATOR CORE								
7-11-3	CORE, P26 w/and w/o PowerLite Trans.	6	55-56	55-56	-	-	1	1599 251
	High Capacity	6	-	57-58	-	-	1	1686 213
	Std.	6	57-58	57-58	-	-	1	1686 206
	High Capacity	6	58	-	-	-	1	1754 362
	w/o Air Conditioning, UP TO	8	55 (1)	-	-	-	1	1599 254
	w/o Air Conditioning, AFTER	8	55 (1)	55	-	-	1	1599 263
	w/Air Conditioning, w/Power Package	8	55	55-56	-	-	1	1599 972
	Std., P29 w/and w/o Air Conditioning	8	56	56	-	-	1	1656 450
	D63-2, D63-3, w/Air Conditioning, High Capacity	8	56	56	-	-	1	1656 452
	w/o Air Conditioning	8	57-58	-	-	-	1	1686 201
	w/Air Conditioning	8	57	-	-	-	1	*1686 199
	w/Auto. Trans.	8	58	-	-	-	1	E1832 353
	w/Air Conditioning, UP TO Eng. No. LP2- 98023	8	58	-	-	-	1	*1686 199
	w/Air Conditioning, AFTER Eng. No. LP2- 98023	8	58	-	-	-	1	E1832 496
	w/Air Conditioning, Fury, LD-D500	8	58	58	-	-	1	E1903 165
	w/o Air Conditioning, S27	8	-	57-58	57	-	1	*1686 202
	w/Air Conditioning, S27	8	-	57	57	-	1	1686 950
	w/Air Conditioning, S21, S24, C68, C69, C70, C72, C73	8	-	-	55-56	55-56	1	1599 992
	w/Air Conditioning, S22, S23, C67	8	-	-	55	55	1	1541 641
	w/o Air Conditioning, S22, S23, C67, C71 . . .	8	-	-	55-56	55-56	1	1599 274
	w/o Air Conditioning, S21, C68, C69, C70, C72, C73	8	-	-	55-56	55-56	1	1541 641
	w/Air Conditioning, S22, S23, C67, C71	8	-	-	55-56	55-56	1	1541 641
	w/and w/o Air Conditioning, S25, S26.	8	-	-	57	-	1	1624 970
	w/and w/o Air Conditioning, C75	8	-	-	-	57	1	1686 504
	w/and w/o Air Conditioning, use with Torque Converter Cooler, C75-2, C76, IM	8	-	-	-	57	1	1686 456
	w/o Air Conditioning, LD2 UP TO Eng. No. L325-43951	8	-	58	-	-	1	*1686 202
	w/o Air Conditioning, LD2 AFTER Eng. No. L325-43951	8	-	58	-	-	1	E1832 352
	w/Air Conditioning, LD2 UP TO Eng. No. L325-43951	8	-	58	-	-	1	*1754 450
	w/Air Conditioning, LD2 AFTER Eng. No. L325-43951	8	-	58	-	-	1	E1832 496
	Std., Fury, LD3, LD-500, LS1	8	58	58	58	58	1	1754 452
	High Capacity, LP2, LD3, LD-500, LS1	8	58	58	58	-	1	1754 454
	w/Air Conditioning, LD3, LS1, LC1	8	-	58	58	58	1	*1754 461
	Std., LS2, LS3	8	-	-	58	-	1	1754 751
	High Capacity, LS2, LS3	8	-	-	58	-	1	1754 880

NOTE 1: P27 engine No. 60201.

CODE	PART NAME AND DESCRIPTION	NO. OF CYL.	PLYMOUTH	DODGE	DESOTO	CHRYSLER AND IMPERIAL	PER CAR	PART NUMBER
	w/Air Conditioning, LS2, LS3	8	-	-	58	-	1	1754 752
	High Capacity, LC1	8	-	-	-	58	1	1754 994
	w/o Air Conditioning, LC2	8	-	-	-	58	1	1754 872
	w/Air Conditioning, LC2	8	-	-	-	58	1	1754 876
	w/o Air Conditioning, LC3-H, LY1	8	-	-	-	58	1	1754 873
	w/Air Conditioning, LC3-H, LY1, High Capacity	8	-	-	-	58	1	1754 875
7-11-4	STUD, Radiator Core to Yoke, C71, C72	8	-	-	56-57	56-57	2	897 230
		8	-	-	58	58	2	1641 903
7-11-20	BRACKET, Fan Shroud	8	-	55-56	55-56	55-56	1	1624 385
	Right	8	-	-	57	57	1	1686 451
	Left	8	-	-	57	57	1	1686 453
7-11-41	STUD, Radiator Core Upper	8	-	-	55	55	2	897 230
7-11-49	SEAL, Hood Lock Support (specify 4 ft. of 1242 974) (sold by the foot) IM	8	-	-	-	57	★	---- --
7-12-0 RADIATOR FILLER CAP								
7-12-1	CAP, 7 Pound Pressure, D63-1	6-8	55-56	55-56	55-56	55-56	1	1373 136
	14 Pound Pressure	6-8	55-56	55	55-56	55-56	1	1541 605
	14 Pound Pressure, P29 Fury, D63-1							
	w/Power Package, D63-2, D63-3	6-8	56-58	56-58	58	58	1	1541 812
	w/Air Conditioning, 15 Pound Pressure	8	57-58	57-58	57-58	57-58	1	1686 107
7-13-0 RADIATOR DRAIN COCK								
7-13-2	DRAIN COCK, P30, S27, C75, C76	6-8	55-57	55-57	55-57	55-57	1	907 782
		8	57	-	-	-	1	1686 198
	S25, S26, IM	8	-	-	57	57	1	103 647
7-14-0 RADIATOR HOSE								
Note: For HEATER HOSE in 50 ft. lengths, see Part Type Code 1-48-555.								
7-14-4	HOSE, Inlet	6	55-56	55-56	-	-	1	1616 352
		6	57-58	57-58	-	-	1	1738 355
	w/o Air Conditioning	8	55	-	-	-	1	1616 355
	w/o Air Conditioning	8	56 (2)	-	-	-	1	1671 195
	w/o Air Conditioning	8	56 (1)	-	-	-	1	1670 366
	w/o Air Conditioning	8	57-58	-	-	-	1	1738 364
	w/Air Conditioning, Fury	8	57-58	-	-	-	1	1827 685
	w/Air Conditioning, Heavy Duty	8	57-58	-	-	-	1	1735 032
	w/o Air Conditioning	8	-	56	-	-	1	1639 772
	w/o Air Conditioning, LD2, S27	8	-	57-58	57	-	1	1738 353
	w/Air Conditioning, LD2, S27, Heavy Duty	8	-	57-58	57	-	1	1735 762
	w/o Air Conditioning	8	-	-	55-56	-	1	1615 833
	w/and w/o Air Conditioning	8	-	-	57	-	1	1736 082
	w/o Air Conditioning	8	-	-	-	55-56	1	1615 493
	w/o Air Conditioning	8	-	-	-	57-58	1	1730 919
	w/Air Conditioning, Long	8	-	-	-	57-58	1	1730 920
	w/Air Conditioning, Short, LC2	8	-	-	-	58	1	* 734 737
	w/Air Conditioning, S25, S26	8	-	-	57	-	1	1851 258
	w/Air Conditioning	8	55	55	-	-	1	1618 917
	w/Air Conditioning	8	57	-	-	-	1	1738 364
	w/Air Conditioning, Long	8	-	-	55	-	1	1616 221
	w/Air Conditioning	8	-	-	56	-	1	1671 078
	w/Air Conditioning, Heavy Duty	8	-	57	57	-	1	1735 762
	w/Air Conditioning	8	-	-	-	55-56	1	1637 669
	LP2 Fury, w/350 cu.in. Eng., w/Fuel Injection	8	58	58	-	-	1	1827 644
	D-500, LS1, LS2, LS3	8	-	58	58	-	1	1827 643
	LC1	8	-	-	-	58	1	1851 663
	w/Air Conditioning, LS1	8	58	58	58	-	1	*1828 149
	w/Air Conditioning, LS2, LS3	8	-	-	58	-	1	1852 054
	w/Air Conditioning, Fury, Adventurer	8	58	-	58	-	1	E1855 619

NOTE 1: From Eng. No. P29-1001 to P29-40000 and P29-80001 thru P29-250000 and AFTER P29-274101.

NOTE 2: From Eng. No. P29-41001 to P29-80000 and P29-250001 thru P29-274009.

★ Indicates use as required.

Numerals in parentheses () refer to notes.

Printed in U.S.A.

⊠ Indicates parts not listed in any previous parts book.

Prices and specifications subject to change without notice.

* Indicates change or addition.

1955-58 PASSENGER CAR PARTS LIST

COOLING

CODE	PART NAME AND DESCRIPTION	NO. OF CYL.	PLYMOUTH	DODGE	DESOTO	CHRYSLER AND IMPERIAL	PER CAR	PART NUMBER
7-14-5	HOSE, Outlet	6	55-56	55-56	-	-	1	1616 806
		8	55	55	-	-	1	1616 812
		8	56 (1)	-	-	-	1	1670 504
		8	56 (2)	-	-	-	1	1671 785
		8	57-58	57-58	-	-	1	1738 370
		8	-	56	-	-	1	1639 773
		8	57-58	-	-	-	1	1738 365
	LD2, S27	8	-	57-58	57	-	1	1738 357
	S25, S26	8	-	-	57	-	1	1736 083
	Except LC1	8	-	-	-	57-58	1	*1730 915
	S23	8	-	-	55-56	-	1	1616 238
	w/Torque Converter, S21, S24	8	-	-	55-56	-	1	1616 244
	C67, C71	8	-	-	-	55-56	1	1616 229
	C68, C69, C70, C72, C73 All, C71 w/Power Package	8	-	-	-	55-56	1	1558 435
w/Air Conditioning	8	-	-	-	56	1	1670 490	
Fury w/350 cu.in. Eng., LD3, LD-500, LS1, LS2, LS3	8	58	58	58	-	1	1827 718	
LC1	8	-	-	-	58	1	1828 161	
7-14-9	HOSE, Water Pump By-Pass except S24 Adventurer	8	-	-	55-56	-	1	1328 843
		8	56 (1)	-	-	-	1	1618 669
	Except Fury	8	57-58	-	-	58	1	1730 366
	Fury	8	57-58	-	-	-	1	1827 686
	S24 Adventurer	8	-	-	56	-	1	1732 556
	Except S26 Adventurer	8	-	-	57	-	1	1730 564
	S26 Adventurer	8	-	-	57	-	1	1825 925
		8	-	-	-	57-58	1	1734 973
7-14-10	PACKAGE, Radiator Hose Clamp, Large (consists of 50 clamps)	6-8	55-56	55-56	55-56	55-56	★	1450 500
	PACKAGE, Radiator Hose Clamp, Small (consists of 50 clamps)	6-8	55-56	55-56	55-56	55-56	★	1450 499
7-14-13	CLAMP, Inlet Hose	8	56-57	56-57	57	55-57	4	870 469
	Outlet Hose	6	55-57	55-57	57	57	2	105 479
7-14-14	COIL, Outlet Hose Reinforcement, S21, S24, C71	8	-	-	55-56	56	1	E1793 955
7-14-15	STRAP, Inlet Hose, w/Air Conditioning	8	-	-	55	-	1	1635 843
7-14-16	CLAMP, Water Pump By-Pass Hose	8	56-57 (1)	57	55-57	57-58	2	870 469
7-14-18	CONNECTOR, Inlet Hose, w/Air Conditioning	8	57	57	57-58	57-58	1	1730 921
7-14-24	TUBE, Radiator Inlet, w/Air Conditioning	8	-	-	55	-	1	1616 220
7-16-0 RADIATOR GRILLE								
7-16-10	BUMPER, Grille Panel to Hood Panel	8	-	-	56	56	2	1599 325
	Cross Bar	6-8	57	57	57	57	2	1599 325
7-16-11	GRILLE, Right	6-8	57	-	-	-	1	1624 702
	Left	6-8	57	-	-	-	1	1624 703
	Right, P31 Fury	8	57	-	-	-	1	1754 122
	Left	8	57	-	-	-	1	1754 123
	S24 Adventurer	8	-	-	56	-	1	1686 157
		8	-	-	56	-	1	1624 277
	Right, C69, C70, C68-300, C72-300, C73	8	-	-	-	55-56	1	1541 501
	Left, C69, C70, C68-300, C72-300, C73	8	-	-	-	55-56	1	1541 502
	Outer, Right, C75, C76	8	-	-	-	57	1	1624 666
	Left, C75, C76	8	-	-	-	57	1	1624 667
Center	8	-	-	-	57	1	1624 660	
w/2 Way Head Lamp, IM	8	-	-	-	57	1	1624 504	
w/4 Way Head Lamp, IM	8	-	-	-	57	1	1686 404	
SCREEN, Grille	8	-	-	57	-	1	1730 333	
INSERT, Grille Center Bar, except P29 Fury	6-8	56	-	-	-	1	1655 351	
P29 Fury	8	55-56 (3)	-	-	-	1	1706 513	

NOTE 1: From Eng. No. P29-1001 to P29-40000 and P29-80001 thru P29-250000 and AFTER P29-274101.

NOTE 2: From Eng. No. P29-41001 to P29-80000 and P29-250001 thru P29-274009.

NOTE 3: To be used w/1655 272 Center Grille Bar.

★ Indicates use as required.

Numerals in parentheses () refer to notes.

Printed in U.S.A.

⊠ Indicates parts not listed in any previous parts book.

Prices and specifications subject to change without notice.

Nov. 10, 1958 Supersedes Feb. 14, 1958.

* Indicates change or addition.

CODE	PART NAME AND DESCRIPTION	NO. OF CYL.	PLYMOUTH	DODGE	DESOTO	CHRYSLER AND IMPERIAL	PER CAR	PART NUMBER
	INSERT, Right, C72	8	-	-	-	56	1	1624 106
	Left, C72	8	-	-	-	56	1	1624 107
	INSERT, includes Frame Extension, C76-300.	8	-	-	-	57	1	1624 630
	Right	6-8	58	-	-	-	1	1754 420
	Left	6-8	58	-	-	-	1	1754 421
	Fury, Right	8	58	-	-	-	1	1754 440
	Left	8	58	-	-	-	1	1754 441
		8	-	58	-	-	1	1754 560
	LC1	8	-	-	-	58	1	1754 904
	Outer, Right LC2, LC3	8	-	-	-	58	1	1754 802
	Outer, Left LC2, LC3	8	-	-	-	58	1	1754 803
	Center, LC2, LC3	8	-	-	-	58	1	1754 804
	LY1, Right	8	-	-	-	58	1	1832 356
	Left	8	-	-	-	58	1	1832 357
	Insert, LC-300	8	-	-	-	58	1	1624 630
	SCREEN, Right	8	-	-	58	-	1	1820 768
	Left	8	-	-	58	-	1	1820 769
	SCREEN, Bumper Grille Bar, Right,							
	Adventurer	8	-	-	58	-	1	E1856 180
	Left, Adventurer	8	-	-	58	-	1	E1856 181
7-16-12	STUD, Grille Cap, D55-3	8	-	55	-	-	12	*6010 020
	Vertical Bar, C67	8	-	-	-	55	6	*6010 020
	Grille Bar Cap	6-8	-	56	-	-	12	*6010 020
	SCREW, Grille Bar	6-8	56	-	-	-	★	*6010 016
	STUD, Outer Bar, w/CLIP	6-8	56	-	-	-	4	6006 130
	Grille Bar Support to Grille	8	57	-	-	-	2	1730 281
	Insert, C76-300	8	-	-	-	57	14	*6010 020
	Grille Insert to Front Fender, C76-300	8	-	-	-	57	14	6000 139
	SCREW, Outer Grille to Front Fender	8	57	-	-	-	2	6000 139
	IM	8	-	-	57	57	4	1730 281
	Grille Frame Insert, C76-300	8	-	-	-	57	14	*6010 020
	Yoke to Condenser Bracket, w/CLIP, w/Air Conditioning	8	-	55-56	55-56	55-56	6	3006 130
	Nut, Grille Panel Upper Moulding Clip	6-8	-	56	-	-	6	151 497
	STUD, Radiator Grille Outer Bar, w/CLIP	6-8	55	-	-	-	2	6006 130
	CLIP, Front Bumper Screen Push On	8	-	-	58	-	16	E6012 051
7-16-13	SCREW, Grille to Air Shield	6-8	58	-	-	-	2	1832 259
7-16-19	SPACER, Grille Panel to Extension C76-300							
	LC3, LC-300	8	-	-	-	58	14	6010 136
	Grille Bar Extension No. 2 and 4, LY1	8	-	-	-	58	4	6010 168
	No. 1, 3 and 5 LY1	8	-	-	-	58	6	6010 167
	No. 6, LY1	8	-	-	-	58	2	6010 167
7-16-22	BRACE, Stone Deflector, Right	6-8	-	55	-	-	1	1599 883
	Left	6-8	-	55	-	-	1	1599 884
	Center, C71, C72	8	-	-	-	56	1	1624 108
	Intermediate, C71	8	-	-	-	56	2	1686 035
	Outer, C71	8	-	-	-	56	2	1686 036
	Stone Deflector	6-8	-	56	-	-	2	1680 911
	Grille Bar to Head Lamp, Right	6-8	-	58	-	-	1	1754 584
	Left	6-8	-	58	-	-	1	1754 585
	Grille Panel to Grille, LC1	8	-	-	-	58	2	1754 934
	Grille Center, LC1	8	-	-	-	58	1	1754 931
	Grille Center Lower, LC3	8	-	-	-	58	1	E1754 832
	Grille to Side Shield, LC2, LC3	8	-	-	-	58	2	1754 827
7-16-25	BRACKET, Grille Bar Support, Right, C76-300.	8	-	-	-	57	1	1686 676
	Left	8	-	-	-	57	1	1686 677
	Frame Grille Bar Support, Right, S27	8	-	-	57	-	1	1730 684
	Left, S27	8	-	-	57	-	1	1730 685
	Grille Panel to Fender Extension, Right, C76-300, LC-300	8	-	-	-	57-58	1	1686 676
	Left, C76-300, LC-300	8	-	-	-	57-58	1	1686 677
	Grille Bar Support Right, LS1, LC1	8	-	-	58	58	1	1730 684
	Left, LS1, LC1	8	-	-	58	58	1	1730 685
	Grille to Cross Bar, Right, LC2, LC3	8	-	-	-	58	1	1754 840
	Left	8	-	-	-	58	1	1754 841

★ Indicates use as required.

Numerals in parentheses () refer to notes.

Printed in U.S.A.

E Indicates parts not listed in any previous parts book.

Prices and specifications subject to change without notice.

* Indicates change or addition.

1955-58 PASSENGER CAR PARTS LIST

COOLING

CODE	PART NAME AND DESCRIPTION	NO. OF CYL.	PLYMOUTH	DODGE	DESOTO	CHRYSLER AND IMPERIAL	PER CAR	PART NUMBER
7-16-28	Grille to Fender Extension, Right, LS1, LC-300	8	-	-	-	58	1	1686 676
	Left, LS1, LC-300	8	-	-	-	58	1	1686 677
7-16-29	SCREW, w/WASHER, Radiator Grille Center Bar Support	6-8	56	-	-	-	2	180 018
	BOLT, Grille Bar	8	-	55-58	55-56	55-56	2	*1551 766
7-16-29	SUPPORT, Center Bar to Yoke, Right	6-8	55-56	-	-	-	1	1599 246
	Left	6-8	55-56	-	-	-	1	1599 247
7-16-29	Outer Grille Bar, Right	6-8	-	57	-	-	1	1730 330
	Left	6-8	-	57	-	-	1	1730 331
7-16-29	Inner Grille Bar, Right	6-8	-	57	-	-	1	1730 322
	Left	6-8	-	57	-	-	1	1730 323
7-16-29	SUPPORT, Right, S25, S26	8	-	-	57	-	1	1674 936
	Left, S25, S26	8	-	-	57	-	1	1674 937
7-16-29	Support, Right, S27	8	-	-	57	-	1	1735 652
	Left, S27	8	-	-	57	-	1	1735 653
7-16-29	Right, LS1	8	-	-	58	-	1	⊠1735 654
	Left, LS1	8	-	-	58	-	1	⊠1735 655
7-16-29	Right, S25, S26, LS2, LS3	8	-	-	57-58	-	1	1730 294
	Left, S25, S26, LS2, LS3	8	-	-	57-58	-	1	1730 295
7-16-29	Outer, Right, C76-300, LC-300	8	-	-	-	57-58	1	1737 366
	Left, C76-300, LC-300	8	-	-	-	57-58	1	1737 367
7-16-29	Lower Grille Bar, C67	8	-	-	-	55	1	1541 801
	Inner Right, C75, C76, LC-300	8	-	-	-	57-58	1	1735 740
7-16-29	Left, C75, C76, LC-300	8	-	-	-	57-58	1	1735 741
	Outer Right, C75, C76	8	-	-	-	57	1	1735 738
7-16-29	Left, C75, C76	8	-	-	-	57	1	1735 739
	Right, LC2, LC3	8	-	-	-	58	1	1820 094
7-16-29	Left, LC2, LC3	8	-	-	-	58	1	1820 095
	Right, LC1	8	-	-	-	58	1	1820 088
7-16-29	Left, LC1	8	-	-	-	58	1	1820 089
	BRACKET, Right, LC2, LC3	8	-	-	-	58	1	1730 684
7-16-32	Left, LC2, LC3	8	-	-	-	58	1	1730 685
	SEAL, Grille Bar Support Hole, except LS1	6-8	-	57	-	-	2	1730 324
7-16-32		8	-	-	57-58	-	2	1734 405
	NUT, Outer Bar to Fender	6-8	55-56	-	-	-	4	1544 368
7-16-33	Grille Center Bar	6-8	55-56	-	-	-	2	6010 006
	Grille Panel to Front Fender	8	-	-	56	56	★	6010 006
7-16-33	Grille Panel, Lower	6	57	-	-	-	15	6010 098
	Deflector to Grille Panel	6-8	-	-	-	57	2	6006 028
7-16-33	Grille Lower, Outer, C76-300	6-8	57	-	-	57	2	6010 006
	Grille Lower Outer Bracket	8	-	-	-	57-58	2	120 375
7-16-33	Lower Outer Grille Bracket	6-8	58	-	-	-	2	6010 006
		8	-	-	-	58	8	6010 053
7-16-33	Grille Panel to Stone Deflector	6-8	57	-	-	-	2	120 375
	Grille Panel to Bumper, IM	6-8	58	-	-	58	12	6013 000
7-16-35	Grille Outer Bracket	6-8	57-58	-	-	57-58	2	*120 375
	Grille Panel to Stone Deflector	6-8	57-58	-	-	58	2	6006 028
7-16-35	BRACKET, Grille Panel to Brace, C76-300, LC-300	8	-	-	-	57-58	1	1624 625
7-16-36	MOULDING, Grille, Center	6-8	-	55	-	-	1	1599 208
	Outer Right	6-8	-	55	-	-	1	1599 234
7-16-36	Left	6-8	-	55	-	-	1	1599 235
	Grille Panel, Upper	6-8	-	56	-	-	1	1646 447
7-16-36	Grille, Right	6-8	-	57	-	-	1	1624 848
	Left	6-8	-	57	-	-	1	1624 849
7-16-36	S27	8	-	-	57	-	1	1686 756
	Grille Panel, Right	8	-	-	55-56	-	1	1599 279
7-16-36	Left	8	-	-	55-56	-	1	1599 280
	Upper Right	8	-	-	56	-	1	1624 275
7-16-36	Left	8	-	-	56	-	1	1624 276
	Lower Right	8	-	-	56	-	1	1624 273
7-16-36	Left	8	-	-	56	-	1	1624 274
	Outer Corner	8	-	-	56	-	2	1624 212
7-16-36	Lower Center, Right, C68, C69, C70, C73	8	-	-	-	55-56	1	1541 663
	Left, C68, C69, C70, C73	8	-	-	-	55-56	1	1541 664

★ Indicates use as required.

Numerals in parentheses () refer to notes.

Printed in U.S.A.

⊠ Indicates parts not listed in any previous parts book.

Prices and specifications subject to change without notice.

Nov. 10, 1958 Supersedes Feb. 14, 1958.

* Indicates change or addition.

CODE	PART NAME AND DESCRIPTION	NO. OF CYL.	PLYMOUTH	DODGE	DESOTO	CHRYSLER AND IMPERIAL	PER CAR	PART NUMBER
	Lower Right, C71	8	-	-	-	56	1	1624 150
	Left, C71	8	-	-	-	56	1	1624 151
	Lower Right, C72	8	-	-	-	56	1	1624 174
	Left, C72	8	-	-	-	56	1	1624 175
	Insert Grille Frame, Right, C67, C68	8	-	-	-	55	1	1599 395
	Left	8	-	-	-	55	1	1599 396
	Grille Panel No. 1, LP1-H, LP2-H	6-8	58	-	-	-	1	1754 425
	No. 2	6-8	58	-	-	-	1	1754 426
	No. 3	6-8	58	-	-	-	1	1754 427
	No. 4	6-8	58	-	-	-	1	1754 428
	No. 5	6-8	58	-	-	-	1	1754 429
	Fury, No. 1	8	58	-	-	-	1	1755 090
	No. 2	8	58	-	-	-	1	1755 091
	No. 3	8	58	-	-	-	1	1755 092
	No. 4	8	58	-	-	-	1	1755 093
	No. 5	8	58	-	-	-	1	1755 094
	Right	6-8	-	58	-	-	1	1754 534
	Left	6-8	-	58	-	-	1	1754 535
	Grille Panel, LD3 Regal Lancer	8	-	58	-	-	1	*1686 756
	Outer Right, LC1	8	-	-	-	58	1	1754 964
	Left	8	-	-	-	58	1	1754 965
	Center, LS1, LC1	8	-	-	58	58	1	1686 756
	Lower, LY1	8	-	-	-	58	1	1755 004
	Frame, LC-300	8	-	-	-	58	1	1686 602
	Frame Grille, Complete, Right, C67, C68	8	-	-	-	55	1	1599 397
	Left	8	-	-	-	55	1	1599 398
	Frame, C71, C72	8	-	-	-	56	1	1624 105
	Grille Panel, C68	8	-	-	-	55	1	1599 787
	Grille Panel, C68-300, C72-300	8	-	-	-	55-56	1	1624 389
	Frame Extension, Right, C67, C68	8	-	-	-	55	1	1599 375
	Left	8	-	-	-	55	1	1599 376
	Left, C71 UP TO	8	-	-	-	56 (2)	1	1624 172
	Right, C71	8	-	-	-	56	1	1686 111
	Left, C71 AFTER	8	-	-	-	56 (2)	1	1686 112
	Lower Outer, Right, C69, C70, C73	8	-	-	-	55-56	1	1599 291
	Left, C69, C70, C73	8	-	-	-	55-56	1	1599 292
	Lower Right, for Two Tone Paint, C71	8	-	-	-	56	1	1624 174
	Lower Left, for Two Tone Paint, C71	8	-	-	-	56	1	1624 175
7-16-37	Grille Frame, C76-300	8	-	-	-	57	1	1686 602
	CLIP, Outer Moulding, UP TO	6-8	-	55 (1)	-	-	6	1243 413
	Grille Moulding	6-8	-	56	-	-	8	1657 064
	Outer Moulding, AFTER	6-8	-	55 (1)	-	-	2	1624 407
		6-8	-	57-58	-	-	2	*6010 041
		8	-	-	56	-	★	1624 272
	Grille Panel Moulding, LP1-H, LP2-H	6-8	58	-	-	-	20	6010 000
		6-8	-	58	-	-	2	6010 041
	Grille Panel Moulding, Fury	8	58	-	-	-	20	E6010 182
	Lower Moulding, LY1	8	-	-	-	58	2	6010 044
	Lower Moulding Center, LY1	8	-	-	-	58	1	6010 045
	Lower Moulding Center, LY1	8	-	-	-	58	1	6010 153
	Grille Panel Moulding, C72, C72-300	8	-	-	-	56	8	*6010 029
7-16-38	NUT, Radiator Grille Moulding, LD3 Regal Lancer	8	-	58	-	-	5	E6006 037
7-16-41	STUD, Lower Outer Moulding	8	-	-	55-56	-	4	1244 141
	Grille Panel Plate, C67, C68	8	-	-	55	55	★	1244 141
	Medallion, C67	8	-	-	-	55	5	*6010 020
	Panel, C68	8	-	-	-	55	2	*6010 020
	Panel, C67, C68	8	-	-	-	55	14	*6010 043

NOTE 1: DETROIT LOS ANGELES
 D55 Serial No. 34911958 42524162
 D56 Serial No. 32218960 48016218

NOTE 2: C71 Serial No. 2656-23501. Det. Blt., W566-4435 L. A. Blt.

★ Indicates use as required.

□ Indicates parts not listed in any previous parts book.

* Indicates change or addition.

Numerals in parentheses () refer to notes.

1955-58 PASSENGER CAR PARTS LIST

COOLING

CODE	PART NAME AND DESCRIPTION	NO. OF CYL.	PLYMOUTH	DODGE	DESOTO	CHRYSLER AND IMPERIAL	PER CAR	PART NUMBER
7-16-43	WASHER, Upper Panel Moulding	6-8	-	56	-	-	2	1309 019
7-16-44	CAP, Grille Bar, Right, D55-3	8	-	55	-	-	3	1599 519
	Left, D55-3	8	-	55	-	-	3	1599 520
	Right	8	-	56	-	-	3	1655 344
	Left	8	-	56	-	-	3	1655 345
	Center	6-8	-	57	-	-	1	1686 357
	CAP, Grille Panel Center Moulding	6-8	-	58	-	-	1	1754 536
7-16-45	BRACKET, Grille Lower Moulding, LY1	8	-	-	-	58	2	1755 055
7-16-46	REINFORCEMENT, Grille Horizontal	8	-	-	55	-	1	1541 618
	Grille to Bumper Guard, Upper	8	-	-	56	-	1	1624 289
	Center	8	-	-	56	-	1	1624 295
	Corner	8	-	-	56	-	2	1624 293
7-16-47	BAR, Grille, Center	6-8	55-56 (1)	-	-	-	1	*1655 272
	Outer Right	6-8	55-56	-	-	-	1	*1599 317
	Outer Left	6-8	55-56	-	-	-	1	*1599 318
	Right	6-8	-	55-56	-	-	1	1599 085
	Left	6-8	-	55-56	-	-	1	1599 086
	Front Bumper	6-8	-	57	-	-	1	1674 924
	Horizontal, Right	8	-	-	55	-	1	1541 561
	Left	8	-	-	55	-	1	1541 562
	Vertical, Outer Right	8	-	-	55	-	3	1541 569
	Left	8	-	-	55	-	3	1541 570
	Vertical, Center	8	-	-	55	-	1	1541 564
	Bar	8	-	-	57	-	1	1639 504
	Lower, C67.	8	-	-	-	55	1	1599 110
	Upper, C71.	8	-	-	-	56	1	1624 166
	Intermediate, C71	8	-	-	-	56	1	1624 168
	Lower, C71.	8	-	-	-	56	1	1624 170
	C75, C76, C76-300, LC-300	8	-	-	-	57-58	1	1676 500
	Center, IM	8	-	-	-	57	1	1676 512
	Outer Right, IM	8	-	-	-	57	1	1676 510
	Left, IM	8	-	-	-	57	1	1676 511
	Right	6-8	-	58	-	-	1	1754 558
	Left	6-8	-	58	-	-	1	1754 559
	LS1, LS2, LS3	8	-	-	58	-	1	1820 069
	LC1, LC2, LC3	8	-	-	-	58	1	1820 057
	BAR, Radiator Grille LY1, No. 1.	8	-	-	-	58	1	1832 359
	No. 2, Right	8	-	-	-	58	1	1832 360
	No. 2, Left	8	-	-	-	58	1	1832 361
	No. 3, Right and Left	8	-	-	-	58	1	*1832 362
	No. 4	8	-	-	-	58	1	1832 365
	No. 5, Right	8	-	-	-	58	1	1832 366
	No. 5, Left	8	-	-	-	58	1	1832 367
	No. 6, Right	8	-	-	-	58	1	1832 368
	No. 6, Left	8	-	-	-	58	1	1832 369
7-16-48	NUT, Grille Bar Clinch	6-8	-	55-56	-	-	2	327 072
	Grille to Head Lamp Reinforcement	8	-	-	-	56	2	6010 006
	Grille Bar	8	-	-	57	-	★	1674 932
	Grille Panel	8	-	-	-	57	★	6010 134
	J/NUT, LC-300	8	-	-	-	57-58	7	*1730 300
	Grille Bar Closure, IM	8	-	-	-	57	2	1674 932
	Radiator Grille	8	-	-	-	57	★	6010 134
	Bumper Bar to Closure	8	-	-	-	57	4	6013 000
	NUT, Grille Frame Insert, LC-300	8	-	-	-	58	8	6010 134
7-16-49	STABILIZER, Bumper Support to Closure LC1	8	-	-	58	58	2	*1737 388

NOTE 1: When Part 1655 272 is used for P26, P27, also specify Part No. 1655 351 Screen.

★ Indicates use as required.

Numerals in parentheses () refer to notes.

Printed in U.S.A.

☐ Indicates parts not listed in any previous parts book.
Nov. 10, 1958 Supersedes Feb. 14, 1958.

Prices and specifications subject to change without notice.
* Indicates change or addition.

CODE	PART NAME AND DESCRIPTION	NO. OF CYL.	PLYMOUTH	DODGE	DESOTO	CHRYSLER AND IMPERIAL	PER CAR	PART NUMBER
7-16-50	WASHER, Grille Bar to Frame Bolt. LC-300	8	-	-	-	58	4	1616 746
7-16-52	BAR, Front Bumper Grille Tie	8	-	-	58	-	1	1820 068
7-16-56	EXTENSION, Grille Bar, Right	6-8	55	-	-	-	1	1624 066
	Left	6-8	55	-	-	-	1	1624 067
	Right	6-8	57-58	-	-	-	1	*1754 354
	Left	6-8	57-58	-	-	-	1	*1754 355
	Right, LC1, LC2, LC3	8	-	-	-	58	1	1820 058
	Left	8	-	-	-	58	1	1820 059
	Upper LY1	8	-	-	-	58	2	1832 370
	Lower LY1	8	-	-	-	58	4	1832 371
7-16-57	BOLT, Grille Bar	6-8	-	57	-	-	2	1734 406
	BOLT, Grille Bar Support	8	-	-	-	58	4	6012 001
	Grille Bar Extension, LY1	8	-	-	-	58	2	6010 171
7-16-58	CLIP, Outer Bar Extension, C76-300	6-8	55	-	-	57	★	6010 132
7-16-61	"D", Grille Panel Letter	8	-	-	55-56	-	1	1599 001
	"E"	8	-	-	55-56	-	1	1599 002
	"S"	8	-	-	55-56	-	1	1599 003
	"O"	8	-	-	55-56	-	2	1599 004
	"T"	8	-	-	55-56	-	1	1599 005
	"C", C68-300, C72-300	8	-	-	-	55-56	1	1624 391
	"H"	8	-	-	-	55-56	1	1624 392
	"R"	8	-	-	-	55-56	2	1624 393
	"Y"	8	-	-	-	55-56	1	1624 394
	"S"	8	-	-	-	55-56	1	1624 395
	"L"	8	-	-	-	55-56	1	1624 396
	"E"	8	-	-	-	55-56	1	1624 397
	"C", C72	8	-	-	-	56	1	1624 409
	"H"	8	-	-	-	56	1	1624 410
	"R"	8	-	-	-	56	2	1624 411
	"Y"	8	-	-	-	56	1	1624 412
	"S"	8	-	-	-	56	1	1624 413
	"L"	8	-	-	-	56	1	1624 414
	"E"	8	-	-	-	56	1	1624 415
7-16-62	CLIP, Letter Attaching	8	-	-	55-56	-	6	E6006 166
	NUT, Grille Panel Letter, C72	8	-	-	-	56	8	1624 316
	CLIP, Name Letter, C72-300	8	-	-	-	56	16	*6006 013
7-16-63	PANEL, Grille	6-8	57	-	-	-	1	1754 196
	Outer, w/EXTENSION, Right	6-8	-	55	-	-	1	1624 081
	Left	6-8	-	55	-	-	1	1624 082
	Center	6-8	-	55	-	-	1	1599 090
	Center, w/Radiator CROSS BAR	6-8	-	56	-	-	1	1695 920
	S21, S22	8	-	-	55	-	1	*1624 229
		8	-	-	56	-	1	1624 229
	S27	8	-	-	57	-	1	1686 721
	C67	8	-	-	-	55	1	1541 942
	C68	8	-	-	-	55	1	1541 660
	C68-300, C72-300	8	-	-	-	55-56	1	1624 370
	C69, C70, C73	8	-	-	-	55-56	1	1624 498
	C71	8	-	-	-	56	1	1624 115
	C72	8	-	-	-	56	1	1624 425
	Right	6-8	57	-	-	-	1	*1754 354
	Left	6-8	57	-	-	-	1	*1754 355
		6-8	58	-	-	-	1	1754 432
	Includes Cross Bar	6-8	-	58	-	-	1	*1754 527
	Includes Cross Bar	8	-	-	58	-	1	1754 191
	Includes Cross Bar, LC1	8	-	-	-	58	1	1754 925
	C76-300, LC-300	8	-	-	-	57-58	1	*1686 669
7-16-64	LOUVRE, Grille Panel	6-8	57	-	-	-	5	1624 775
7-16-74	J/NUT, Grille Bar to Fender	6-8	-	57	-	-	2	1737 382
7-16-75	WASHER, Grille Bar to Support, C75, C76	6-8	-	57-58	57-58	57-58	2	1137 795
7-16-82	RETAINER, Signal Lamp Frame	6-8	-	58	-	-	2	1754 670

★ Indicates use as required.

☐ Indicates parts not listed in any previous parts book.

* Indicates change or addition.

Numerals in parentheses () refer to notes.

1955-58 PASSENGER CAR PARTS LIST

COOLING

CODE	PART NAME AND DESCRIPTION	NO. OF CYL.	PLYMOUTH	DODGE	DESOTO	CHRYSLER AND IMPERIAL	PER CAR	PART NUMBER
7-16-88	SCREW, Panel to Fender, w/WASHER	6-8	-	55	-	-	4	6000 139
	STUD, Outer Bar to Front Fender, w/CLIP . . .	6-8	55	-	-	-	4	1541 640
	Screw, Reinforcement to Front Fender	8	-	-	55	55	4	180 020
	Head Lamp Reinforcement	8	-	-	56	56	4	929 054
	Center Grille to Side Shield	8	-	-	-	58	4	6010 114
	Grille to Front Head Lamp Bracket	6-8	58	-	-	-	2	6000 139
	Bumper Closure to Stabilizer, LC1, LC2, LC3	8	-	-	-	58	4	6012 002
7-16-89	NUT, Panel Reinforcement	8	-	-	55	55-56	2	6006 126
	Panel Extension	6-8	58	-	-	-	4	6010 048
	Grille Bar to Fender	6-8	58	58	-	-	4	6010 048
7-16-93	EXTENSION, Grille Bar, Right, IM.	8	-	-	-	57	1	1676 516
	Left, IM	8	-	-	-	57	1	1676 517
	Right, C75, C76	8	-	-	-	57	1	1676 502
	Left, C75, C76	8	-	-	-	57	1	1676 503
	C76-300, LC-300, Right	8	-	-	-	57-58	1	1737 408
	Left	8	-	-	-	57-58	1	1737 409
7-16-94	CLOSURE, Grille Bar, C75, C76, except							
	C76-300	8	-	-	-	57	1	*1737 435
	C76-300, LC-300	8	-	-	-	57-58	1	1737 407
	Right, IM.	8	-	-	-	57	1	1676 514
	Left, IM	8	-	-	-	57	1	1676 515
	CLOSURE, Grille Bar Screen	8	-	-	58	-	1	1820 732
	CLOSURE, Grille Bar Screen, Adventurer . . .	8	-	-	58	-	1	E1856 182
7-16-95	UNIT, Grille Panel Air Scoop	8	-	-	55-56	-	1	1541 837
7-16-97	STUD, Air Scoop Unit	6-8	-	55	55-56	55-56	5	6010 020
7-16-98	SPACER, Unit to Panel	8	-	-	55-56	-	5	1456 926
7-16-100	MEDALLION, Grille Panel Unit	8	-	-	55	-	1	1624 297
	Grille Air Scoop except S24 Adventurer	8	-	-	56	-	1	1624 297
	S24, Adventurer	8	-	-	56	-	1	1686 151
7-16-103	SPACER, Air Scoop Unit Medallion	8	-	-	56	-	2	1541 831
7-16-110	ORNAMENT, "V"	8	-	-	55	-	1	1541 824
7-16-114	SHIM, Front Bumper to Grille Bar	8	-	-	58	-	2	6010 035
7-17-0 RADIATOR GRILLE MEDALLION								
7-17-1	MEDALLION	6-8	-	56	-	-	1	1646 444
		6-8	57	-	-	-	1	1686 216
		6-8	-	57	-	-	1	1624 881
	C68, C72	8	-	-	-	55-56	1	1599 391
	C67	8	-	-	-	55	1	1599 497
	C68-300, C72-300	8	-	-	-	55-56	1	1686 147
	C69, C70, C73	8	-	-	-	55-56	1	*1599 141
	C71	8	-	-	-	56	1	1624 435
	C72	8	-	-	-	56	1	1624 464
	C76-300, LC-300, includes BASE and BRACKET	8	-	-	-	57-58	1	1754 219
	"V" Ornament, except P29 Fury	8	56	-	-	-	1	1647 750
	P29 Fury	8	56	-	-	-	1	1706 514
	"V", except S24, Adventurer	8	-	-	56	-	1	1624 298
	S24 Adventurer	8	-	-	56	-	1	1686 158
	C69, C70	8	-	-	-	55	1	1599 141
	ORNAMENT, C70, C73	8	-	-	-	56	1	1624 420
	ORNAMENT, Grille	6-8	58	-	-	-	1	1754 416
	Fury	8	58	-	-	-	1	1754 465
	"V", except Fury	8	58	-	-	-	1	1754 418
	"V", Fury	8	58	-	-	-	1	1754 491
	MEDALLION, Regal Lancer	8	-	58	-	-	1	*1757 189
	MEDALLION, Spring Special, LD1, LD2	6-8	-	58	-	-	1	E1863 729
	MEDALLION, Spring Special, LD3	8	-	58	-	-	1	E1863 728
	MEDALLION, LC1, LC2, LC3	8	-	-	-	58	1	1754 806

★ Indicates use as required.

Numerals in parentheses () refer to notes.

Printed in U.S.A.

☐ Indicates parts not listed in any previous parts book.
Nov. 10, 1958 Supersedes Feb. 14, 1958.

Prices and specifications subject to change without notice.

* Indicates change or addition.

CODE	PART NAME AND DESCRIPTION	NO. OF CYL.	PLYMOUTH	DODGE	DESOTO	CHRYSLER AND IMPERIAL	PER CAR	PART NUMBER
7-17-2	BASE, Grille Panel Medallion, C68	8	-	-	-	55	1	1599 839
		6-8	-	56	-	-	1	1646 445
		6-8	57	-	-	-	1	1686 974
	ORNAMENT	6-8	-	57	-	-	1	1624 880
	LC1, LC2, LC3	8	-	-	-	58	1	1754 808
7-17-3	PLATE, Ornament Base	6-8	57	-	-	-	1	1624 789
	MEDALLION BASE, For Spring Special	8	-	58	-	-	1	E1863 727
	C71	8	-	-	-	56	1	1624 436
	C72	8	-	-	-	56	1	1624 400
7-17-4	BRACKET, Medallion Base	6-8	-	57	-	-	2	1686 339
	Signal Lamp Frame, Right	6-8	-	58	-	-	1	1832 130
	Left	6-8	-	58	-	-	1	1832 131
7-17-8	CLIP, "V" Ornament, LC1, LC2, LC3	8	-	-	56	58	3	6010 028
7-17-9	CUP WASHER, Ornament, C68-300, C69, C70	8	-	-	-	55	3	969 764
	SPACER, Ornament to Grille, C70, C73	8	-	-	-	56	2	1575 996
	Medallion to Grille Panel, C72-300	8	-	-	-	56	2	969 764
7-17-11	NUT, Radiator Grille Panel Ornament, C73	8	-	-	-	56	2	1624 261
		8	-	57	-	55	2	*6010 039
	Medallion, C76-300	8	-	-	-	57	★	895 143
7-17-15	STUD, Ornament, C68	8	-	-	56	55	★	1244 141
	Medallion Base	6-8	-	56	-	-	3	6010 020
	BOLT, Signal Lamp Bracket	6-8	-	58	-	-	2	1755 088
7-17-16	WASHER, Moulding to Front Fender	6-8	-	55	-	-	2	1309 019
7-17-21	SPACER, Grille Bar Ornament	8	56	-	-	-	2	1682 092
7-26-0 RADIATOR YOKE								
7-26-2	YOKE	6-8	55-56	-	-	-	1	1599 920
		6-8	-	55-56	-	-	1	1599 478
	S27, LS1, LC1	6-8	57-58	57-58	57-58	58	1	1624 717
		8	-	-	55-56	55-56	1	1686 099
	C75, C76, C76-300, LC-300	6-8	-	-	57	57-58	1	1624 618
	IM	8	-	-	-	57	1	1624 519
	LS2, LS3, LC2, LC3	8	-	-	58	58	1	1754 718
	LY1	8	-	-	-	58	1	E1863 522
7-26-3	BRACE, Stone Deflector	6-8	55-56	-	-	-	1	1599 024
		6-8	-	55-56	-	-	1	1599 035
	S27	8	-	57-58	57-58	-	1	1624 864
7-26-4	SHIELD, Radiator to Core	8	55	55	-	-	1	1599 045
7-26-5	BOLT, Yoke to Frame	6-8	55-56	55-56	-	-	2	1435 268
	STUD, Yoke to Frame, S27	6-8	57	57	57	-	1	6010 026
	STUD, Yoke to Side Shield	8	-	-	55-56	55-56	2	1434 810
	Screw, Front Fender Side Shield	6-8	56	-	-	-	★	180 018
	Deflector to Yoke	6-8	57	-	-	-	2	1624 098
	Deflector	6-8	57	-	-	-	★	1347 616
	Yoke to Side Shield, S27	8	-	-	57	-	★	6010 016
	STUD, Front Fender Side Shield	6-8	57	-	-	-	★	6010 033
	Yoke to Frame, S27	8	-	-	57	-	1	6010 026
	SCREW, Radiator Yoke to Side Shield	8	-	-	56	-	2	6010 105
	STUD, Radiator Yoke Upper	8	-	55	56	-	2	897 230
	CLIP, Radiator Yoke to Condenser, w/Air Conditioning	8	-	-	56	-	2	6006 130
	Bumper Bracket to Yoke	6-8	58	-	-	-	4	6010 016
	STUD, Yoke to Frame, LS1	6-8	58	58	58	58	1	*6010 026
	SCREW, w/WASHER, Radiator Yoke Reinforcement to Yoke	8	58	-	-	-	2	*6006 218
7-26-7	REINFORCEMENT, Yoke Horn, w/Air Conditioning	8	58	-	-	-	1	*1754 666
7-26-8	WASHER, Yoke to Frame	6-8	55	56	-	-	2	494 153
	Yoke to Side Shield	8	-	-	-	55-56	★	1335 517
	Yoke to Frame	6-8	57	57	57	57-58	2	*6010 042

★ Indicates use as required.

Numerals in parentheses () refer to notes.

Printed in U.S.A.

⊠ Indicates parts not listed in any previous parts book.

Prices and specifications subject to change without notice.

* Indicates change or addition.

1955-58 PASSENGER CAR PARTS LIST

COOLING

CODE	PART NAME AND DESCRIPTION	NO. OF CYL.	PLYMOUTH	DODGE	DESOTO	CHRYSLER AND IMPERIAL	PER CAR	PART NUMBER
7-26-9	SEAL, Yoke to Shield (specify 21 1/4" of 1242 974) (sold by the foot)	8	-	-	-	55	★	-----
	Yoke to Air Hood.	6-8	56	55-56	-	-	1	1599 479
	Core to Lower Shield (specify 1242 974) (sold by the foot)	8	-	-	56	56	★	-----
	Shield to Hood (specify 1242 974) (sold by the foot)	8	-	-	56	-	★	-----
	Upper Lock Support (specify 45" of 1242 974) (sold by the foot)	8	-	-	55-56	55-56	★	-----
7-26-10	NUT, Yoke, w/RETAINER	8	-	-	55	55	1	6006 126
7-26-11	NUT, Stone Deflector Brace	8	-	57	56	56	★	327 072
	Lower Dust Shield to Yoke, IM	8	-	-	-	57	1	6006 126
	NUT, Radiator Yoke Reinforcement	8	58	-	-	-	2	*6010 048
7-26-15	SHIELD, Yoke to Lock Support, w/SEAL	8	-	-	55-56	55-56	8	1599 915
	Yoke to Core, Lower	8	-	-	55-56	55-56	8	1599 937
	Yoke to Core	6-8	57-58	-	-	-	1	Ⓜ1754 347
		8	-	-	57	-	2	1624 957
	LS2, LS3, LY1	8	-	-	-	57-58	2	1754 736
7-26-17	CLIP, Shield to Support	8	-	-	55-56	55-56	7	6010 060
	Yoke to Core	8	55	55	55-57	55-57	4	6010 060
	Core, to Air Shield, LS2, LS3	8	-	-	58	58	8	6010 060
7-26-18	SHIM, Fender Extension	6-8	-	55	-	-	★	6010 037
	Yoke to Frame	6-8	57	57	57	57	★	6010 025
		6-8	58	58	58	58	★	6010 025
7-26-20	PLUG, Yoke Horn Mounting	6-8	55	-	-	-	2	1494 540
	CUSHION, Yoke to Frame	6-8	-	57	-	-	2	1624 862
	Bumper, Grille Panel Air Shield	6-8	58	-	-	-	1	1754 107
	Radiator Yoke to Frame, LS1	6-8	58	58	58	58	2	6010 027
7-26-23	SLEEVE, Yoke to Frame	6-8	57	57	57	57	1	6010 139
	LS2, LS3	8	-	-	58	58	1	*6010 139
7-26-26	BRACKET, Yoke to Lock Brace	6-8	57-58	-	-	-	1	1624 831
7-26-27	BRACKET, Grille to Yoke, Right	6-8	57-58	-	-	-	1	1686 938
	Left	6-8	57-58	-	-	-	1	1686 939
7-29-0 FAN SHROUD SUPPORT								
7-29-62	BRACKET, Right, except Sp. Cl. Cp., 2 D. Sub. and Cv. Cp., D63-2, D63-3	8	56	56	-	-	1	1656 676
	Left, except Sp.Cl.Cp., 2 D. Sub. and Cv.Cp., D63-2, D63-3	8	56	56	-	-	1	1656 677
7-31-0 RADIATOR SHIELD								
7-31-1	SHIELD, Side, Right, C68, C69, C70, C71, C72, C73	8	-	-	55-57	55-56	1	*1541 584
	Left, C68, C69, C70, C71, C72, C73	8	-	-	55-57	55-56	1	*1541 585
	Right, C67, C68-300, C72-300	8	-	-	-	55-56	1	1541 952
	Left, C67, C68-300, C72-300	8	-	-	-	55-56	1	1541 953
7-31-2	SEAL, Radiator Side Shield (specify 1 ft. of 1242 974) (sold by the foot) C76-300	8	-	-	-	57-58	2	-----
	Dust Shield to Front Bumper (specify 3 ft. of 1242 974) C75, C76, C76-300	8	-	-	-	57	★	-----
7-31-5	EXTENSION, Side Shield, Right, C67, C68-300 C72-300	8	-	-	-	55-56	1	1541 964
	Left, C67, C68-300, C72-300	8	-	-	-	55-56	1	1541 965
7-31-7	NUT, Radiator Side Shield	8	-	-	56-58	56-58	4	6010 006
	C/NUT, Side Shield, IM	8	-	57	-	57	8	327 072
7-31-8	STUD, Radiator Dust Shield, LS2, LS3	8	-	-	58	-	2	6010 033
7-31-10	SHIELD, Dust	8	-	-	-	55-56	1	1541 579
	S27, LS1	6-8	-	-	57-58	-	1	*1686 723
	S25, S26, LS2, LS3	8	-	-	57-58	-	1	*1754 824
	C75, C76	8	-	-	-	57	1	1624 624
	C76-300, LC-300	8	-	-	-	57-58	1	1754 197
	IM	8	-	-	-	57	1	1624 523
	LC1	8	-	-	-	58	1	1754 928
	LC2, LC3	8	-	-	-	58	1	1754 824
	LY1	8	-	-	-	58	1	1755 049

★ Indicates use as required.

Numerals in parentheses () refer to notes.

Printed in U.S.A.

Ⓜ Indicates parts not listed in any previous parts book.

Prices and specifications subject to change without notice.

Nov. 10, 1958 Supersedes Feb. 14, 1958.

* Indicates change or addition.

CODE	PART NAME AND DESCRIPTION	NO. OF CYL.	PLYMOUTH	DODGE	DESOTO	CHRYSLER AND IMPERIAL	PER CAR	PART NUMBER
7-31-14	NUT, Dust Shield to Side Shield Screw, LS1	8	58	58	57-58	56-58	4	6010 006
	Dust Shield to Yoke	8	-	-	57-58	-	2	6010 038
	Shield to Grille Panel	8	-	-	-	56	7	6010 006
7-31-15	SCREW, Stone Deflector to Yoke, LC1, LS1	8	-	-	58	58	★	6010 022
7-31-43	SEAL, Dust Shield to Front Bumper (specify 1242 974) (sold by the foot) LC-300	8	-	-	-	58	★	----
7-31-45	WASHER, Yoke to Side Shield	8	-	-	-	55-56	4	1335 517
7-33-0 RADIATOR UPPER CROSS BAR								
7-33-1	BAR, S27	6-8	-	57	57	-	1	1754 143
		6-8	-	55	-	-	1	1541 910
	w/Center Panel	6-8	-	56	-	-	1	1695 920
	S25, S26, C75, C76	8	-	-	57	57	1	1624 985
	LS2, LS3, LC2, LC3	8	-	-	58	58	1	1832 180
	IM, LY1	8	-	-	-	57-58	1	*1686 473
	C76-300, LC-300	8	-	-	-	57-58	1	1686 648
7-33-3	NUT, Cross Bar Clinch, LC1	6-8	-	55-56	57-58	58	★	327 072
7-33-18	BRACE, Cross Bar, S25, S26, C75, C76, LS2, LS3	8	-	-	57-58	57	1	1624 626
	Dust Shield, S25, S26, C75, C76, LS2, LS3, LC2, LC3	8	-	-	57-58	57-58	1	1624 682
7-33-20	BUMPER	6-8	57-58	57-58	58	58	2	1599 325
7-35-0 RADIATOR STONE DEFLECTOR								
7-35-2	DEFLECTOR	6-8	55-56	-	-	-	1	1695 989
	Right	6-8	57-58	-	-	-	1	*1624 750
	Left	6-8	57-58	-	-	-	1	*1624 751
		6-8	-	55	-	-	1	1541 865
		6-8	-	56	-	-	1	1681 213
	Right	6-8	-	57	-	-	1	*1686 334
	Left	6-8	-	57	-	-	1	*1686 335
	Center	6-8	-	57	-	-	1	*1686 333
		8	-	-	55	-	1	1541 722
		8	-	-	56	-	1	1624 481
	S27	8	-	-	57	-	1	1686 748
	Right, C67, C68	8	-	-	-	55	1	1599 487
	Left, C67, C68	8	-	-	-	55	1	1599 488
	Outer, Right	8	-	58	-	-	1	1754 538
	Outer, Left	8	-	58	-	-	1	1754 539
	Center	8	-	58	-	-	1	1754 521
	LS1	8	-	-	58	-	1	1754 648
	LC1	8	-	-	-	58	1	1754 367
7-35-12	SCREW, Stone Deflector to Fender	6-8	55	-	-	-	4	6000 139
	Dust Shield to Yoke	6-8	57	-	-	-	2	1347 616
	SCREW, w/WASHER, Stone Deflector to Fender, D63	6-8	-	56	-	-	★	6010 016
	STUD, Stone Deflector Outer Moulding	8	-	-	56	-	6	897 230
	Deflector Side Shield	8	-	-	55	-	4	6000 139
	SCREW, S27	8	-	-	57	-	6	6010 022
	STUD, Deflector to Yoke	6-8	58	-	-	-	2	6010 036
	SCREW, Side Shield to Yoke, LS1	8	-	-	58	-	2	6010 019
	Radiator Grille to Stone Deflector	6-8	57-58	-	-	-	6	6012 023
7-35-13	NUT, Deflector to Fender, Outer	6-8	55-56	58	-	-	2	1609 269
	Deflector to Side Shield, Inner	8	56	-	55-56	-	★	6010 006
	Deflector to Head Lamp Plate, S27	6-8	57-58	57	57	57	2	*6010 006
7-35-17	REINFORCEMENT, Stone Deflector	8	-	-	55-56	-	1	1599 232
7-35-18	SEAL, Stone Deflector (specify 1242 974) (sold by the foot)	6	56	-	-	-	★	----
7-35-20	MOULDING, Deflector Extension, Right, UP TO	8	-	-	55-56 (1)	-	1	1686 162
	Left, UP TO	8	-	-	55-56 (1)	-	1	1686 163

NOTE 1: S23 Ser. No. 55292589
S24 Ser. No. 50382085

★ Indicates use as required.

☐ Indicates parts not listed in any previous parts book.

* Indicates change or addition.

Numerals in parentheses () refer to notes.

Prices and specifications subject to change without notice.

Nov. 10, 1958 Supersedes Feb. 14, 1958.

1955-58 PASSENGER CAR PARTS LIST

COOLING

CODE	PART NAME AND DESCRIPTION	NO. OF CYL.	PLYMOUTH	DODGE	DESOTO	CHRYSLER AND IMPERIAL	PER CAR	PART NUMBER
	Deflector, Right	8	-	-	55-56	-	1	1599 275
	Left	8	-	-	55-56	-	1	1599 276
	Center	8	-	-	55	-	1	1541 749
		8	-	-	56	-	1	1624 472
7-35-22	STUD, Stone Deflector Moulding Extension . . .	8	-	-	55-56	-	6	1244 141
7-35-23	WASHER, Moulding Extension to Front Fender Cup	8	-	-	55-56	-	2	969 764
7-41-0 THERMOSTAT								
7-41-4	THERMOSTAT, 160° F.	6	55-56	55-56	-	-	1	1734 957
	180° F.	6	55-56	55-56	-	-	1	1552 902
	180° F.	6	57	57	-	-	1	1735 011
	160° F. S23, S24	8	-	-	56	-	1	1672 621
	180° F.	8	-	-	55-56	-	1	1407 937
	160° F. D63-1 w/o Power Package	8	55-56 (2)	55-56	-	55	1	1484 918
	160° F. D63-1 Texan, D63-1 w/Power Package, D63-2, D63-3, P30	6-8	56-57 (1)	56-57	57	57	1	1734 957
	180° F. D63-1 Texan, D63-1 w/Power Package, D63-2, D63-3	8	57	56-57	57	57	1	1674 602
	160° F. P29 w/Air Conditioning	8	56 (1)	-	-	-	1	1734 957
	180° F. P29 w/Air Conditioning	8	56-57 (1)	57	57	57	1	1674 602
	180° F. D63-1 w/o Power Package	8	55-56	55-56	-	55-56	1	1485 678
	160° F.	8	-	-	-	56	1	1737 915
	160° F.	6-8	58	58	58	58	1	1734 957
	180° F.	6-8	-	58	58	58	1	1674 602
	180° F.	6-8	58	-	-	-	1	1735 011
7-41-16	GASKET	8	-	-	55-56	-	1	863 220
7-42-0 WATER PUMP								
7-42-1	WATER PUMP PACKAGE, P28 w/o Air Conditioning	6	55-56	55-56	-	-	1	1603 326
		6	57-58	57-58	-	-	1	1692 686
	AFTER	8	55	55	-	-	1	1643 164
	P29 w/o Air Conditioning D63-1	8	-	56	-	-	1	1643 164
	w/o Air Conditioning	8	56 (1)	-	-	-	1	1643 173
	P29 w/o Air Conditioning	8	56 (2)	-	-	-	1	1643 164
		8	57-58	-	-	-	1	1752 422
	w/Air Conditioning	8	56	-	-	-	1	1643 299
	LD3, LS1, UP TO Ser. No. L350-50497	8	-	58	58	-	1	*1818 610
	LD3, LS1, AFTER Ser. No. L350-50497	8	-	58	58	-	1	*1879 526
	Fury, w/350 cu. in. Eng., LD-500	8	58	58	58	-	1	*1818 610
	D63-1 w/Power Package, D63-1 Texan, D63-2, D63-3	8	-	56	-	-	1	1643 290
		8	-	-	55-56	-	1	1653 423
	S27, LD2	8	-	57-58	57	-	1	1752 219
	S25, S26	8	-	-	57	-	1	1752 218
	w/Air Conditioning, LS2, LS3	8	-	-	58	-	1	*1879 526
	w/and w/o Air Conditioning	8	-	-	-	55-56	1	1450 779
		8	-	-	-	57-58	1	1692 799
7-42-4	REPAIR KIT, Water Pump	6	55-56	55	-	-	1	1325 977
		6	57-58	57-58	-	-	1	1752 434
		8	-	-	55	-	1	1450 046
		8	-	-	-	55-56	1	1450 780

NOTE 1: FROM Eng. No. P29-1001 to P29-40000 and P29-80001 thru P29-250000 and AFTER P29-274101.

NOTE 2: FROM Eng. No. P29-41001 to P29-80000 and P29-25001 thru P29-274009.

CODE	PART NAME AND DESCRIPTION	NO. OF CYL.	PLYMOUTH	DODGE	DESOTO	CHRYSLER AND IMPERIAL	PER CAR	PART NUMBER
		8	55 (6)	55 (6)	-	-	1	1450 021
		8	55 (7)	55 (7)	-	-	1	1643 229
		8	55 (8)	55 (8)	-	-	1	1643 229
		8	57-58	-	-	-	1	1752 435
	S27, LD2	8	-	57-58	57	57-58	1	*1843 447
	S23, S24, S25, S26	8	-	-	56-57	-	1	*1752 301
	Fury, w/350 cu. in. Eng., LD3, LD-500	8	58	58	58	-	1	1843 447
	w/Air Conditioning, LS2, LS3, Adventurer	8	-	-	58	-	1	*1752 622
	D63-1	8	55 (3)	55-56 (3)	-	-	1	1643 207
		8	56 (1)	-	-	-	1	1752 435
		8	56 (2)	-	-	-	1	1643 207
	D63-1 w/Power Package, D63-1 Texan, D63-2, D63-3	8	-	56	-	-	1	*1843 447
7-43-0 WATER PUMP BODY OR HOUSING								
7-43-1	HOUSING	6	57-58	57-58	-	-	1	1674 700
	w/o Power Steering, w/o Air Conditioning	8	55	55 (4)	-	-	1	1566 007
	w/Power Steering, w/o Air Conditioning	8	55	55 (5)	-	-	1	1664 632
	D63-1 w/Power Package, D63-D500	8	-	56	-	-	1	1635 764
	D63-1 w/Power Steering, P27, P29, D63-1	8	55-56 (2)	56	-	-	1	1664 632
	D63-2, D63-3, w/and w/o Power Steering and Air Conditioning	8	-	56	-	-	1	1635 764
	D63-1 w/o Power Steering w/o Air Conditioning	8	56 (2)	56	-	-	1	1566 007
	S27, LD2	8	-	57-58	57	-	1	1733 997
	LD3, LS1, UP TO Ser. No. L350-50497	8	-	58	58	-	1	*1737 706
	LD3, LS1, AFTER Ser. No. L350-50497	8	-	58	58	-	1	⊠1859 251
	Fury, w/350 cu. in. Eng., LD-500, LS1	8	58	58	58	-	1	*1737 706
	LS2, LS3, UP TO	8	-	-	58 (9)	-	1	*1737 706
	LS2, LS3, AFTER	8	-	-	58 (9)	-	1	⊠1859 251
		8	-	-	-	57-58	1	1671 895
	w/Air Conditioning	8	55	55	-	-	1	1664 632
	w/Air Conditioning	8	56	56	-	-	1	1635 764
	D63-D500 w/and w/o Air Conditioning	8	-	56	-	-	1	1635 764
	Plug, Large Cast Iron	8	55	55	-	-	1	103 868
	Small, Brass	8	55	55	-	-	1	112 304
7-43-5	SCREW, Short	8	56-58 (1)	-	-	-	3	1672 556
	Medium	8	56-58 (1)	-	-	-	3	1672 557
	Long	8	56-58 (1)	57	57	-	1	1672 558
		8	56 (2)	-	-	-	4	180 122
	D63-1 Texan, D63-2, D63-3, D63-500	8	56 (2)	56-57	57	-	4	1672 550
7-43-14	WASHER, Water Pump Body Screw Lock	8	55-56	56	55-56	-	4	1319 068

NOTE 1: FROM Eng. No. P29-1001 to Eng. No. P29-40000 and P29-80001 thru P29-250000 and AFTER P29-274101.

NOTE 2: FROM Eng. No. P29-41001 to P29-80000 and P29-250001 thru P29-274009.

NOTE 3: AFTER ENG. NO.
 P27 112923
 D55 Coronet and Royal 39697
 D55 Custom and Royal Lancer 30491

NOTE 4: FROM TO
 D55-3 Engine No. 4810 Engine No. 11209 w/and w/o Power Steering

NOTE 5: UP TO AFTER
 D55-3 Engine No. 4810 Engine No. 11209 w/and w/o Power Steering

NOTE 6: UP TO ENG. NO.
 P27 92895
 D55 Coronet and Royal 26704
 D55 Custom and Royal Lancer 22228

NOTE 7: FROM ENG. NO. TO ENG. NO.
 P27 92895 112923
 D55 Coronet and Royal 26704 39697
 D55 Custom and Royal Lancer 22228 30491

NOTE 8: Eng. Nos: P27-112923 D55-1, D55-2-39697, D55-3-30491

NOTE 9: LS2 Ser. No. L350-50497 LS3 Ser. No. L360-35921

★ Indicates use as required.

Numerals in parentheses () refer to notes.

Printed in U.S.A.

⊠ Indicates parts not listed in any previous parts book.

Prices and specifications subject to change without notice.

* Indicates change or addition.

1955-58 PASSENGER CAR PARTS LIST

COOLING

CODE	PART NAME AND DESCRIPTION	NO. OF CYL.	PLYMOUTH	DODGE	DESOTO	CHRYSLER AND IMPERIAL	PER CAR	PART NUMBER
7-44-0 WATER PUMP BODY COVER PLATE								
7-44-2	PLATE	6	55-56	55-56	-	-	1	1326 323
	Housing Cover Plate	8	-	-	-	55-56	1	1537 948
7-44-3	GASKET, Body Cover Plate	6	55-56	55-56	-	-	1	1326 324
	Body, D63-1	8	55-56 (5)	55-56	-	-	1	1329 288
	D63-1 Texan, D63-1 w/Power Steering, D63-2, D63-3	8	-	56	-	-	1	1671 191
	Body	8	56 (4)	-	-	-	1	1618 645
		6	57-58	57-58	-	-	1	1674 702
		8	57-58	-	-	-	1	1676 031
	Fury, w/350 cu.in. Eng., LD-500, LD3	8	58	58	58	-	1	1737 705
	S27, LD2	8	-	57-58	57	-	1	1673 782
	Body, S25, S26	8	-	-	55-57	-	1	1327 475
	Body	8	-	-	-	55-56	1	1537 949
		8	-	-	-	57-58	1	1671 894
7-44-4	GASKET, to Cylinder Block	6	55-56	55-57	-	-	1	1326 325
		6	57-58	57-58	-	-	1	1735 036
	S27, LD2	8	55-56 (5)	55-58	57	-	2	1329 336
		8	-	-	-	55-58	1	1537 951
	To Cylinder Block Core Hole Cover, S27	8	55-56 (5)	55-58	57-58	-	2	1328 845
		8	-	-	-	55-58	2	1537 950
	LP2, LP2 Fury, w/Fuel Injection, LD3, LD-500	8	58	58	58	-	2	1737 761
7-44-5	SCREW, Body Plate	6	55-56	55-56	-	-	1	44 650
7-44-6	SCREW, Cover Plate, w/WASHER	6	55-56	55-56	-	-	1	51 019
7-45-0 WATER PUMP SHAFT AND IMPELLER								
7-45-2	SHAFT, w/BEARING	6-8	55-58 (2)	55-58 (2)	56-58	55-58	1	1634 817
7-45-3	SHAFT	6	55	55	-	-	1	1139 400
		8	55 (1)	55 (1)	55	-	1	1401 670
7-45-15	SPRING, Shaft Bearing Lock, AFTER	8	55-56 (1)	55-56 (1)	56	55-56	1	678 630
7-45-22	BUSHING, Front	8	55	55	55	-	1	*1405 842
7-45-31	IMPELLER, Water Pump, 6 Blade	6	55-56	55-56	-	-	1	1558 419
	6 Blade	6	58	58	-	-	1	*1852 594
	10 Blade, LD2, LP2, LP2 Fury w/Fuel Injection	8	56-58 (4)	58	-	-	1	1635 783
	6 Blade	8	55 (1)	55 (1)	-	-	1	1401 671
		8	55 (2)	55 (2)	-	-	1	1634 365
	6 Blade	8	55 (3)	55 (3)	-	-	1	1639 184
	D63-1 w/o Power Package	8	56 (5)	56	-	-	1	1639 184
	10 Blade	8	57	-	-	-	1	1635 783
	10 Blade, Fury, w/350 cu.in. Eng., LD3, LD-500	8	58	58	58	-	1	*1637 724
	LC2, LC3, LY1, UP TO	8	-	-	-	58 (6)	1	*1637 724
	LC2, LC3, LY1, AFTER	8	-	-	-	58 (6)	1	*1859 151

NOTE 1: UP TO ENG. NO.

P27	92895
D55 Coronet and Royal	26704
D55 Custom and Royal Lancer	22228

NOTE 2: FROM ENG. NO. TO ENG. NO.

P27	92895	112923
D55 Coronet and Royal	26704	39697
D55 Custom and Royal Lancer	22228	30491

NOTE 3: AFTER ENG. NO.

P27	112923
D55 Coronet and Royal	39697
D55 Custom and Royal Lancer	30491

NOTE 4: FROM Eng. No. P29-1001 to Eng. No. P29-40000 and P29-80001 thru P29-250000 and AFTER P29-274101.

NOTE 5: FROM Eng. No. P29-41001 to P29-80000 and P29-250001 thru P29-274009.

NOTE 6: LC2 Ser. No. 10169 LC3 Ser. No. 11133
LC3-300 Ser. No. 1528 LY1 Ser. No. 11039

CODE	PART NAME AND DESCRIPTION	NO. OF CYL.	PLYMOUTH	DODGE	DESOTO	CHRYSLER AND IMPERIAL	PER CAR	PART NUMBER
	10 Blade, D63-1, D63-2, D63-3 w/Power Package, S27	8	-	56-57	57	57	1	1637 724
	6 Blade	8	-	-	55	-	1	1401 676
	10 Blade	8	-	-	56	-	1	1638 380
	S25, S26	8	-	-	57	-	1	1730 442
	10 Blade	8	-	-	-	55	1	1537 944
	10 Blade	8	-	-	-	56	1	1639 214
7-45-54	WASHER, Grease Retainer	8	55-56 (3)	55-56 (3)	55-56	55-56	1	1123 841
7-46-0 WATER PUMP SEAL								
7-46-1	SEAL PACKAGE	6-8	55-58	55-58	55-58	55-58	1	1243 631
7-46-10	WASHER, Retainer, P27, S22, D55	8	55-58 (1)	55-58	55-58	56-58	1	1674 679
7-46-11	RING, Retainer Lock	6	55	55	56	56	1	600 811
		8	56 (2)	57	57	57	1	600 811
7-46-13	SPRING, Water Pump Seal Thrust	8	55	55	55	55-56	1	695 315
7-48-0 WATER PUMP ELBOW								
7-48-1	ELBOW, Inlet	8	56	-	-	-	1	1670 255
	C67, C71	8	-	-	55-56	55-56	1	1486 266
7-48-3	GASKET, C67	8	-	-	55-56	55-56	1	1326 619
		8	56	-	-	-	1	1670 256
7-48-22	NIPPLE, Water Pump By-Pass	8	56-58	-	57	-	1	1618 668

NOTE 1: FROM Eng. No. P29-1001 to P29-40000 and P29-80001 thru P29-250000 and AFTER P29-274101.

NOTE 2: FROM Eng. No. P29-41001 to P29-80000 and P29-250000 thru P29-274009.

NOTE 3: UP TO ENG. NO.

P27	92895
D55 Coronet and Royal	26704
D55 Custom and Royal Lancer	22228

NOTES
